



# MEDALS TABLE

RANK	CODE	NOC	GOLD			SILVER			BRONZE			TOTAL		
			M	W	TOT	M	W	TOT	M	W	TOT	M	W	TOT
1	RUS	RUSSIA	9	12	21	5	3	8	5	9	14	19	24	43
2	KEN	KENYA	5		5	3	2	5	5	1	6	13	3	16
3	JPN	JAPAN	2		2	2		2	1	1	2	5	1	6
4	CUB	CUBA		2	2		1	1					3	3
5	CHN	CHINA	1	1	2				1	1	2	2	2	4
6	UKR	UKRAINE	1		1	3	8	11	2	2	4	6	10	16
7	BLR	BELARUS	1		1	3	3	6		3	3	4	6	10
8	USA	UNITED STATES OF AMERICA		1	1		1	1	3	1	4	3	3	6
9	TUR	TURKEY	1		1	1		1	1		1	3		3
	GER	GERMANY		1	1		1	1		1	1		3	3
11	IRI	IRAN	1		1	1		1				2		2
12	NOR	NORWAY		1	1								1	1
	CRO	CROATIA		1	1								1	1
	SVK	SLOVAK REPUBLIC		1	1								1	1
	CZE	CZECH REPUBLIC		1	1								1	1
	LAT	LATVIA	1		1							1		1
17	TPE	CHINESE TAIPEI				1	1	2	1		1	2	1	3
	LTU	LITHUANIA				1	1	2	1		1	2	1	3
19	KOR	SOUTH KOREA				1		1		1	1	1	1	2
20	SWE	SWEDEN				1		1				1		1
21	VEN	VENEZUELA							1		1	1		1
	ESP	SPAIN							1		1	1		1
	EST	ESTONIA								1	1		1	1
		TOTAL	22	21	43	22	21	43	22	21	43	66	63	129



## Medallists by Event

As of SUN 30 JUL 2017 at 20:55

After 43 of 43 events

Event Name	Date	Medal	Name	NOC Code
Women 100 Hurdles		GOLD	VANDERMEULEN Janna	USA
		SILVER	SHAPOVAL Yuliia	UKR
		BRONZE	KLECHKINA Anastasia	RUS
Women 10000m		GOLD	YANG Chunhua	CHN
		SILVER	ALDER-BAERENS Nele	GER
		BRONZE	GAYNETDINOVA Daria	RUS
Women 100m		GOLD	GIRAT RIVERO Suslaidy	CUB
		SILVER	WAMIRA Rael	KEN
		BRONZE	GRISHINA Marina	RUS
Women 1500m		GOLD	SOLODOVA Diana	RUS
		SILVER	KOZICH Halina	BLR
		BRONZE	SYDORENKO Anastasiia	UKR
Women 200m		GOLD	GOLOVINA Ksenia	RUS
		SILVER	WAMIRA Beryl	KEN
		BRONZE	CHABATAROVA Tatsiana	BLR
Women 400 Hurdles		GOLD	KHALADZHAN Asya	RUS
		SILVER	KOCHMARYK Viktoriia	UKR
		BRONZE	VANDERMEULEN Janna	USA
Women 400m		GOLD	KHALADZHAN Asya	RUS
		SILVER	TSIARENTSYEVA Alena	BLR
		BRONZE	KUDRIAVTSEVA Ekaterina	RUS
Women 4x100 Relay		GOLD	Russia	RUS
		SILVER	Ukraine	UKR
		BRONZE	Belarus	BLR
Women 4x400 Relay		GOLD	Russia	RUS
		SILVER	Ukraine	UKR
		BRONZE	Belarus	BLR
Women 5000m		GOLD	SOLODOVA Diana	RUS
		SILVER	SYDORENKO Anastasiia	UKR
		BRONZE	WAKONYO Hannah	KEN
Women 800m		GOLD	ABUBIAKIROVA Iuliia	RUS
		SILVER	SOLODOVA Diana	RUS
		BRONZE	KUDRIAVTSEVA Ekaterina	RUS
Women Discus Throw		GOLD	MATOUSKOVA Lenka	CZE
		SILVER	VORONECKAJA Larisa	LTU
		BRONZE	KASHCAVTSEVA Elizaveta	RUS
Women Eptathlon		GOLD	KLECHKINA Anastasia	RUS
		SILVER	POTAPENKO Kateryna	UKR
		BRONZE	MERKER Felicitas	GER
Women Hammer Throw		GOLD	RAAD Trude	NOR
		SILVER	FILIMOSHKINA Rymma	UKR
		BRONZE	KYSYLOVA Yuliia	UKR
Women High Jump		GOLD	KARAPETYAN Kristina	RUS
		SILVER	TIMPSON Carly	USA
		BRONZE	LANDAR Marja-Liisa	EST



## Medallists by Event

As of SUN 30 JUL 2017 at 20:55

After 43 of 43 events

Event Name	Date	Medal	Name	NOC Code
Women Javellin Throw		GOLD	STEFANAC Laura	CRO
		SILVER	HSU An-Yi	TPE
		BRONZE	MAMLINA Anastasia	RUS
Women Long Jump		GOLD	GRISHINA Marina	RUS
		SILVER	GIRAT RIVERO Suslaidy	CUB
		BRONZE	ALEMSEITOVA Angela	RUS
Women Marathon		GOLD	ALDER-BAERENS Nele	GER
		SILVER	SVYNOBII Mariia	UKR
		BRONZE	OH Sang Mi	KOR
Women Pole Vault		GOLD	NECHAEVA Maria	RUS
		SILVER	NIKIFOROVA Ekaterina	RUS
		BRONZE	TAKIZAWA Kanako	JPN
Women Shot Put		GOLD	KRISTOFICOVA Ivana	SVK
		SILVER	BIZIAKINA Svetlana	RUS
		BRONZE	REN Chunxia	CHN
Women Triple Jump		GOLD	GIRAT RIVERO Suslaidy	CUB
		SILVER	HRALKO Marharyta	BLR
		BRONZE	ALEMSEITOVA Angela	RUS
Men 10000m		GOLD	CHERONO Symon	KEN
		SILVER	KIPTUM Daniel	KEN
		BRONZE	WARENG Peter Toroitich	KEN
Men 100m		GOLD	VYSHYNSKYI Dmytro	UKR
		SILVER	YADEGARI Hashem	IRI
		BRONZE	JONES Nicholas	USA
Men 110 Hurdles		GOLD	TYSHENKO Alan	RUS
		SILVER	KNYAZEV Vladislav	RUS
		BRONZE	KULIKOV Maxim	RUS
Men 1500m		GOLD	KOECH John	KEN
		SILVER	CHARNIAK Aliaksandr	BLR
		BRONZE	CHERONO Symon	KEN
Men 200m		GOLD	YAMADA Maki	JPN
		SILVER	VYSHYNSKYI Dmytro	UKR
		BRONZE	KOSS Taylor	USA
Men 3000m Steeplechase		GOLD	WANJIRU Lucas	KEN
		SILVER	CHU Chun-Che	TPE
		BRONZE	KIPKEMOI Jacob	KEN
Men 400 Hurdles		GOLD	TYSHENKO Alan	RUS
		SILVER	GREBENSHCHIKOV Konstantin	RUS
		BRONZE	KOSS Taylor	USA
Men 400m		GOLD	SUZEN Yasin	TUR
		SILVER	YAMADA Maki	JPN
		BRONZE	RUDENKO Dmytro	UKR
Men 4x100 Relay		GOLD	Japan	JPN
		SILVER	Ukraine	UKR
		BRONZE	China	CHN



## Medallists by Event

As of SUN 30 JUL 2017 at 20:55

After 43 of 43 events

Event Name	Date	Medal	Name	NOC Code
Men 4x400 Relay		GOLD	Russia	RUS
		SILVER	Ukraine	UKR
		BRONZE	Turkey	TUR
Men 5000m		GOLD	CHERONO Symon	KEN
		SILVER	LETTING Michael	KEN
		BRONZE	KIPTUM Daniel	KEN
Men 800m		GOLD	CHARNIAK Aliaksandr	BLR
		SILVER	LEE Mooyong	KOR
		BRONZE	MARTINEZ MORGJA Jaime	ESP
Men Decathlon		GOLD	KULIKOV Maxim	RUS
		SILVER	KHILENKO Konstantin	RUS
		BRONZE	TSYBIZOV Kirill	RUS
Men Discus Throw		GOLD	PIRAYGHARCHAMAN Saijad	IRI
		SILVER	YUGAMI Masateru	JPN
		BRONZE	KALMYKOV Dmitry	RUS
Men Hammer Throw		GOLD	BGAN Maxim	RUS
		SILVER	CAKIR Muhammed	TUR
		BRONZE	ISHIDA Takamasa	JPN
Men High Jump		GOLD	FEDORENKOV Denis	RUS
		SILVER	HRALKO Raman	BLR
		BRONZE	KHILENKO Konstantin	RUS
Men Javelin Throw		GOLD	XIN Shun	CHN
		SILVER	THOR Theodor	SWE
		BRONZE	GARCIA ABREU Jesus	VEN
Men Long Jump		GOLD	GREINIS Maris	LAT
		SILVER	PAKIN Ivan	RUS
		BRONZE	KULIKOV Maxim	RUS
Men Marathon		GOLD	KIPTUM Daniel	KEN
		SILVER	WARENG Peter Toroitich	KEN
		BRONZE	MURIUKI David	KEN
Men Pole Vault		GOLD	FILLIPOV Kirill	RUS
		SILVER	KOCHKAROV Dmitry	RUS
		BRONZE	CHEN Chung-Yu	TPE
Men Shot Put		GOLD	KALMYKOV Dmitry	RUS
		SILVER	IVASKEVICIUS Vytenis	LTU
		BRONZE	JURKSA Mindaugas	LTU
Men Triple Jump		GOLD	PAKIN Ivan	RUS
		SILVER	HRALKO Raman	BLR
		BRONZE	DANYLCHENKO Volodymyr	UKR



LN/ORD BIB SURNAME & NAME NOC DATE OF BIRTH S.BEST P.BEST



## 100m Hurdles - Heptathlon - Women

Heptathlon DR	4930	KLECHKINA ANASTASIA	1994	RUS	SOFIA	31 JUL 2013
Heptathlon WR	5062	OLENKO Kairit	2008	EST	IZMIR	25 SEP 2008

23 JUL 2017 15:00

1	206	PUTINTSEVA Yelena	KAZ	05 JAN 1981	B
2	126	BRUTSCHER Nadine	GER	15 JUL 1994	
3	202	KHIZHNYAKOVA Olga	KAZ	27 FEB 1994	
4	106	SAEM Cathy	EST	14 DEC 1993	
5	417	POTAPENKO Kateryna	UKR	14 APR 1988	
6	356	KLECHKINA Anastasia	RUS	04 AUG 1994	
7	129	MERKER Felicitas	GER	06 MAR 1992	
8	20	KRAUTSOVA Liudmila	BLR	31 MAR 1998	



LN/ORD BIB SURNAME & NAME NOC DATE OF BIRTH S.BEST P.BEST



## Pole Vault - Women - Final

DR	3.27	NECHAEVA Maria	1982	RUS	SOFIA	30 JUL 2013
WR	3.30	NECHAEVA Maria	1982	RUS	STARA ZAGORA	272016

23 JUL 2017 16:00

1	194	TAKIZAWA Kanako	JPN	30 NOV 1999	2.20	A
2	186	SATO Marino	JPN	16 SEP 1995	2.90	A
3	365	NIKIFOROVA Ekaterina	RUS	21 AUG 1997	3.45	A
4	206	PUTINTSEVA Yelena	KAZ	05 JAN 1981	1.80	B
5	364	NECHAEVA Maria	RUS	14 DEC 1982	3.40	A

### Deaflympics Records

3.27	NECHAEVA Maria	1982	RUS	SOFIA	30 JUL 2013
3.00	SATO Marino		JPN	SOFIA	30 JUL 2013
2.80	BEDNAREK Lidia		GER	ROME	27 JUL 2001



LN/ORD BIB SURNAME & NAME NOC DATE OF BIRTH S.BEST P.BEST



## Shot Put - Men - First Round

DR	16.88	KALMYKOV Dmitry	1992	RUS	SOFIA	02 AUG 2013
WR	16.94	HENRIKSSON Bo-Goran	1947	SWE	LIDINGO	291973

### GROUP A

23 JUL 2017 16:10

1	446	WEIS Alex	USA	15 AUG 1994	16.15	A
2	65	KOUNG Mpele	CMR	23 DEC 1974	15.56	A
3	252	ALSHMERI Nayef	KUW	11 JUL 1991	13.20	A
4	392	CALHAN Serhan	TUR	24 APR 1994	14.58	A
5	283	BALLO Moussa	MLI	22 SEP 1986	14.59	A
6	83	PEREZ PEREZ Hector	CUB	17 SEP 1988	12.60	B
7	245	ALAJMI Abdullah	KUW	02 JAN 1984	13.20	A
8	76	MURILLO Pedro	COL	22 SEP 1986	13.60	A

Qualification: 16.10 m (Q) or first 12 (q) to Final

Deaflympics Records					
16.88	KALMYKOV Dmitry	1992	RUS	SOFIA	02 AUG 2013
16.85	HENRIKSSON Bo-Goran		SWE	MALMO	22 JUL 1973
14.42	RUSSELL Joe		USA	HELSINKI	6/961
13.15	KAURELA Valentin		FIN	LONDON	19 AUG 1935
9.77	HUFFNER Bruno		GER	AMSTERDAM	20928
8.62	CODE Raymond		FRA	PARIS	13 AUG 1924





LN/ORD BIB SURNAME & NAME NOC DATE OF BIRTH S.BEST P.BEST



## High Jump - Heptathlon - Women

Heptathlon DR	4930	KLECHKINA ANASTASIA	1994	RUS	SOFIA	31 JUL 2013
Heptathlon WR	5062	OLENKO Kairit	2008	EST	IZMIR	25 SEP 2008

23 JUL 2017 16:30

1	417	POTAPENKO Kateryna	UKR	14 APR 1988	664	3	187
2	126	BRUTSCHER Nadine	GER	15 JUL 1994	159	8	692
3	206	PUTINTSEVA Yelena	KAZ	05 JAN 1981	263	6	588
4	20	KRAUTSOVA Liudmila	BLR	31 MAR 1998	293	5	558
5	129	MERKER Felicitas	GER	06 MAR 1992	717	2	134
6	202	KHIZHNYAKOVA Olga	KAZ	27 FEB 1994	215	7	636
7	356	KLECHKINA Anastasia	RUS	04 AUG 1994	851	1	
8	106	SAEM Cathy	EST	14 DEC 1993	447	4	404





LN/ORD BIB SURNAME & NAME NOC DATE OF BIRTH S.BEST P.BEST



## Shot Put - Men - First Round

DR	16.88	KALMYKOV Dmitry	1992	RUS	SOFIA	02 AUG 2013
WR	16.94	HENRIKSSON Bo-Goran	1947	SWE	LIDINGO	291973

### GROUP B

23 JUL 2017 17:10

1	435	HOCKMAN Jacob	USA	15 MAR 1994	14.31	A
2	353	KHAKIMOV Denis	RUS	15 MAR 1993	16.11	A
3	46	SHEN Haijun	CHN	23 JUL 1987	14.76	A
4	396	KILIC Mahmut	TUR	13 MAY 1983	14.24	A
5	265	IVASKEVICIUS Vytenis	LTU	09 JUL 1992	17.30	A
6	350	KALMYKOV Dmitry	RUS	28 FEB 1992	16.55	A
7	266	JURKSA Mindaugas	LTU	14 OCT 1992	16.74	A
8	161	SAFFARI ASHTIANI Erfan	IRI	25 JUL 1985	16.21	A

Qualification: 16.10 m (Q) or first 12 (q) to Final

Deaflympics Records					
16.88	KALMYKOV Dmitry	1992	RUS	SOFIA	02 AUG 2013
16.85	HENRIKSSON Bo-Goran		SWE	MALMO	22 JUL 1973
14.42	RUSSELL Joe		USA	HELSINKI	6/961
13.15	KAURELA Valentin		FIN	LONDON	19 AUG 1935
9.77	HUFFNER Bruno		GER	AMSTERDAM	20928
8.62	CODE Raymond		FRA	PARIS	13 AUG 1924



LN/ORD BIB SURNAME & NAME NOC DATE OF BIRTH S.BEST P.BEST



## 100 m - Women - First Round

DR	11.71	GIRAT RIVERO Suslaidy	1987	CUB	SOFIA	31 JUL 2013
WR	11.71	GIRAT RIVERO Suslaidy	1987	CUB	SOFIA	312013

### HEAT 1 OF 5

23 JUL 2017 17:20

2	270	ABDULLAH Norafaeza	MAS	25 JUL 2001	13.01	A
3	433	HAGEMAN Makenzie	USA	17 AUG 1993	12.05	A
4	289	DEN EXTER Elaine	NED	23 MAR 1997	12.50	A
5	12	CHABATAROVA Tatsiana	BLR	17 FEB 1984	12.40	A
6	294	ALABI Nofisat	NGR	13 APR 1992	12.78	A
7	422	TURKOVA Olena	UKR	26 FEB 1996	12.85	A
8	237	WAMIRA Rael	KEN	16 JUN 1997	13.10	A

### HEAT 2 OF 5

23 JUL 2017 17:24

2	73	CHAPARRO Kimberly	COL	17 NOV 1995	11.06	A
3	441	SCOTT Jaida	USA	06 APR 2000	13.02	A
4	66	LEUMA Fanta	CMR	31 OCT 1989	12.80	A
5	32	CAO Yiqi	CHN	16 JAN 1993	12.48	A
6	460	SAKALA Diniwe	ZAM	27 JUL 1998	13.02	A
7	304	OYIBOCHA Abigail	NGR	20 FEB 1985	12.81	A
8	349	GRISHINA Marina	RUS	24 OCT 1988	12.42	A

### HEAT 3 OF 5

23 JUL 2017 17:28

1	453	ZAMBRANO PORTE Maria	VEN	24 SEP 1990	12.96	A
2	24	SADAVAYA Darya	BLR	31 MAR 1997	12.20	A
3	232	WAFULA Ruth	KEN	21 APR 1999	13.30	A
4	357	KLIMOVA Oxana	RUS	12 JUN 1990	12.65	A
5	386	AKAY Aysun	TUR	30 OCT 1994	12.56	A
6	80	GIRAT RIVERO Suslaidy	CUB	19 AUG 1987	12.16	A
7	376	ANTUSEKOVA Martina	SVK	20 MAR 2000	13.64	B
8	119	LOSALA Asnath	GBR	24 AUG 1994	12.90	A

### HEAT 4 OF 5

23 JUL 2017 17:32

1	286	SAMABABY Kadiatou	MLI	30 NOV 1990	13.20	B
2	41	JIANG Xiaolan	CHN	31 MAR 1991	12.78	A
3	67	MBOE Meyong	CMR	08 APR 1983	12.09	A
4	299	CHINWE Elekwachi	NGR	16 MAY 1995	12.53	A
5	174	KOMATSU Ayaka	JPN	25 JAN 1993	12.37	A
6	394	ESKIN Ipek	TUR	10 OCT 1999	13.69	B
7	116	OMAR Makasidy	FRA	18 OCT 1991	12.98	A
8	445	VANDERMEULEN Janna	USA	08 MAY 1990	12.85	A

## HEAT 5 OF 5

23 JUL 2017 17:36

1	11	STAPPERS Flore	BEL	09 MAY 1995	12.35	A
2	105	OZERSKA Melisa	EST	02 NOV 1998	13.41	A
3	132	AGYEKUM Vera	GHA	01 JAN 1992	13.60	B
4	345	FILUSHKINA Alena	RUS	05 DEC 1996	12.61	A
5	235	WAMIRA Beryl	KEN	20 JUN 1995	12.70	A
6	121	OUNSLEY Jodie	GBR	17 JAN 2001	12.93	A
7	27	ZHURBENKOVA Katsiaryna	BLR	05 MAY 1998	12.20	A
8	131	SCHNEID Georgina	GER	09 OCT 1990	12.90	A

Qualification: First 4 in each heat (Q) and 4 fastest (q) to Semifinal

Deaflympics Records					
11.71	GIRAT RIVERO	Suslaidy	1987	CUB SOFIA	31 JUL 2013
12.04	JECKSON	Sherrie		USA LOS ANGELES	11 JUL 1985
12.40	DABAT	Michele		FRA MALMO	22 JUL 1973
12.40	IVANOVA	Nina		URS BELGRADE	11 AUG 1969
12.50	DOERING	Gerda		POL WASHINGTON	28 JUN 1965
12.50	REDKINA	Antonina		URS WASHINGTON	28 JUN 1965
12.80	PAVLUNINA	Klavdia		URS HELSINKI	7/961
12.80	SAMPSON	Barbara		USA HELSINKI	7/961
13.10	NUBEK	Anna		URS MILAN	29 AUG 1957



LN/ORD BIB SURNAME & NAME NOC DATE OF BIRTH S.BEST P.BEST



## Hammer Throw - Women - Final

DR	61.79	RAAD Trude	1990	NOR	SOFIA	31 JUL 2013
WR	65.03	RAAD Trude	1990	NOR	HAUGESUND	02 AUG 2015

23 JUL 2017 17:30

1	308	RAAD Trude	NOR	27 APR 1990	62.62	A
2	444	TIMPSON Carly	USA	01 JAN 1997	54.28	A
3	400	TAS Yagmur	TUR	12 FEB 1990	46.51	A
4	118	LISHMAN Bethan	GBR	15 NOV 1983	46.60	A
5	53	ZHAN Yafei	CHN	19 MAY 1991	43.21	A
6	177	MURAO Mayu	JPN	24 SEP 1995	47.03	A
7	362	LYUBCHIK Julia	RUS	02 SEP 1990	49.00	A
8	412	KYSYLOVA Yuliia	UKR	06 MAY 1997	58.73	A
9	406	FILIMOSHKINA Rymma	UKR	11 APR 1986	62.86	A

### Deaflympics Records

61.79	RAAD Trude	1990	NOR	SOFIA	31 JUL 2013
51.84	FILIMOSHKINA Rymma		UKR	TAIPEI	11 SEP 2009
45.43	LIGHTFOOT Heather		USA	ROME	26 JUL 2001



LN/ORD BIB SURNAME & NAME NOC DATE OF BIRTH S.BEST P.BEST



## 100 m - Men - First Round

DR	10.61	GASKIN JR Wendell	1973	USA	COPENHAGEN	20 JUL 1997
WR	10.21	GASKIN JR Wendell	1996	USA	SAN JOSE	01 JUN 1996

### HEAT 1 OF 11

23 JUL 2017 17:50

2	110	HAILEMESKEL Endeshaw	ETH	09 SEP 1997	11.29 A
3	263	ALSHAENABI Hasan	LBA	28 JUL 1997	11.56 A
4	461	SHANKOMBO Brian	ZAM		
5	332	AKSENOV Iliia	RUS	09 DEC 1990	11.17 A
6	298	BOLU John	NGR	21 FEB 1998	10.62 A
7	314	ZARIN Yaseen	PAK	01 JAN 1986	11.70 A
8	122	RUDDY John	GBR	18 NOV 1990	10.90 A

### HEAT 2 OF 11

23 JUL 2017 17:54

2	92	ROSALES Hilton	ECU	17 APR 1999	11.20 A
3	278	RAVINA James	MAU	16 MAR 1998	11.65 A
4	58	KOUASSI Yao	CIV	28 APR 1995	11.61 A
5	236	WAMIRA David	KEN	10 APR 1987	10.40 A
6	276	MOHD REFIN Muhammad	MAS	27 JAN 1996	11.25 A
7	455	BANDA Misozi	ZAM	05 JAN 1992	10.96 A
8	62	DIWOUTA Edimo	CMR	11 NOV 1991	10.98 A

### HEAT 3 OF 11

23 JUL 2017 17:58

2	312	MEHMOOD Tahir	PAK	15 MAR 1980	11.70 A
3	90	DE LA Rosa Carlos	ECU	15 AUG 1995	11.56 A
4	14	DIHALEVICH Daniil	BLR	18 APR 1997	10.90 A
5	42	LI Bin	CHN	11 JUL 1990	10.69 A
6	393	CETINKAYA Sukru	TUR	28 SEP 1993	11.30 A
7	329	JIYANE Simo-esihle	RSA	22 OCT 1996	11.02 A
8	436	JONES Nicholas	USA	23 JAN 1995	11.14 A

### HEAT 4 OF 11

23 JUL 2017 18:02

1	184	SASAKI Takuma	JPN	30 NOV 1993	10.75 A
2	463	TURE' Abubacar	POR	02 NOV 1998	11.55 A
3	375	LENOIR Kim	SUI	17 JAN 1996	11.34 A
4	59	TOURE Inza	CIV	19 DEC 1988	11.72 B
5	274	JAMPERIDIN Muhammad	MAS	27 JUN 2000	11.15 A
6	428	ESPER Dewayne	USA	08 JAN 1995	10.87 A
7	71	ALVAREZ Diego	COL	13 NOV 1997	11.03 A
8	2	NOORI Payman	AFG	01 JAN 1996	12.59

## HEAT 5 OF 11

23 JUL 2017 18:06

2	415	PENDRAK Maksym	UKR	01 NOV 1990	10.93	A
3	96	GOMEZ AYALA Victor	ESP	17 SEP 1996	11.60	A
4	317	JANDA Bartłomiej	POL	01 FEB 1993	11.20	A
5	26	ZAPOISKIKH Siarhei	BLR	13 SEP 1999	11.00	A
6	144	OKYERE Ofori	GHA	28 MAY 1998	11.65	A
7	296	BADMUS Nurudeen	NGR	04 JUL 1980	10.50	A
8	91	ESPINOZA Jerson	ECU	14 APR 1998	11.22	A

## HEAT 6 OF 11

23 JUL 2017 18:10

1	315	CYGLER Robert	POL	08 MAR 1991	11.10	A
2	166	AL SAEDI Zaid	IRQ	02 SEP 1995	11.10	A
3	82	LARRUDET GIL Erly	CUB	08 AUG 1985	10.80	A
4	447	CEDENO ALVAREZ Anthony	VEN	13 SEP 1988	11.48	A
5	390	BICER Dogan	TUR	15 APR 1997	11.83	B
6	454	ALKHAWLANI Mohammed	YEM	09 SEP 1999	11.89	B
7	56	AMON Patrick	CIV	08 OCT 1989	11.48	A
8	437	KOSS Taylor	USA	10 AUG 1993	10.83	A

## HEAT 7 OF 11

23 JUL 2017 18:14

2	336	BELIAKOV Aleksandr	RUS	08 JUN 1994	11.01	A
3	87	CARABALLO CONTRERAS Naza	DOM	09 MAY 1993	10.90	A
4	44	MA Ruichao	CHN	30 APR 1994	11.18	A
5	114	TANNER Santeri	FIN	15 DEC 1996	11.29	A
6	231	SIMIYU Paul	KEN	26 MAR 1994	10.60	A
7	313	RAHMAN Tahir	PAK	01 JAN 1981	11.70	A
8	285	KEITA Moussa	MLI	05 AUG 1990	11.58	A

## HEAT 8 OF 11

23 JUL 2017 18:18

1	28	MENDES Lucas	BRA	02 MAR 1996	11.45	A
2	158	RAMACHANDRAN Yadukrishna	IND	30 DEC 1995	11.90	B
3	9	KANNEH Sekou	AUS	01 JAN 2000	11.12	A
4	458	MUBANGA Bright	ZAM	19 MAY 1995	11.05	A
5	452	SUTIL Jose	VEN	20 FEB 1994	10.87	A
6	305	SO ORIARI Tamunodiepiriy	NGR	14 MAR 1984	10.79	A
7	68	TAGNE Mountessou	CMR	18 JAN 1990	11.50	A
8	146	SAM Emmanuel	GHA	25 DEC 1992	11.75	B

## HEAT 9 OF 11

23 JUL 2017 18:22

1	242	LEE Kwangwon	KOR	05 MAY 1992	11.54	A
2	424	VYSHYNSKYI Dmytro	UKR	18 JUL 1996	10.87	A
3	50	XU Zhenqing	CHN	20 FEB 1989	11.13	A
4	72	CABEZAS ROSERO Janer	COL	04 OCT 1988	10.78	A
5	262	ALQIDDAR Omer	LBA	18 MAR 1996	11.72	B
6	281	CHEHOVIKJ Samir	MKD	23 NOV 1998	11.05	A
7	156	MAHATA Srikrishna	IND	13 JUL 1994	11.40	A
8	468	SULTANI Ahmad	AFG	05 OCT 1993	12.30	

## HEAT 10 OF 11

23 JUL 2017 18:26

2	164	YADEGARI Hashem	IRI	26 MAY 1992	10.95	A
3	60	BALEKAMEN Moussou	CMR	12 APR 1992	11.20	A
4	269	ABD RAHIM Danish	MAS	02 JAN 1996	11.25	A
5	264	DHU Mohammed	LBA	15 JUL 1999	11.70	A
6	147	VOUROS Alexios	GRE	28 DEC 1998	11.58	A
7	325	STEMPURSKI Daniel	POL	18 JAN 1997	11.00	A
8	414	NOSENKO Mykola	UKR	16 JAN 1990	10.58	A

## HEAT 11 OF 11

23 JUL 2017 18:30

1	241	CHAE Kyongwhn	KOR	19 JAN 1978	11.47 A
2	21	LAHADZIUk Artsiom	BLR	11 OCT 1994	11.10 A
3	466	KERI David	HUN	21 SEP 1993	11.90
4	223	MUYEKHO Elijah	KEN	12 JUL 1994	10.80 A
5	385	WANG Shih-Wei	TPE	06 OCT 1992	11.09 A
6	167	AL-AZZAWI Basim	IRQ	10 AUG 1990	10.85 A
7	282	TALESKI Davor	MKD	09 JUN 1999	11.80 B
8	140	GHANSAH Joseph	GHA	23 OCT 1987	11.50 A

**Qualification: First 2 in each heat (Q) and 2 fastest (q) to Semifinal**

Deaflympics Records				
10.61	GASKIN JR Wendell	1973	USA COPENHAGEN	20 JUL 1997





LN/ORD BIB SURNAME & NAME NOC DATE OF BIRTH S.BEST P.BEST



## 1500 m - Men - Semifinal

DR	3:50.81	KHOTYANOVICH Alexandr	1962	URS	CHRISTCHURCH	15 JAN 1989
WR	3:48.69	MENJO Baxtone	1989	KEN	TORONTO	17 JUL 2012

### SEMIFINAL 1 OF 2

23 JUL 2017 18:50

1	295	ALAMS Mangut	NGR	15 AUG 1987	4:09.25	A
2	320	MARCINKIEWICZ Adrian	POL	27 JUN 1993	4:01.00	A
3	13	CHARNIAK Aliaksandr	BLR	23 NOV 1990	3:58.00	A
4	93	TASINCHANA MAIGUA Jonath	ECU	02 FEB 1993	4:12.32	A
5	379	JAITEP Uthai	THA	21 FEB 1991	4:19.59	B
6	335	BAGANOV Daniil	RUS	10 MAY 1992	3:56.02	A
7	128	HELMIS Daniel	GER	15 APR 1988	3:54.43	A
8	100	MARTINEZ MORGJA Jaime	ESP	23 JAN 1995	4:01.89	A
9	176	MORIMITSU Yuya	JPN	21 JUL 1995	3:54.11	A
10	165	AL GBURI Hasan	IRQ	10 JAN 1998	4:10.00	A
11	272	HOR Wei Hau	MAS	29 JUL 1999	4:23.00	B
12	216	KOECH John	KEN	29 AUG 1986	3:53.50	A
13	142	MOHAMMED Samadu	GHA	15 OCT 1989	4:13.18	B
14	63	FOULEFACK Sonfack	CMR	28 APR 1994	4:02.00	A

### SEMIFINAL 2 OF 2

23 JUL 2017 18:58

1	125	BLEY Alexander	GER	24 DEC 1990	3:53.29	A
2	290	VAN HOUWELINGEN Ralph	NED	26 JUL 1994	3:57.95	A
3	3	DIDOUNE Abdellah	ALG	01 MAY 1985	4:13.00	A
4	70	YEMELE Dongmeza	CMR	29 JAN 1982	4:01.00	A
5	210	CHERONO Symon	KEN	24 JUL 1987	3:54.30	A
6	229	OMARI Peter	KEN	21 DEC 1991	4:02.10	A
7	323	NOWAK Rafal	POL	26 APR 1975	3:57.00	A
8	334	ANDREEV Andrey	RUS	06 OCT 1986	3:59.96	A
9	134	ASIEDU Stephen	GHA	22 DEC 2000	4:12.10	A
10	109	GEBREMARIAM Girmay	ETH	27 MAY 1998	4:08.07	A
11	57	KOFFI Dja	CIV	18 JUN 1986	4:11.30	A
12	326	WOJCIECHOWSKI Michal	POL	02 OCT 1988	3:55.00	A
13	168	YAHYA Ahmed	IRQ	11 MAY 1990	4:16.00	B

Qualification: First 4 in each heat (Q) and 4 fastest (q) to Final

Deaflympics Records						
3:50.81	KHOTYANOVICH Alexandr	1962	URS	CHRISTCHURCH	15 JAN 1989	
3:53.41	LAUNDRY Paul		CAN	LOS ANGELES	16 JUL 1985	
3:54.60	M KARVONEN Timo		FIN	MALMOE	28 JUL 1973	
3:55.70	M CHIESURIN Francesco		ITA	WASHINGTON	01 JUL 1965	
4:00.20	M BRENDEN Reider		NOR	HELSINKI	08 AUG 1961	
4:05.60	M VAN DER LINDEN Bernhard		GER	MILAN	27 AUG 1957	
4:14.60	M HERSON Maurice		FRA	STOCKHOLM	27 AUG 1939	
4:23.40	M BOUSCARAT Robert		FRA	LONDON	21 AUG 1935	
4:25.20	M CHRISTENSEN Tage		DEN	NUREMBERG	23 AUG 1931	



LN/ORD BIB SURNAME & NAME NOC DATE OF BIRTH S.BEST P.BEST



## Shot Put - Heptathlon - Women

Heptathlon DR	4930	KLECHKINA ANASTASIA	1994	RUS	SOFIA	31 JUL 2013
Heptathlon WR	5062	OLENKO Kairit	2008	EST	IZMIR	25 SEP 2008

23 JUL 2017 19:00

1	106	SAEM Cathy	EST	14 DEC 1993	1002	4	573
2	206	PUTINTSEVA Yelena	KAZ	05 JAN 1981	632	7	943
3	126	BRUTSCHER Nadine	GER	15 JUL 1994	848	6	727
4	356	KLECHKINA Anastasia	RUS	04 AUG 1994	1575	1	
5	417	POTAPENKO Kateryna	UKR	14 APR 1988	1319	2	256
6	129	MERKER Felicitas	GER	06 MAR 1992	1272	3	303
7	20	KRAUTSOVA Liudmila	BLR	31 MAR 1998	914	5	661
8	202	KHIZHNYAKOVA Olga	KAZ	27 FEB 1994	420	8	1155



LN/ORD BIB SURNAME & NAME NOC DATE OF BIRTH S.BEST P.BEST



## 10000 m - Men - Final

DR	29:16.01	CHERONO Symon	1987	KEN	SOFIA	30 JUL 2013
WR	29:07.53	BUTLER Timothy	1963	GBR	BIRMINGHAM	23 JUN 1989

23 JUL 2017 19:20

1	215	KIPTUM Daniel	KEN	28 DEC 1974	31:16.10	A
2	210	CHERONO Symon	KEN	24 JUL 1987	30:24.30	A
3	99	MARTINEZ ALMEIDA Rafael	ESP	26 OCT 1981	33:35.88	B
4	256	KHALAF Salem	KUW	25 MAR 1971	33:15.00	A
5	255	KERAIDI Abdullah	KUW	22 AUG 1998	33:15.00	A
6	54	ZHANG Yongqiang	CHN	04 NOV 1990	33:52.79	B
7	201	KASSENOV Bakhtiyar	KAZ	21 MAY 1984	35:00.00	B
8	207	ZAGRUTDINOV Farid	KAZ	16 OCT 1989	35:06.00	B
9	267	TUMAITIS Donatas	LTU	10 AUG 1984	34:31.74	B
10	293	PHADERA Dharmadatta	NEP	22 SEP 1992	33:15.00	A
11	469	WARENG Peter	KEN	16 JUL 1982	30:46.20	A
12	3	DIDOUNE Abdellah	ALG	01 MAY 1985	32:40.00	A
13	197	YAMANAKA Kohichiro	JPN	27 AUG 1981	31:58.21	A
14	115	ACHEGHANE Medhi	FRA	21 SEP 1991	34:28.41	B
15	326	WOJCIECHOWSKI Michal	POL	02 OCT 1988	31:30.00	A
16	35	DU Xianfeng	CHN	20 OCT 1991	33:44.81	B
17	142	MOHAMMED Samadu	GHA	15 OCT 1989	34:34.02	B
18	145	OWUSU Francis	GHA	30 APR 1987	35:06.00	B
19	341	ELNIKOV Alexey	RUS	23 JUN 1991	31:20.18	A

### Deaflympics Records

29:16.01	CHERONO Symon	1987	KEN	SOFIA	30 JUL 2013
30:00	M KARVONE Timo		FIN	KOLN	24 JUL 1981
30:35.00	M VASIYEIEV Nikolay		URS	MALMOE	22 JUL 1973
32:08.20	M FERT Eusebiusz		POL	HELSINKI	08 AUG 1961
32:19.40	M ZDOT Nicolas		URS	MILAN	28 AUG 1957
33:14.20	M LAASKO Kauko		FIN	BRUSSELS	18 AUG 1953
33:26.40	M DAVID Max		FRA	COPENHAGEN	14 AUG 1949
33:37.40	M NIINIKANGAS Paavo		FIN	LONDON	19 AUG 1935
34:11.40	M MOLSA Matti		FIN	NUREMBERG	22 AUG 1931
36:29.40	M VAN DER TORREN Emile		FRA	PARIS	14 AUG 1924



LN/ORD BIB SURNAME & NAME NOC DATE OF BIRTH S.BEST P.BEST



### Triple Jump - Men - Final

DR	15.51	SAVOSTIN Alexey	1988	RUS	TAIPEI	12 SEP 2009
WR	15.51	SAVOSTIN Alexey	1988	RUS	TAIPEI	12 SEP 2009

23 JUL 2017 19:30

1	257	<b>GREINIS Maris</b>	LAT	25 FEB 1981	<b>14.37</b>	A
2	22	<b>MAISTRENKA Aliaksandr</b>	BLR	27 APR 2000	<b>14.00</b>	A
3	258	<b>SOKLAKOV Sergejs</b>	LAT	21 JAN 1995	<b>13.45</b>	A
4	343	<b>FEDORENKOV Denis</b>	RUS	18 MAR 1996	<b>14.79</b>	A
5	403	<b>DANYLCHENKO Volodymyr</b>	UKR	12 OCT 1992	<b>15.02</b>	A
6	18	<b>KOZICH Aliaksandr</b>	BLR	09 OCT 1987	<b>15.12</b>	A
7	162	<b>SALEHI Mohammadhadi</b>	IRI	13 SEP 1984	<b>13.61</b>	A
8	133	<b>AMEGASHIE Eugene</b>	GHA	13 NOV 1990	<b>13.30</b>	A
9	367	<b>PAKIN Ivan</b>	RUS	18 MAY 1991	<b>15.03</b>	A
10	200	<b>ABAKANOV Rustem</b>	KAZ	29 JUL 1985	<b>13.70</b>	A
11	179	<b>NAKAMURA Kodai</b>	JPN	03 APR 1991	<b>13.71</b>	A
12	17	<b>HRALKO Raman</b>	BLR	28 MAR 1992	<b>15.09</b>	A

#### Deaflympics Records

15.51	SAVOSTIN Alexey	1988	RUS	TAIPEI	12 SEP 2009
15.27	JUDELEVICH Viktor		URS	BELGRADE	11 AUG 1969
15.16	GOUROV Lev		URS	HELSINKI	6/961
13.84	HEIKKILA Voitto		FIN	BRUSSELS	16 AUG 1953
13.09	SODERGARD Bror-Erik		FIN	COPENHAGEN	14 AUG 1949



LN/ORD BIB SURNAME & NAME NOC DATE OF BIRTH S.BEST P.BEST



## 400 m Hurdles - Men - Semifinal

DR	51.40	MSKOMOROKHOV Vyacheslav	1940	URS	BELGRADE	11 AUG 1969
WR	49.10	MSKOMOROKHOV Vyacheslav	1940	URS	MEXICO CITY	15 OCT 1968

### SEMIFINAL 1 OF 2

23 JUL 2017 20:30

2	5	NACEUR Mohamed	ALG	11 OCT 1989	57.15	A
3	437	KOSS Taylor	USA	10 AUG 1993	53.27	A
4	191	TAKADA Yuji	JPN	03 NOV 1984	56.06	A
5	348	GREBENSHCHIKOV Konstanti	RUS	02 JAN 1990	53.68	A
6	271	AZMAN Muhammad	MAS	28 JAN 1996	54.35	A
7	48	WANG Yingzhe	CHN	14 MAY 1992	52.28	A

### SEMIFINAL 2 OF 2

23 JUL 2017 20:36

2	372	TYSHENKO Alan	RUS	16 MAR 1989	53.09	A
3	434	HAHN Gunner	USA	10 JAN 1995	59.10	B
4	409	KOMPANIETS Serhii	UKR	17 MAY 1996	53.02	A
5	114	TANNER Santeri	FIN	15 DEC 1996	57.10	A
6	410	KULYK Mykola	UKR	24 MAY 1981	54.12	A
7	55	ZHU Jiazhou	CHN	05 JUN 1992	54.81	A

Qualification: First 3 in each heat (Q) and 2 fastest (q) to Final

Deaflympics Records						
51.40	M	SKOMOROKHOV Vyacheslav	1940	URS	BELGRADE	11 AUG 1969
53.50	M	HILLE Christian		GER	MILAN	27 AUG 1957
58.00	M	KOSKINEN Veikko		FIN	COPENHAGEN	13 AUG 1949
1:00.40	M	THULKE Georg		GER	STOCKHOLM	27 AUG 1939
1:02.40	M	RUELLAND Yves		FRA	PARIS	14 AUG 1924



LN/ORD BIB SURNAME & NAME NOC DATE OF BIRTH S.BEST P.BEST



## 200 m - Heptathlon - Women

Heptathlon DR	4930	KLECHKINA ANASTASIA	1994	RUS	SOFIA	31 JUL 2013
Heptathlon WR	5062	OLENKO Kairit	2008	EST	IZMIR	25 SEP 2008

23 JUL 2017 21:00

1	356	KLECHKINA Anastasia	RUS	04 AUG 1994	2200	1	
2	106	SAEM Cathy	EST	14 DEC 1993	1374	4	826
3	202	KHIZHNYAKOVA Olga	KAZ	27 FEB 1994	1063	8	1137
4	417	POTAPENKO Kateryna	UKR	14 APR 1988	1837	3	363
5	129	MERKER Felicitas	GER	06 MAR 1992	1845	2	355
6	20	KRAUTSOVA Liudmila	BLR	31 MAR 1998	1338	5	862
7	206	PUTINTSEVA Yelena	KAZ	05 JAN 1981	1150	7	1050
8	126	BRUTSCHER Nadine	GER	15 JUL 1994	1299	6	901



LN/ORD BIB SURNAME & NAME NOC DATE OF BIRTH S.BEST P.BEST



## Heptathlon - Women

DR	4930	KLECHKINA ANASTASIA	1994	RUS	SOFIA	31 JUL 2013
WR	5062	OLENKO Kairit	2008	EST	IZMIR	25 SEP 2008

23 JUL 2017 22:00

1	202	KHIZHNYAKOVA Olga	KAZ	27 FEB 1994	3200 B
2	20	KRAUTSOVA Liudmila	BLR	31 MAR 1998	4250 A
3	129	MERKER Felicitas	GER	06 MAR 1992	4152 A
4	417	POTAPENKO Kateryna	UKR	14 APR 1988	4128 A
5	356	KLECHKINA Anastasia	RUS	04 AUG 1994	4100 A
6	126	BRUTSCHER Nadine	GER	15 JUL 1994	4119 A
7	106	SAEM Cathy	EST	14 DEC 1993	3306 A
8	206	PUTINTSEVA Yelena	KAZ	05 JAN 1981	3100 B

Deaflympics Records					
4930	KLECHKINA ANASTASIA	1994	RUS	SOFIA	31 JUL 2013
4903	JOHNSTON Connie		USA	CHRISTCHURCH	11 JAN 1989





# RESULTS

## 100m Hurdles - Heptathlon - Women -

RANK BIB SURNAME & NAME NOC DATE OF BIRTH LANE R.T. TIME POINTS TOTAL



### 100m Hurdles - Heptathlon - Women

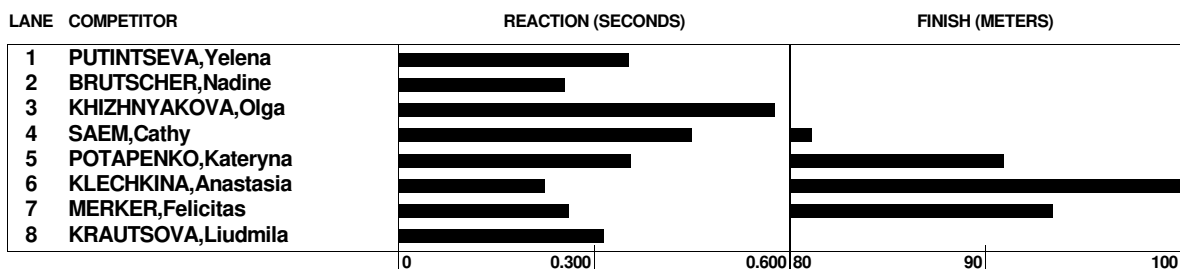
Heptathlon DR	4930	KLECHKINA ANASTASIA	1994	RUS	SOFIA	31 JUL 2013
Heptathlon WR	5062	OLENKO Kairit	2008	EST	IZMIR	25 SEP 2008

(Wind: -1.8 m/s)

1	356	KLECHKINA Anastasia	RUS	04 AUG 1994	6	0.224	<b>14.93</b>	851	851
2	129	MERKER Felicitas	GER	06 MAR 1992	7	0.262	<b>15.98</b>	717	717
3	417	POTAPENKO Kateryna	UKR	14 APR 1988	5	0.357	<b>16.42</b>	664	664
4	106	SAEM Cathy	EST	14 DEC 1993	4	0.451	<b>18.41</b>	447	447
5	20	KRAUTSOVA Liudmila	BLR	31 MAR 1998	8	0.316	<b>20.11</b>	293	293
6	206	PUTINTSEVA Yelena	KAZ	05 JAN 1981	1	0.354	<b>20.49</b>	263	263
7	202	KHIZHNYAKOVA Olga	KAZ	27 FEB 1994	3	0.578	<b>21.14</b>	215	215
8	126	BRUTSCHER Nadine	GER	15 JUL 1994	2	0.256	<b>21.97</b>	159	159

Details:

Start time:15:02



As of 23/07/2017 at 15:07

#### Legend

DQ = Disqualified  
DNF = Did Not Finish  
R.T. = Reaction

DNS = Did Not Start  
Fn = False Start

Samsun(TUR), 23rd - 29th July 2017

ATW01\_73A 1.0

1



# RESULTS

RANK BIB SURNAME & NAME NOC DATE OF BIRTH RESULT



## Pole Vault - Women - Final

WR	3.30	NECHAEVA Maria	1982	RUS	STARA ZAGORA	272016
DR	3.27	NECHAEVA Maria	1982	RUS	SOFIA	30 JUL 2013

1	364	NECHAEVA Maria	RUS	14 DEC 1982	3.45	WR
2	365	NIKIFOROVA Ekaterina	RUS	21 AUG 1997	3.30	
3	194	TAKIZAWA Kanako	JPN	30 NOV 1999	2.55	
4	206	PUTINTSEVA Yelena	KAZ	05 JAN 1981	1.75	

### NOT RANKED

186	SATO Marino	JPN	1995	NM
-----	-------------	-----	------	----

**Details:** Start time:16:00 Temperature:+27°C Humidity:69%  
Finish Time:17:38 Temperature:+26°C Humidity:73%

As of 23/07/2017 at 17:42

RANK	BIB	SURNAME & NAME	NOC	ORD	1.75	1.85	1.95	2.05	2.15	2.25	2.35	2.45	2.55	2.65	RESULT
			DATE OF BIRTH		2.75	2.80	2.85	2.90	2.95	3.00	3.05	3.10	3.15	3.20	
					3.25	3.30	3.35	3.40	3.45	3.50	3.55				
3	194	TAKIZAWA Kanako	JPN	1	-	-	-	O	O	O	O	O	XXO	XXX	2.55
	186	SATO Marino	JPN	2	-	-	-	-	-	-	-	-	-	-	NM
			16 SEP 1995		XXX										
2	365	NIKIFOROVA Ekaterina	RUS	3	-	XXO	-	-	-	O	-	O	-	O	3.30
			21 AUG 1997		-	O	XXX								
4	206	PUTINTSEVA Yelena	KAZ	4	XO	XXX									1.75
			05 JAN 1981												
1	364	NECHAEVA Maria	RUS	5	-	-	-	-	-	O	-	O	-	O	3.45
			14 DEC 1982		-	O	XO	O	O	XXX					WR
					-	O									

### Legend

DQ = Disqualified  
DNF = Did Not Finish  
X = Failed  
- = Did Not Attempt

DNS = Did Not Start  
NM = No Result  
O = Cleared  
ORD = Order

Samsun(TUR), 23rd - 29th July 2017

ATW01\_73M 1.0



# RESULTS

## Shot Put - Men - First Round

RANK BIB SURNAME & NAME NOC ORD - 1 - - 2 - - 3 - - 4 - - 5 - - 6 - RESULT  
DATE OF BIRTH



### Shot Put - Men - First Round

DR	16.88	KALMYKOV Dmitry	1992	RUS	SOFIA	02 AUG 2013
WR	16.94	HENRIKSSON Bo-Goran	1947	SWE	LIDINGO	291973

#### GROUP A

1	446	WEIS Alex	USA	1	15.32	X	X	15.32	q
2	392	CALHAN Serhan	15 AUG 1994 TUR	4	13.97	14.56	X	14.56	q
3	83	PEREZ PEREZ Hector	24 APR 1994 CUB	6	13.50	13.32	14.42	14.42	q
4	76	MURILLO Pedro	17 SEP 1988 COL	8	13.03	13.69	X	13.69	q
5	283	BALLO Moussa	22 SEP 1986 MLI	5	11.54	10.83	X	11.54	
			22 SEP 1986						

#### NOT RANKED

65	KOUNG Mpele	CMR	2	DNS
245	ALAJMI Abdullah	23 DEC 1974 KUW	7	DNS
252	ALSHAMERI Nayef	02 JAN 1984 KUW	3	DNS
		11 JUL 1991		

Qualification: 16.10 m (Q) or first 12 (q) to Final

Starting order	1	2	3	4	5	6	7	8							
	446	65	252	392	283	83	245	76							

Details:

Start time:16:10

Temperature:+28°C

Humidity:68%

As of 23/07/2017 at 16:50

#### GROUP B

1	350	KALMYKOV Dmitry	RUS	6	16.78			16.78	Q
2	353	KHAKIMOV Denis	28 FEB 1992 RUS	2	16.76			16.76	Q
3	265	IVASKEVICIUS Vytenis	15 MAR 1993 LTU	5	14.31	X	15.89	15.89	q
4	266	JURKSA Mindaugas	09 JUL 1992 LTU	7	15.18	X	15.56	15.56	q
			14 OCT 1992						

#### Legend

DQ = Disqualified  
DNF = Did Not Finish  
- = Did Not Attempt  
ORD = Order

DNS = Did Not Start  
NM = No Result  
X = Failed

Samsun(TUR), 23rd - 29th July 2017

ATM01\_73R 1.0

1

RANK	BIB	SURNAME & NAME	NOC	ORD	- 1 -	- 2 -	- 3 -	- 4 -	- 5 -	- 6 -	RESULT
			DATE OF BIRTH								
5	161	SAFFARI ASHTIANI Erfan	IRI	8	14.79	X	14.46				14.79 q
			25 JUL 1985								
6	46	SHEN Haijun	CHN	3	14.22	14.30	14.44				14.44 q
			23 JUL 1987								
7	435	HOCKMAN Jacob	USA	1	14.42	13.64	13.47				14.42 q
			15 MAR 1994								
8	396	KILIC Mahmut	TUR	4	14.08	X	X				14.08 q
			13 MAY 1983								

**Qualification: 16.10 m (Q) or first 12 (q) to Final**

Starting order	1	2	3	4	5	6	7	8							
	435	353	46	396	265	350	266	161							

**Details:**

Start time:17:30  
Finish Time:18:49

Temperature:+26°C  
Temperature:+25°C

Humidity:68%  
Humidity:70%

**As of 23/07/2017 at 17:50**

Legend	
DQ = Disqualified	DNS = Did Not Start
DNF = Did Not Finish	NM = No Result
- = Did Not Attempt	X = Failed
ORD = Order	

Samsun(TUR), 23rd - 29th July 2017

ATM01\_73R 1.0





# SUMMARY

## Shot Put - Men - First Round

RANK BIB SURNAME & NAME NOC DATE OF BIRTH GROUP ORD RANK WIND RESULT



### Shot Put - Men - First Round

DR	16.88 KALMYKOV Dmitry		1992	RUS	SOFIA			02 AUG 2013	
WR	16.94 HENRIKSSON Bo-Goran		1947	SWE	LIDINGO			291973	
1	350	KALMYKOV Dmitry	RUS	28 FEB 1992	B	6	1	16.78	Q
2	353	KHAKIMOV Denis	RUS	15 MAR 1993	B	2	2	16.76	Q
3	265	IVASKEVICIUS Vytenis	LTU	09 JUL 1992	B	5	3	15.89	q
4	266	JURKSA Mindaugas	LTU	14 OCT 1992	B	7	4	15.56	q
5	446	WEIS Alex	USA	15 AUG 1994	A	1	1	15.32	q
6	161	SAFFARI ASHTIANI Erfan	IRI	25 JUL 1985	B	8	5	14.79	q
7	392	CALHAN Serhan	TUR	24 APR 1994	A	4	2	14.56	q
8	46	SHEN Haijun	CHN	23 JUL 1987	B	3	6	14.44	q
9	435	HOCKMAN Jacob	USA	15 MAR 1994	B	1	7	14.42	q
10	83	PEREZ PEREZ Hector	CUB	17 SEP 1988	A	6	3	14.42	q
11	396	KILIC Mahmut	TUR	13 MAY 1983	B	4	8	14.08	q
12	76	MURILLO Pedro	COL	22 SEP 1986	A	8	4	13.69	q
13	283	BALLO Moussa	MLI	22 SEP 1986	A	5	5	11.54	

### NOT RANKED

65	KOUNG Mpele	CMR	23 DEC 1974	A	2	DNS
245	ALAJMI Abdullah	KUW	02 JAN 1984	A	7	DNS
252	ALSHMERI Nayef	KUW	11 JUL 1991	A	3	DNS

Qualification: 16.10 m (Q) or first 12 (q) to Final

#### Legend

DQ = Disqualified  
DNF = Did Not Finish  
ORD = Order

DNS = Did Not Start  
NM = No Result

Samsun(TUR), 23rd - 29th July 2017

ATM00\_74B 1.0

1



# RESULTS

## High Jump - Heptathlon - Women -

RANK	BIB	SURNAME & NAME	NOC	ORD	0.90	0.93	0.96	0.99	1.02	1.05	1.08	1.11	1.14	1.17	RESULT	POINTS	TOTAL
		DATE OF BIRTH			1.20	1.23	1.26	1.29	1.32	1.35	1.38	1.41	1.44	1.47			
					1.50	1.53	1.56	1.59	1.62	1.65	1.68	1.71					



## High Jump - Heptathlon - Women

Heptathlon DR	4930 KLECHKINA ANASTASIA	1994	RUS	SOFIA	31 JUL 2013
Heptathlon WR	5062 OLENKO Kairit	2008	EST	IZMIR	25 SEP 2008

1	356	KLECHKINA Anastasia	04 AUG 1994	RUS	7	-	-	-	-	-	-	-	-	-	1.59	724	1575
						O	O	O	XO	XXX							
2	126	BRUTSCHER Nadine	15 JUL 1994	GER	2	-	-	-	-	O	O	O	O	O	1.56	689	848
						XO	O	XXO	XXX								
3	417	POTAPENKO Kateryna	14 APR 1988	UKR	1	-	-	-	-	-	-	O	O	O	1.53	655	1319
						XO	XO	XXX									
4	20	KRAUTSOVA Liudmila	31 MAR 1998	BLR	4	-	-	-	-	-	O	O	O	O	1.50	621	914
						XO	XXX										
5	129	MERKER Felicitas	06 MAR 1992	GER	5	-	-	-	-	O	O	O	O	XXX	1.44	555	1272
						-	-	-	-	O	O	O	O	XXX			
6	106	SAEM Cathy	14 DEC 1993	EST	8	-	-	-	-	O	XO	O	O	XXX	1.44	555	1002
						-	-	-	-	O	XO	O	O	XXX			
7	206	PUTINTSEVA Yelena	05 JAN 1981	KAZ	3	O	XO	XO	XXX	-	-	XO	O	O	1.26	369	632
						O	XO	XO	XXX	-	-	XO	O	O			
8	202	KHIZHNYAKOVA Olga	27 FEB 1994	KAZ	6	O	O	O	O	O	O	XXX			1.08	205	420
						O	O	O	O	O	O	XXX					

### Details:

Start time:16:30  
Finish Time:18:40

Temperature:+23°C  
Temperature:+26°C

Humidity:70%  
Humidity:74%

As of 23/07/2017 at 18:50

### Legend

DQ = Disqualified  
DNF = Did Not Finish  
X = Failed  
- = Did Not Attempt

DNS = Did Not Start  
NM = No Result  
O = Cleared  
ORD = Order

Samsun(TUR), 23rd - 29th July 2017

ATW01\_73M 1.0

1



# RESULTS

## 100 m - Women - First Round

RANK BIB SURNAME & NAME NOC DATE OF BIRTH LANE R.T. TIME



### 100 m - Women - First Round

DR	11.71	GI RAT RIVERO Suslaidy	1987	CUB	SOFIA	31 JUL 2013
WR	11.71	GI RAT RIVERO Suslaidy	1987	CUB	SOFIA	312013

#### HEAT 1 OF 5

(Wind: -1.0 m/s)

1	289	DEN EXTER Elaine	NED	23 MAR 1997	4	0.323	12.90 Q
2	433	HAGEMAN Makenzie	USA	17 AUG 1993	3	0.249	12.96 Q
3	12	CHABATAROVA Tatsiana	BLR	17 FEB 1984	5	0.254	13.02 Q
4	237	WAMIRA Rael	KEN	16 JUN 1997	8	0.250	13.66 Q
5	270	ABDULLAH Norafaeza	MAS	25 JUL 2001	2	0.225	13.99
6	422	TURKOVA Olena	UKR	26 FEB 1996	7	0.420	14.13

#### NOT RANKED

294	ALABI Nofisat	NGR	13 APR 1992	6	DNS
-----	---------------	-----	-------------	---	-----

Qualification: First 4 in each heat (Q) and 4 fastest (q) to Semifinal

Details: Start time:17:21 Temperature:+26°C Humidity:69%



As of 23/07/2017 at 17:23

#### HEAT 2 OF 5

(Wind: -3.0 m/s)

1	349	GRISHINA Marina	RUS	24 OCT 1988	8	0.244	12.87 Q
2	32	CAO Yiqi	CHN	16 JAN 1993	5	0.256	13.36 Q
3	441	SCOTT Jaida	USA	06 APR 2000	3	0.300	13.39 Q
4	73	CHAPARRO Kimberly	COL	17 NOV 1995	2	0.256	13.83 Q

#### NOT RANKED

66	LEUMA Fanta	CMR	31 OCT 1989	4	DNS
304	OYIBOCHA Abigail	NGR	20 FEB 1985	7	DNS
460	SAKALA Diniwe	ZAM	27 JUL 1998	6	DNS

#### Legend

DQ = Disqualified  
DNF = Did Not Finish  
R.T. = Reaction

DNS = Did Not Start  
Fn = False Start

Samsun(TUR), 23rd - 29th July 2017

ATW01\_73A 1.0

1



Qualification: First 4 in each heat (Q) and 4 fastest (q) to Semifinal

Details: Start time:17:26 Temperature:+26°C Humidity:69%

LANE	COMPETITOR	REACTION (SECONDS)	FINISH (METERS)
1			
2	CHAPARRO, Kimberly		
3	SCOTT, Jaida		
4			
5	CAO, Yiqi		
6			
7			
8	GRISHINA, Marina		
		0 0.175 0.350	80 90 100

As of 23/07/2017 at 17:27

### HEAT 3 OF 5

(Wind: -3.0 m/s)

1	80	GIRAT RIVERO Suslaidy	CUB	19 AUG 1987	6	0.263	12.91 Q
2	357	KLIMOVA Oxana	RUS	12 JUN 1990	4	0.303	13.12 Q
3	24	SADAVAYA Darya	BLR	31 MAR 1997	2	0.272	13.25 Q
4	386	AKAY Aysun	TUR	30 OCT 1994	5	0.258	13.31 Q
5	119	LOSALA Asnath	GBR	24 AUG 1994	8	0.314	13.66 q
6	453	ZAMBRANO PORTE Maria	VEN	24 SEP 1990	1	0.214	13.79
7	232	WAFULA Ruth	KEN	21 APR 1999	3	0.616	13.93
8	376	ANTUSEKOVA Martina	SVK	20 MAR 2000	7	0.235	14.11

Qualification: First 4 in each heat (Q) and 4 fastest (q) to Semifinal

Details: Start time:17:31 Temperature:+26°C Humidity:69%

LANE	COMPETITOR	REACTION (SECONDS)	FINISH (METERS)
1	ZAMBRANO PORTE, Maria		
2	SADAVAYA, Darya		
3	WAFULA, Ruth		
4	KLIMOVA, Oxana		
5	AKAY, Aysun		
6	GIRAT RIVERO, Suslaid		
7	ANTUSEKOVA, Martina		
8	LOSALA, Asnath		
		0 0.325 0.650	80 90 100

As of 23/07/2017 at 17:32

### HEAT 4 OF 5

(Wind: -3.1 m/s)

1	174	KOMATSU Ayaka	JPN	25 JAN 1993	5	0.535	13.00 Q
2	445	VANDERMEULEN Janna	USA	08 MAY 1990	8	0.246	13.06 Q
3	41	JIANG Xiaolan	CHN	31 MAR 1991	2	0.203	13.17 Q
4	116	OMAR Makasidy	FRA	18 OCT 1991	7	0.287	13.61 Q
5	394	ESKIN Ipek	TUR	10 OCT 1999	6	0.390	14.16
6	286	SAMABABY Kadiatou	MLI	30 NOV 1990	1		21.22

### NOT RANKED

67	MBOE Meyong	CMR	08 APR 1983	3		DNS
299	CHINWE Elekwachi	NGR	16 MAY 1995	4		DNS

Qualification: First 4 in each heat (Q) and 4 fastest (q) to Semifinal

Details: Start time:17:37 Temperature:+26°C Humidity:69%

Legend	
DQ = Disqualified	DNS = Did Not Start
DNF = Did Not Finish	Fn = False Start
R.T. = Reaction	

Samsun(TUR), 23rd - 29th July 2017

ATW01\_73A 1.0

LANE	COMPETITOR	REACTION (SECONDS)	FINISH (METERS)
1	SAMABABY,Kadiatou		
2	JIANG,Xiaolan		
3			
4			
5	KOMATSU,Ayaka		
6	ESKIN,Ipek		
7	OMAR,Makasidy		
8	VANDERMEULEN,Janna		
		0 0.275 0.550 80 90 100	

As of 23/07/2017 at 17:39

## HEAT 5 OF 5

(Wind: -0.7 m/s)

1	11	STAPPERS Flore	BEL	09 MAY 1995	1	0.234	12.50 Q
2	235	WAMIRA Beryl	KEN	20 JUN 1995	5	0.385	12.66 Q
3	27	ZHURBENKOVA Katsiaryna	BLR	05 MAY 1998	7	0.291	12.89 Q
4	345	FILUSHKINA Alena	RUS	05 DEC 1996	4	0.374	12.93 Q
5	131	SCHNEID Georgina	GER	09 OCT 1990	8	0.373	13.17 q
6	121	OUNSLEY Jodie	GBR	17 JAN 2001	6	0.583	13.28 q
7	105	OZERSKA Melisa	EST	02 NOV 1998	2	0.269	13.53 q

## NOT RANKED

132	AGYEKUM Vera	GHA	01 JAN 1992	3	DNS
-----	--------------	-----	-------------	---	-----

Qualification: First 4 in each heat (Q) and 4 fastest (q) to Semifinal

Details: Start time:17:43 Temperature:+26°C Humidity:73%

LANE	COMPETITOR	REACTION (SECONDS)	FINISH (METERS)
1	STAPPERS,Flore		
2	OZERSKA,Melisa		
3			
4	FILUSHKINA,Alena		
5	WAMIRA,Beryl		
6	OUNSLEY,Jodie		
7	ZHURBENKOVA,Katsiary		
8	SCHNEID,Georgina		
		0 0.300 0.600 80 90 100	

As of 23/07/2017 at 17:44

### Legend

DQ = Disqualified  
DNF = Did Not Finish  
R.T. = Reaction

DNS = Did Not Start  
Fn = False Start

Samsun(TUR), 23rd - 29th July 2017

ATW01\_73A 1.0



# SUMMARY

## 100 m - Women - First Round

RANK BIB SURNAME & NAME NOC DATE OF BIRTH HEAT LANE RANK WIND TIME



### 100 m - Women - First Round

DR	11.71	GI RAT RIVERO Suslaidy		1987	CUB	SOFIA	31 JUL 2013			
WR	11.71	GI RAT RIVERO Suslaidy		1987	CUB	SOFIA	312013			
1	11	STAPPERS Flore	BEL	09 MAY 1995	5	1	1	-0.7	12.50	Q
2	235	WAMIRA Beryl	KEN	20 JUN 1995	5	5	2	-0.7	12.66	Q
3	349	GRISHINA Marina	RUS	24 OCT 1988	2	8	1	-3.0	12.87	Q
4	27	ZHURBENKOVA Katsiaryna	BLR	05 MAY 1998	5	7	3	-0.7	12.89	Q
5	289	DEN EXTER Elaine	NED	23 MAR 1997	1	4	1	-1.0	12.90	Q
6	80	GI RAT RIVERO Suslaidy	CUB	19 AUG 1987	3	6	1	-3.0	12.91	Q
7	345	FILUSHKINA Alena	RUS	05 DEC 1996	5	4	4	-0.7	12.93	Q
8	433	HAGEMAN Makenzie	USA	17 AUG 1993	1	3	2	-1.0	12.96	Q
9	174	KOMATSU Ayaka	JPN	25 JAN 1993	4	5	1	-3.1	13.00	Q
10	12	CHABATAROVA Tatsiana	BLR	17 FEB 1984	1	5	3	-1.0	13.02	Q
11	445	VANDERMEULEN Janna	USA	08 MAY 1990	4	8	2	-3.1	13.06	Q
12	357	KLIMOVA Oxana	RUS	12 JUN 1990	3	4	2	-3.0	13.12	Q
13	41	JIANG Xiaolan	CHN	31 MAR 1991	4	2	3	-3.1	13.17	Q
14	131	SCHNEID Georgina	GER	09 OCT 1990	5	8	5	-0.7	13.17	q
15	24	SADAVAYA Darya	BLR	31 MAR 1997	3	2	3	-3.0	13.25	Q
16	121	OUNSLEY Jodie	GBR	17 JAN 2001	5	6	6	-0.7	13.28	q
17	386	AKAY Aysun	TUR	30 OCT 1994	3	5	4	-3.0	13.31	Q
18	32	CAO Yiqi	CHN	16 JAN 1993	2	5	2	-3.0	13.36	Q
19	441	SCOTT Jaida	USA	06 APR 2000	2	3	3	-3.0	13.39	Q
20	105	OZERSKA Melisa	EST	02 NOV 1998	5	2	7	-0.7	13.53	q
21	116	OMAR Makasidy	FRA	18 OCT 1991	4	7	4	-3.1	13.61	Q
22	237	WAMIRA Rael	KEN	16 JUN 1997	1	8	4	-1.0	13.66	Q
23	119	LOSALA Asnath	GBR	24 AUG 1994	3	8	5	-3.0	13.66	q
24	453	ZAMBRANO PORTE Maria	VEN	24 SEP 1990	3	1	6	-3.0	13.79	
25	73	CHAPARRO Kimberly	COL	17 NOV 1995	2	2	4	-3.0	13.83	Q
26	232	WAFULA Ruth	KEN	21 APR 1999	3	3	7	-3.0	13.93	
27	270	ABDULLAH Norafaeza	MAS	25 JUL 2001	1	2	5	-1.0	13.99	
28	376	ANTUSEKOVA Martina	SVK	20 MAR 2000	3	7	8	-3.0	14.11	
29	422	TURKOVA Olena	UKR	26 FEB 1996	1	7	6	-1.0	14.13	
30	394	ESKIN Ipek	TUR	10 OCT 1999	4	6	5	-3.1	14.16	
31	286	SAMABABY Kadiatou	MLI	30 NOV 1990	4	1	6	-3.1	21.22	

### NOT RANKED

66	LEUMA Fanta	CMR	31 OCT 1989	2	4	-3.0	DNS
67	MBOE Meyong	CMR	08 APR 1983	4	3	-3.1	DNS
132	AGYEKUM Vera	GHA	01 JAN 1992	5	3	-0.7	DNS
294	ALABI Nofisat	NGR	13 APR 1992	1	6	-1.0	DNS
299	CHINWE Elekwachi	NGR	16 MAY 1995	4	4	-3.1	DNS
304	OYIBOCHA Abigail	NGR	20 FEB 1985	2	7	-3.0	DNS
460	SAKALA Diniwe	ZAM	27 JUL 1998	2	6	-3.0	DNS

Qualification: First 4 in each heat (Q) and 4 fastest (q) to Semifinal

#### Legend

DQ = Disqualified  
DNF = Did Not Finish  
R.T. = Reaction

DNS = Did Not Start  
Fn = False Start



# RESULTS

RANK BIB SURNAME & NAME NOC DATE OF BIRTH RESULT



## Hammer Throw - Women - Final

WR	65.03	RAAD Trude	1990	NOR	HAUGESUND	02 AUG 2015
DR	61.79	RAAD Trude	1990	NOR	SOFIA	31 JUL 2013

1	308	RAAD Trude	NOR	27 APR 1990	66.35	WR
2	406	FILIMOSHKINA Rymma	UKR	11 APR 1986	61.74	
3	412	KYSYLOVA Yuliia	UKR	06 MAY 1997	61.54	
4	444	TIMPSON Carly	USA	01 JAN 1997	53.16	
5	177	MURAO Mayu	JPN	24 SEP 1995	48.94	
6	362	LYUBCHIK Julia	RUS	02 SEP 1990	48.54	
7	400	TAS Yagmur	TUR	12 FEB 1990	48.40	
8	53	ZHAN Yafei	CHN	19 MAY 1991	47.82	
9	118	LISHMAN Bethan	GBR	15 NOV 1983	35.72	

Starting order	1	2	3	4	5	6	7	8	9						
Initial	308	444	400	118	53	177	362	412	406						
4th and 5th and 6th at.	400	177	53	362	444	406	412	308							

### Details:

Start time:17:30  
Finish Time:18:30

Temperature:+27°C  
Temperature:+26°C

Humidity:69%  
Humidity:73%

As of 23/07/2017 at 18:36

RANK	BIB	SURNAME & NAME	NOC	ORD	- 1 -	- 2 -	- 3 -	- 4 -	- 5 -	- 6 -	RESULT	
			DATE OF BIRTH									
1	308	RAAD Trude	NOR	1	62.22	66.35	65.44	59.47	5.76	X	66.35	WR
			27 APR 1990									
4	444	TIMPSON Carly	USA	2	53.16	48.31	X	48.62	X	X	53.16	
			01 JAN 1997									
7	400	TAS Yagmur	TUR	3	46.77	46.35	17.31	X	48.40	48.02	48.40	
			12 FEB 1990									
9	118	LISHMAN Bethan	GBR	4	35.72	X	5.90				35.72	
			15 NOV 1983									
8	53	ZHAN Yafei	CHN	5	47.42	X	47.82	X	47.22	41.18	47.82	
			19 MAY 1991									
5	177	MURAO Mayu	JPN	6	47.64	X	47.03	X	48.94	X	48.94	
			24 SEP 1995									
6	362	LYUBCHIK Julia	RUS	7	48.54	X	X	47.79	46.64	X	48.54	
			02 SEP 1990									
3	412	KYSYLOVA Yuliia	UKR	8	5.43	61.54	58.62	60.36	58.89	61.02	61.54	
			06 MAY 1997									
2	406	FILIMOSHKINA Rymma	UKR	9	61.06	X	X	X	59.80	61.74	61.74	
			11 APR 1986									

### Legend

DQ = Disqualified  
DNF = Did Not Finish  
- = Did Not Attempt  
ORD = Order

DNS = Did Not Start  
NM = No Result  
X = Failed

Samsun(TUR), 23rd - 29th July 2017

ATW01\_73R 1.0

1



# RESULTS

**REVISED**

RANK BIB SURNAME & NAME NOC DATE OF BIRTH LANE R.T. TIME



## 100 m - Men - First Round

WR	10.21	GASKIN JR Wendell	1973	USA	SAN JOSE	01 JUN 1996
DR	10.61	GASKIN JR Wendell	1973	USA	COPENHAGEN	20 JUL 1997

### HEAT 1 OF 11

(Wind: -2.5 m/s)

1	332	AKSENOV Ilia	RUS	09 DEC 1990	5	0.219	11.37 Q
2	122	RUDDY John	GBR	18 NOV 1990	8	0.261	11.45 Q
3	110	HAILEMESKEL Endeshaw	ETH	09 SEP 1997	2	0.222	11.79
4	461	SHANKOMBO Brian	ZAM	21 OCT 1995	4		12.02

### NOT RANKED

263	ALSHAENABI Hasan	LBA	28 JUL 1997	3	DNS
298	BOLU John	NGR	21 FEB 1998	6	DNS
314	ZARIN Yaseen	PAK	01 JAN 1986	7	DNS

Qualification: First 2 in each heat (Q) and 2 fastest (q) to Semifinal

Details: Start time:17:57 Temperature:+26°C Humidity:73%

LANE	COMPETITOR	REACTION (SECONDS)	FINISH (METERS)
1			
2	HAILEMESKEL,Endeshaw		
3			
4	SHANKOMBO,Brian		
5	AKSENOV,Ilia		
6			
7			
8	RUDDY,John		

As of 23/07/2017 at 20:24

### HEAT 2 OF 11

(Wind: -3.4 m/s)

1	236	WAMIRA David	KEN	10 APR 1987	5	0.213	11.69 Q
2	276	MOHD REFIN Muhammad	MAS	27 JAN 1996	6	0.194	12.01 Q
3	92	ROSALES Hilton	ECU	17 APR 1999	2	0.240	12.51
4	58	KOUASSI Yao	CIV	28 APR 1995	4	0.204	12.71

### NOT RANKED

62	DIWOUTA Edimo	CMR	11 NOV 1991	8	DNS
455	BANDA Misozi	ZAM	05 JAN 1992	7	DNS
278	RAVINA James	MAU	16 MAR 1998	3	DQ iaaf 162/7

Qualification: First 2 in each heat (Q) and 2 fastest (q) to Semifinal

Legend	
DQ = Disqualified	DNS = Did Not Start
DNF = Did Not Finish	Fn = False Start
R.T. = Reaction	

Samsun(TUR), 23rd - 29th July 2017

ATM01\_73A 1.0

1

**Details:** Start time:17:59 Temperature:+26°C Humidity:73%

LANE	COMPETITOR	REACTION (SECONDS)	FINISH (METERS)
1			
2	ROSALES,Hilton		
3			
4	KOUASSI,Yao		
5	WAMIRA,David		
6	MOHD REFIN,Muhammad		
7			
8			

As of 23/07/2017 at 18:03

### HEAT 3 OF 11

(Wind: +2.8 m/s)

1	436	JONES Nicholas	USA	23 JAN 1995	8	0.213	11.14 Q
2	42	LI Bin	CHN	11 JUL 1990	5	0.336	11.27 Q
3	329	JIYANE Simo-eSihle	RSA	22 OCT 1996	7	0.189	11.49 q
4	393	CETINKAYA Sukru	TUR	28 SEP 1993	6	0.278	11.54
5	14	DIHALEVICH Daniil	BLR	18 APR 1997	4	0.176	11.60
6	90	DE LA ROSA Carlos	ECU	15 AUG 1995	3	0.257	12.58

### NOT RANKED

312	MEHMOOD Tahir	PAK	15 MAR 1980	2	DNS
-----	---------------	-----	-------------	---	-----

Qualification: First 2 in each heat (Q) and 2 fastest (q) to Semifinal

**Details:** Start time:18:04 Temperature:+26°C Humidity:73%

LANE	COMPETITOR	REACTION (SECONDS)	FINISH (METERS)
1			
2			
3	DE LA ROSA,Carlos		
4	DIHALEVICH,Daniil		
5	LI,Bin		
6	CETINKAYA,Sukru		
7	JIYANE,Simo-eSihle		
8	JONES,Nicholas		

As of 23/07/2017 at 18:05

### HEAT 4 OF 11

(Wind: -2.1 m/s)

1	184	SASAKI Takuma	JPN	30 NOV 1993	1	0.212	11.43 Q
2	375	LENOIR Kim	SUI	17 JAN 1996	3	0.177	11.49 Q
3	428	ESPER Dewayne	USA	08 JAN 1995	6	0.217	11.56
4	463	TURE' Abubacar	POR	02 NOV 1998	2	0.224	12.00
5	274	JAMPERIDIN Muhammad	MAS	27 JUN 2000	5	0.319	12.15
6	2	NOORI Payman	AFG	01 JAN 1996	8	0.542	13.37
7	59	TOURE Inza	CIV	19 DEC 1988	4	0.429	13.58

Qualification: First 2 in each heat (Q) and 2 fastest (q) to Semifinal

**Details:** Start time:18:10 Temperature:+26°C Humidity:73%

Legend	
DQ = Disqualified	DNS = Did Not Start
DNF = Did Not Finish	Fn = False Start
R.T. = Reaction	

Samsun(TUR), 23rd - 29th July 2017

ATM01\_73A 1.0



LANE	COMPETITOR	REACTION (SECONDS)	FINISH (METERS)
1	SASAKI,Takuma		
2	TURE',Abubacar		
3	LENOIR,Kim		
4	TOURE,Inza		
5	JAMPERIDIN,Muhammad		
6	ESPER,Dewayne		
7			
8	NOORI,Payman		

As of 23/07/2017 at 18:11

## HEAT 5 OF 11

(Wind: -3.1 m/s)

1	415	PENDRAK Maksym	UKR	01 NOV 1990	2	0.186	11.63 Q
2	317	JANDA Bartlomiej	POL	01 FEB 1993	4	0.203	11.79 Q
3	26	ZAPOISKIKH Siarhei	BLR	13 SEP 1999	5	0.227	11.92
4	96	GOMEZ AYALA Victor	ESP	17 SEP 1996	3	0.401	12.16

## NOT RANKED

144	OKYERE Ofori	GHA	28 MAY 1998	6		DNS
296	BADMUS Nurudeen	NGR	04 JUL 1980	7		DNS
91	ESPINOZA Jerson	ECU	14 APR 1998	8		DNF

Qualification: First 2 in each heat (Q) and 2 fastest (q) to Semifinal

Details: Start time:18:14 Temperature:+26°C Humidity:73%

LANE	COMPETITOR	REACTION (SECONDS)	FINISH (METERS)
1			
2	PENDRAK,Maksym		
3	GOMEZ AYALA,Victor		
4	JANDA,Bartlomiej		
5	ZAPOISKIKH,Siarhei		
6			
7			
8			

As of 23/07/2017 at 18:15

## HEAT 6 OF 11

(Wind: -1.7 m/s)

1	437	KOSS Taylor	USA	10 AUG 1993	8	0.332	11.35 Q
2	82	LARRUDET GIL Erly	CUB	08 AUG 1985	3	0.208	11.52 Q
3	315	CYGLER Robert	POL	08 MAR 1991	1	0.233	11.64
4	390	BICER Dogan	TUR	15 APR 1997	5	0.309	11.67
5	56	AMON Patrick	CIV	08 OCT 1989	7	0.222	12.15
6	166	AL SAEDI Zaid	IRQ	02 SEP 1995	2	0.344	12.46
7	447	CEDENO ALVAREZ Anthony	VEN	13 SEP 1988	4	0.236	12.49
8	454	ALKHAWLANI Mohammed	YEM	09 SEP 1999	6	0.222	13.22

Qualification: First 2 in each heat (Q) and 2 fastest (q) to Semifinal

Details: Start time:18:19 Temperature:+26°C Humidity:73%

Legend	
DQ = Disqualified	DNS = Did Not Start
DNF = Did Not Finish	Fn = False Start
R.T. = Reaction	

Samsun(TUR), 23rd - 29th July 2017

ATM01\_73A 1.0

3





LANE	COMPETITOR	REACTION (SECONDS)	FINISH (METERS)
1	CYGLER,Robert		
2	AL SAEDI,Zaid		
3	LARRUDET GIL,Erly		
4	CEDENO ALVAREZ,Antho		
5	BICER,Dogan		
6	ALKHAWLANI,Mohammed		
7	AMON,Patrick		
8	KOSS,Taylor		

As of 23/07/2017 at 18:22

## HEAT 7 OF 11

(Wind: -2.7 m/s)

1	336	BELIAKOV Aleksandr	RUS	08 JUN 1994	2	0.220	11.49 Q
2	44	MA Ruichao	CHN	30 APR 1994	4	0.196	11.60 Q
3	231	SIMIYU Paul	KEN	26 MAR 1994	6	0.223	11.87
4	114	TANNER Santeri	FIN	15 DEC 1996	5	0.218	12.10
5	285	KEITA Moussa	MLI	05 AUG 1990	8	0.255	12.54

## NOT RANKED

87	CARABALLO CONTRERAS Naza	DOM	09 MAY 1993	3	DNS
313	RAHMAN Tahir	PAK	01 JAN 1981	7	DNS

Qualification: First 2 in each heat (Q) and 2 fastest (q) to Semifinal

Details: Start time:18:27 Temperature:+26°C Humidity:73%

LANE	COMPETITOR	REACTION (SECONDS)	FINISH (METERS)
1	BELIAKOV,Aleksandr		
2	MA,Ruichao		
3	TANNER,Santeri		
4	SIMIYU,Paul		
5	KEITA,Moussa		

As of 23/07/2017 at 18:28

## HEAT 8 OF 11

(Wind: -3.0 m/s)

1	452	SUTIL Jose	VEN	20 FEB 1994	5	0.298	11.75 Q
2	158	RAMACHANDRAN Yadukrishna	IND	30 DEC 1995	2	0.193	12.03 Q

## NOT RANKED

28	MENDES Lucas	BRA	02 MAR 1996	1	DNS
68	TAGNE Mountessou	CMR	18 JAN 1990	7	DNS
146	SAM Emmanuel	GHA	25 DEC 1992	8	DNS
305	SO ORIARI Tamunodiepiriy	NGR	14 MAR 1984	6	DNS
458	MUBANGA Bright	ZAM	19 MAY 1995	4	DNS
9	KANNEH Sekou	AUS	01 JAN 2000	3	DQ

iaaf 162/7

Qualification: First 2 in each heat (Q) and 2 fastest (q) to Semifinal

Legend	
DQ = Disqualified	DNS = Did Not Start
DNF = Did Not Finish	Fn = False Start
R.T. = Reaction	

Samsun(TUR), 23rd - 29th July 2017

ATM01\_73A 1.0

4



**Details:** Start time:18:39 Temperature:+26°C Humidity:73%

LANE	COMPETITOR	REACTION (SECONDS)	FINISH (METERS)
1			
2	RAMACHANDRAN,Yadukri		
3			
4			
5	SUTIL,Jose		
6			
7			
8			

As of 23/07/2017 at 18:43

## HEAT 9 OF 11

(Wind: -2.0 m/s)

1	424	VYSHYNSKYI Dmytro	UKR	18 JUL 1996	2	0.222	11.30 Q
2	72	CABEZAS ROSERO Janer	COL	04 OCT 1988	4	0.203	11.53 Q
3	156	MAHATA Srikrishna	IND	13 JUL 1994	7	0.221	11.72
4	50	XU Zhenqing	CHN	20 FEB 1989	3	0.228	11.97
5	242	LEE Kwangwon	KOR	05 MAY 1992	1	0.286	12.25
6	262	ALQIDDAR Omer	LBA	18 MAR 1996	5	0.200	12.25
7	468	SULTANI Ahmad	AFG	05 OCT 1993	8		13.21
8	281	CHEHOVIKJ Samir	MKD	23 NOV 1998	6	0.288	13.28

Qualification: First 2 in each heat (Q) and 2 fastest (q) to Semifinal

**Details:** Start time:18:45 Temperature:+26°C Humidity:73%

LANE	COMPETITOR	REACTION (SECONDS)	FINISH (METERS)
1	LEE,Kwangwon		
2	VYSHYNSKYI,Dmytro		
3	XU,Zhenqing		
4	CABEZAS ROSERO,Janer		
5	ALQIDDAR,Omer		
6	CHEHOVIKJ,Samir		
7	MAHATA,Srikrishna		
8	SULTANI,Ahmad		

As of 23/07/2017 at 18:46

## HEAT 10 OF 11

(Wind: -2.2 m/s)

1	164	YADEGARI Hashem	IRI	26 MAY 1992	2	0.198	11.33 Q
2	414	NOSENKO Mykola	UKR	16 JAN 1990	8	0.208	11.37 Q
3	325	STEMPURSKI Daniel	POL	18 JAN 1997	7	0.209	11.52 q
4	147	VOUROS Alexios	GRE	28 DEC 1998	6	0.205	11.99
5	269	ABD RAHIM Danish	MAS	02 JAN 1996	4	0.246	12.10
6	264	DHU Mohammed	LBA	15 JUL 1999	5	0.235	12.58

## NOT RANKED

60	BALEKAMEN Moussou	CMR	12 APR 1992	3	DNS
----	-------------------	-----	-------------	---	-----

Qualification: First 2 in each heat (Q) and 2 fastest (q) to Semifinal

**Details:** Start time:18:50 Temperature:+26°C Humidity:73%

Legend	
DQ = Disqualified	DNS = Did Not Start
DNF = Did Not Finish	Fn = False Start
R.T. = Reaction	

Samsun(TUR), 23rd - 29th July 2017

ATM01\_73A 1.0

5



LANE	COMPETITOR	REACTION (SECONDS)	FINISH (METERS)
1			
2	YADEGARI, Hashem		
3			
4	ABD RAHIM, Danish		
5	DHU, Mohammed		
6	VOUROS, Alexios		
7	STEMPURSKI, Daniel		
8	NOSENKO, Mykola		

As of 23/07/2017 at 18:52

## HEAT 11 OF 11

(Wind: -1.5 m/s)

1	385	WANG Shih-Wei	TPE	06 OCT 1992	5	0.187	11.50 Q
2	21	LAHADZIUK Artsiom	BLR	11 OCT 1994	2	0.184	11.65 Q
3	167	AL-AZZAWI Basim	IRQ	10 AUG 1990	6	0.422	11.90
4	241	CHAE Kyongwhn	KOR	19 JAN 1978	1	0.207	11.93
5	223	MUYEKHO Elijah	KEN	12 JUL 1994	4	0.206	12.03
6	466	KERI David	HUN	21 SEP 1993	3	0.246	12.27
7	282	TALESKI Davor	MKD	09 JUN 1999	7	0.179	12.85

## NOT RANKED

140	GHANSAH Joseph	GHA	23 OCT 1987	8	DNS
-----	----------------	-----	-------------	---	-----

Qualification: First 2 in each heat (Q) and 2 fastest (q) to Semifinal

Details: Start time:18:55 Temperature:+26°C Humidity:73%

LANE	COMPETITOR	REACTION (SECONDS)	FINISH (METERS)
1	CHAE, Kyongwhn		
2	LAHADZIUK, Artsiom		
3	KERI, David		
4	MUYEKHO, Elijah		
5	WANG, Shih-Wei		
6	AL-AZZAWI, Basim		
7	TALESKI, Davor		
8			

As of 23/07/2017 at 18:57

### Legend

DQ = Disqualified  
DNF = Did Not Finish  
R.T. = Reaction  
DNS = Did Not Start  
Fn = False Start

Samsun(TUR), 23rd - 29th July 2017

ATM01\_73A 1.0





SUMMARY

RANK BIB SURNAME & NAME NOC DATE OF BIRTH HEAT LANE RANK WIND TIME



100 m - Men - First Round

WR	10.21	GASKIN JR Wendell	1973	USA	SAN JOSE	01 JUN 1996
DR	10.61	GASKIN JR Wendell	1973	USA	COPENHAGEN	20 JUL 1997
1	436	JONES Nicholas	USA	23 JAN 1995	3 8 1 +2.8	11.14 Q
2	42	LI Bin	CHN	11 JUL 1990	3 5 2 +2.8	11.27 Q
3	424	VYSHYNSKYI Dmytro	UKR	18 JUL 1996	9 2 1 -2.0	11.30 Q
4	164	YADEGARI Hashem	IRI	26 MAY 1992	10 2 1 -2.2	11.33 Q
5	437	KOSS Taylor	USA	10 AUG 1993	6 8 1 -1.7	11.35 Q
6	414	NOSENKO Mykola	UKR	16 JAN 1990	10 8 2 -2.2	11.37 Q
7	332	AKSENOV Ilia	RUS	09 DEC 1990	1 5 1 -2.5	11.37 Q
8	184	SASAKI Takuma	JPN	30 NOV 1993	4 1 1 -2.1	11.43 Q
9	122	RUDDY John	GBR	18 NOV 1990	1 8 2 -2.5	11.45 Q
10	336	BELIAKOV Aleksandr	RUS	08 JUN 1994	7 2 1 -2.7	11.49 Q
11	329	JIYANE Simo-eSihle	RSA	22 OCT 1996	3 7 3 +2.8	11.49 q
11	375	LENOIR Kim	SUI	17 JAN 1996	4 3 2 -2.1	11.49 Q
13	385	WANG Shih-Wei	TPE	06 OCT 1992	11 5 1 -1.5	11.50 Q
14	325	STEMPURSKI Daniel	POL	18 JAN 1997	10 7 3 -2.2	11.52 q
15	82	LARRUDET GIL Erly	CUB	08 AUG 1985	6 3 2 -1.7	11.52 Q
16	72	CABEZAS ROSERO Janer	COL	04 OCT 1988	9 4 2 -2.0	11.53 Q
17	393	CETINKAYA Sukru	TUR	28 SEP 1993	3 6 4 +2.8	11.54
18	428	ESPER Dewayne	USA	08 JAN 1995	4 6 3 -2.1	11.56
19	14	DIHALEVICH Daniil	BLR	18 APR 1997	3 4 5 +2.8	11.60
20	44	MA Ruichao	CHN	30 APR 1994	7 4 2 -2.7	11.60 Q
21	415	PENDRAK Maksym	UKR	01 NOV 1990	5 2 1 -3.1	11.63 Q
22	315	CYGLER Robert	POL	08 MAR 1991	6 1 3 -1.7	11.64
23	21	LAHADZIUK Artsiom	BLR	11 OCT 1994	11 2 2 -1.5	11.65 Q
24	390	BICER Dogan	TUR	15 APR 1997	6 5 4 -1.7	11.67
25	236	WAMIRA David	KEN	10 APR 1987	2 5 1 -3.4	11.69 Q
26	156	MAHATA Srikrishna	IND	13 JUL 1994	9 7 3 -2.0	11.72
27	452	SUTIL Jose	VEN	20 FEB 1994	8 5 1 -3.0	11.75 Q
28	110	HAILEMESKEL Endeshaw	ETH	09 SEP 1997	1 2 3 -2.5	11.79
29	317	JANDA Bartlomiej	POL	01 FEB 1993	5 4 2 -3.1	11.79 Q
30	231	SIMIYU Paul	KEN	26 MAR 1994	7 6 3 -2.7	11.87
31	167	AL-AZZAWI Basim	IRQ	10 AUG 1990	11 6 3 -1.5	11.90
32	26	ZAPOISKIKH Siarhei	BLR	13 SEP 1999	5 5 3 -3.1	11.92
33	241	CHAE Kyongwhn	KOR	19 JAN 1978	11 1 4 -1.5	11.93
34	50	XU Zhenqing	CHN	20 FEB 1989	9 3 4 -2.0	11.97
35	147	VOUROS Alexios	GRE	28 DEC 1998	10 6 4 -2.2	11.99
36	463	TURE' Abubacar	POR	02 NOV 1998	4 2 4 -2.1	12.00
37	276	MOHD REFIN Muhammad	MAS	27 JAN 1996	2 6 2 -3.4	12.01 Q
38	461	SHANKOMBO Brian	ZAM	21 OCT 1995	1 4 4 -2.5	12.02
39	158	RAMACHANDRAN Yadukrishna	IND	30 DEC 1995	8 2 2 -3.0	12.03 Q
40	223	MUYEKHO Elijah	KEN	12 JUL 1994	11 4 5 -1.5	12.03
41	269	ABD RAHIM Danish	MAS	02 JAN 1996	10 4 5 -2.2	12.10
42	114	TANNER Santeri	FIN	15 DEC 1996	7 5 4 -2.7	12.10
43	274	JAMPERIDIN Muhammad	MAS	27 JUN 2000	4 5 5 -2.1	12.15
44	56	AMON Patrick	CIV	08 OCT 1989	6 7 5 -1.7	12.15
45	96	GOMEZ AYALA Victor	ESP	17 SEP 1996	5 3 4 -3.1	12.16

Legend

DQ = Disqualified  
DNF = Did Not Finish  
R.T. = Reaction

DNS = Did Not Start  
Fn = False Start

Samsun(TUR), 23rd - 29th July 2017

ATM00\_74A 1.0

1

RANK	BIB	SURNAME & NAME	NOC	DATE OF BIRTH	HEAT	LANE	RANK	WIND	TIME
46	242	LEE Kwangwon	KOR	05 MAY 1992	9	1	5	-2.0	12.25
47	262	ALQIDDAR Omer	LBA	18 MAR 1996	9	5	6	-2.0	12.25
48	466	KERI David	HUN	21 SEP 1993	11	3	6	-1.5	12.27
49	166	AL SAEDI Zaid	IRQ	02 SEP 1995	6	2	6	-1.7	12.46
50	447	CEDENO ALVAREZ Anthony	VEN	13 SEP 1988	6	4	7	-1.7	12.49
51	92	ROSALES Hilton	ECU	17 APR 1999	2	2	3	-3.4	12.51
52	285	KEITA Moussa	MLI	05 AUG 1990	7	8	5	-2.7	12.54
53	90	DE LA ROSA Carlos	ECU	15 AUG 1995	3	3	6	+2.8	12.58
54	264	DHU Mohammed	LBA	15 JUL 1999	10	5	6	-2.2	12.58
55	58	KOUASSI Yao	CIV	28 APR 1995	2	4	4	-3.4	12.71
56	282	TALESKI Davor	MKD	09 JUN 1999	11	7	7	-1.5	12.85
57	468	SULTANI Ahmad	AFG	05 OCT 1993	9	8	7	-2.0	13.21
58	454	ALKHAWLANI Mohammed	YEM	09 SEP 1999	6	6	8	-1.7	13.22
59	281	CHEHOVIKJ Samir	MKD	23 NOV 1998	9	6	8	-2.0	13.28
60	2	NOORI Payman	AFG	01 JAN 1996	4	8	6	-2.1	13.37
61	59	TOURE Inza	CIV	19 DEC 1988	4	4	7	-2.1	13.58

## NOT RANKED

28	MENDES Lucas	BRA	02 MAR 1996	8	1	-3.0	DNS
60	BALEKAMEN Moussou	CMR	12 APR 1992	10	3	-2.2	DNS
62	DIWOUTA Edimo	CMR	11 NOV 1991	2	8	-3.4	DNS
68	TAGNE Mountessou	CMR	18 JAN 1990	8	7	-3.0	DNS
87	CARABALLO CONTRERAS Naza	DOM	09 MAY 1993	7	3	-2.7	DNS
140	GHANSAH Joseph	GHA	23 OCT 1987	11	8	-1.5	DNS
144	OKYERE Ofori	GHA	28 MAY 1998	5	6	-3.1	DNS
146	SAM Emmanuel	GHA	25 DEC 1992	8	8	-3.0	DNS
263	ALSHAENABI Hasan	LBA	28 JUL 1997	1	3	-2.5	DNS
296	BADMUS Nurudeen	NGR	04 JUL 1980	5	7	-3.1	DNS
298	BOLU John	NGR	21 FEB 1998	1	6	-2.5	DNS
305	SO ORIARI Tamunodiepiriy	NGR	14 MAR 1984	8	6	-3.0	DNS
312	MEHMOOD Tahir	PAK	15 MAR 1980	3	2	+2.8	DNS
313	RAHMAN Tahir	PAK	01 JAN 1981	7	7	-2.7	DNS
314	ZARIN Yaseen	PAK	01 JAN 1986	1	7	-2.5	DNS
455	BANDA Misozi	ZAM	05 JAN 1992	2	7	-3.4	DNS
458	MUBANGA Bright	ZAM	19 MAY 1995	8	4	-3.0	DNS
91	ESPINOZA Jerson	ECU	14 APR 1998	5	8	-3.1	DNF
9	KANNEH Sekou	AUS	01 JAN 2000	8	3	-3.0	DQ iaaf 162/7
278	RAVINA James	MAU	16 MAR 1998	2	3	-3.4	DQ iaaf 162/7

**Qualification: First 2 in each heat (Q) and 2 fastest (q) to Semifinal**

### Legend

**DQ** = Disqualified  
**DNF** = Did Not Finish  
**R.T.** = Reaction

**DNS** = Did Not Start  
**Fn** = False Start

Samsun(TUR), 23rd - 29th July 2017

ATM00\_74A 1.0

2





# RESULTS

## 1500 m - Men - Semifinal

RANK BIB SURNAME & NAME NOC DATE OF BIRTH ORD TIME



### 1500 m - Men - Semifinal

DR	3:50.81	KHOTYANOVICH Alexandr	1962	URS	CHRISTCHURCH	15 JAN 1989
WR	34.69	MENJO Baxtone	1989	KEN	TORONTO	17 JUL 2012

#### SEMIFINAL 1 OF 2

1	216	KOECH John	KEN	29 AUG 1986	12	4:06.33	Q
2	13	CHARNIAK Aliaksandr	BLR	23 NOV 1990	3	4:09.01	Q
3	176	MORIMITSU Yuya	JPN	21 JUL 1995	9	4:09.28	Q
4	100	MARTINEZ MORGJA Jaime	ESP	23 JAN 1995	8	4:09.60	Q
5	335	BAGANOV Daniil	RUS	10 MAY 1992	6	4:10.06	
6	320	MARCINKIEWICZ Adrian	POL	27 JUN 1993	2	4:10.28	
7	128	HELMIS Daniel	GER	15 APR 1988	7	4:15.20	
8	93	TASINCHANA MAIGUA Jonath	ECU	02 FEB 1993	4	4:21.98	
9	379	JAITEP Uthai	THA	21 FEB 1991	5	4:24.70	

#### NOT RANKED

63	FOULEFACK Sonfack	CMR	28 APR 1994	14	DNS
142	MOHAMMED Samadu	GHA	15 OCT 1989	13	DNS
272	HOR Wei Hau	MAS	29 JUL 1999	11	DNS
295	ALAMS Mangut	NGR	15 AUG 1987	1	DNS
165	AL GBURI Hasan	IRQ	10 JAN 1998	10	DNF

Qualification: First 4 in each heat (Q) and 4 fastest (q) to Final

Intermediate point leaders (Bib and Time):

1200 m : 236 3:18.12

Details: Start time:19:12 Temperature:+26°C Humidity:73%

As of 23/07/2017 at 19:22

#### SEMIFINAL 2 OF 2

1	125	BLEY Alexander	GER	24 DEC 1990	1	4:06.26	Q
2	109	GEBREMARIAM Girmay	ETH	27 MAY 1998	10	4:06.50	Q
3	326	WOJCIECHOWSKI Michal	POL	02 OCT 1988	12	4:06.56	Q
4	210	CHERONO Symon	KEN	24 JUL 1987	5	4:06.57	Q
5	229	OMARI Peter	KEN	21 DEC 1991	6	4:06.70	q
6	290	VAN HOUWELINGEN Ralph	NED	26 JUL 1994	2	4:06.78	q
7	323	NOWAK Rafal	POL	26 APR 1975	7	4:06.95	q
8	334	ANDREEV Andrey	RUS	06 OCT 1986	8	4:08.10	q
9	3	DIDOUNE Abdellah	ALG	01 MAY 1985	3	4:20.04	
10	168	YAHYA Ahmed	IRQ	11 MAY 1990	13	4:23.47	
11	57	KOFFI Dja	CIV	18 JUN 1986	11	5:14.98	

#### Legend

DQ = Disqualified  
DNF = Did Not Finish  
ORD = Order

DNS = Did Not Start  
\* = Caution

Samsun(TUR), 23rd - 29th July 2017

ATM01\_73G 1.0

1



## NOT RANKED

70	YEMELE Dongmeza	CMR	29 JAN 1982	4	DNS
134	ASIEDU Stephen	GHA	22 DEC 2000	9	DNS

**Qualification: First 4 in each heat (Q) and 4 fastest (q) to Final**

**Intermediate point leaders (Bib and Time):**

**400 m :** 125 1:09.52 **800 m :** 334 -- **1200 m :** 229 3:23.50

**Details:** Start time:19:23 Temperature:+25°C Humidity:78%

**As of 23/07/2017 at 19:39**

### Legend

**DQ** = Disqualified  
**DNF** = Did Not Finish  
**ORD** = Order

**DNS** = Did Not Start  
\* = Caution

Samsun(TUR), 23rd - 29th July 2017

ATM01\_73G 1.0







# SUMMARY

## 1500 m - Men - Semifinal

RANK BIB SURNAME & NAME NOC DATE OF BIRTH HEAT ORD RANK TIME T.ISCR.



### 1500 m - Men - Semifinal

DR	3:50.81	KHOTYANOVICH Alexandr	1962	URS	CHRISTCHURCH	15 JAN 1989				
WR	3:48.69	MENJO Baxtone	1989	KEN	TORONTO	17 JUL 2012				
1	125	BLEY Alexander	GER	24 DEC 1990	2	1	1	4:06.26	Q	3:53.29
2	216	KOECH John	KEN	29 AUG 1986	1	12	1	4:06.33	Q	3:53.50
3	109	GEBREMARIAM Girmay	ETH	27 MAY 1998	2	10	2	4:06.50	Q	4:08.07
4	326	WOJCIECHOWSKI Michal	POL	02 OCT 1988	2	12	3	4:06.56	Q	3:55.00
5	210	CHERONO Symon	KEN	24 JUL 1987	2	5	4	4:06.57	Q	3:54.30
6	229	OMARI Peter	KEN	21 DEC 1991	2	6	5	4:06.70	q	4:02.10
7	290	VAN HOUWELINGEN Ralph	NED	26 JUL 1994	2	2	6	4:06.78	q	3:57.95
8	323	NOWAK Rafal	POL	26 APR 1975	2	7	7	4:06.95	q	3:57.00
9	334	ANDREEV Andrey	RUS	06 OCT 1986	2	8	8	4:08.10	q	3:59.96
10	13	CHARNIAK Aliaksandr	BLR	23 NOV 1990	1	3	2	4:09.01	Q	3:58.00
11	176	MORIMITSU Yuya	JPN	21 JUL 1995	1	9	3	4:09.28	Q	3:54.11
12	100	MARTINEZ MORGJA Jaime	ESP	23 JAN 1995	1	8	4	4:09.60	Q	4:01.89
13	335	BAGANOV Daniil	RUS	10 MAY 1992	1	6	5	4:10.06		3:56.02
14	320	MARCINKIEWICZ Adrian	POL	27 JUN 1993	1	2	6	4:10.28		4:01.00
15	128	HELMIS Daniel	GER	15 APR 1988	1	7	7	4:15.20		3:54.43
16	3	DIDOUNE Abdellah	ALG	01 MAY 1985	2	3	9	4:20.04		4:13.00
17	93	TASINCHANA MAIGUA Jonath	ECU	02 FEB 1993	1	4	8	4:21.98		4:12.32
18	168	YAHYA Ahmed	IRQ	11 MAY 1990	2	13	10	4:23.47		4:16.00
19	379	JAITEP Uthai	THA	21 FEB 1991	1	5	9	4:24.70		4:19.59
20	57	KOFFI Dja	CIV	18 JUN 1986	2	11	11	5:14.98		4:11.30

### NOT RANKED

63	FOULEFACK Sonfack	CMR	28 APR 1994	1	14	DNS
70	YEMELE Dongmeza	CMR	29 JAN 1982	2	4	DNS
134	ASIEDU Stephen	GHA	22 DEC 2000	2	9	DNS
142	MOHAMMED Samadu	GHA	15 OCT 1989	1	13	DNS
272	HOR Wei Hau	MAS	29 JUL 1999	1	11	DNS
295	ALAMS Mangut	NGR	15 AUG 1987	1	1	DNS
165	AL GBURI Hasan	IRQ	10 JAN 1998	1	10	DNF

Qualification: First 4 in each heat (Q) and 4 fastest (q) to Final

#### Legend

DQ = Disqualified  
DNF = Did Not Finish  
ORD = Order

DNS = Did Not Start  
\* = Caution



# RESULTS

## Shot Put - Heptathlon - Women -

RANK BIB SURNAME & NAME NOC ORD - 1 - - 2 - - 3 - - 4 - - 5 - - 6 - RESULT POINTS TOTAL  
DATE OF BIRTH



### Shot Put - Heptathlon - Women

Heptathlon DR	4930	KLECHKINA ANASTASIA	1994	RUS	SOFIA	31 JUL 2013
Heptathlon WR	5062	OLENKO Kairit	2008	EST	IZMIR	25 SEP 2008

1	202	KHIZHNYAKOVA Olga	KAZ	8	X	11.73	X	11.73	643	1063
		27 FEB 1994								
2	356	KLECHKINA Anastasia	RUS	4	10.86	10.99	11.45	11.45	625	2200
		04 AUG 1994								
3	129	MERKER Felicitas	GER	6	10.61	10.67	X	10.67	573	1845
		06 MAR 1992								
4	206	PUTINTSEVA Yelena	KAZ	2	9.67	9.83	X	9.83	518	1150
		05 JAN 1981								
5	417	POTAPENKO Kateryna	UKR	5	9.12	9.68	9.82	9.82	518	1837
		14 APR 1988								
6	126	BRUTSCHER Nadine	GER	3	8.65	8.12	8.80	8.80	451	1299
		15 JUL 1994								
7	20	KRAUTSOVA Liudmila	BLR	7	8.19	8.38	X	8.38	424	1338
		31 MAR 1998								
8	106	SAEM Cathy	EST	1	7.27	7.57	7.18	7.57	372	1374
		14 DEC 1993								

Starting order	1	2	3	4	5	6	7	8							
	106	206	126	356	417	129	20	202							

#### Details:

Start time:19:00  
Finish Time:19:28

Temperature:+26°C  
Temperature:+25°C

Humidity:73%  
Humidity:72%

As of 23/07/2017 at 19:28

#### Legend

DQ = Disqualified  
DNF = Did Not Finish  
- = Did Not Attempt  
ORD = Order

DNS = Did Not Start  
NM = No Result  
X = Failed

Samsun(TUR), 23rd - 29th July 2017

ATW01\_73R 1.0

1



# RESULTS

RANK BIB SURNAME & NAME NOC DATE OF BIRTH ORD TIME



## 10000 m - Men - Final

WR	29:07.53	BUTLER Timothy	1963	GBR	BIRMINGHAM	23 JUN 1989
DR	29:16.01	CHERONO Symon	1987	KEN	SOFIA	30 JUL 2013

1	210	CHERONO Symon	KEN	24 JUL 1987	2	29:11.73	DR
2	215	KIPTUM Daniel	KEN	28 DEC 1974	1	29:42.13	
3	469	WARENG Peter	KEN	16 JUL 1982	11	29:59.28	
4	326	WOJCIECHOWSKI Michal	POL	02 OCT 1988	15	33:04.43	
5	197	YAMANAKA Kohichiro	JPN	27 AUG 1981	13	33:28.75	
6	115	ACHEGHANE Medhi	FRA	21 SEP 1991	14	33:35.49	
7	99	MARTINEZ ALMEIDA Rafael	ESP	26 OCT 1981	3	34:01.17	
8	54	ZHANG Yongqiang	CHN	04 NOV 1990	6	35:11.51	
9	3	DIDOUNE Abdellah	ALG	01 MAY 1985	12	35:49.61	
10	201	KASSENOV Bakhtiyar	KAZ	21 MAY 1984	7	39:33.21	
11	207	ZAGRUTDINOV Farid	KAZ	16 OCT 1989	8	42:27.49	

## NOT RANKED

142	MOHAMMED Samadu	GHA	15 OCT 1989	17	DNS
145	OWUSU Francis	GHA	30 APR 1987	18	DNS
255	KERAIDI Abdullah	KUW	22 AUG 1998	5	DNS
256	KHALAF Salem	KUW	25 MAR 1971	4	DNS
267	TUMAITIS Donatas	LTU	10 AUG 1984	9	DNS
293	PHADERA Dharmadatta	NEP	22 SEP 1992	10	DNS
35	DU Xianfeng	CHN	20 OCT 1991	16	DNF
341	ELNIKOV Alexey	RUS	23 JUN 1991	19	DNF

## Intermediate point leaders (Bib and Time):

1000 m :	469	2:58.18	2000 m :	210	5:45.55	3000 m :	210	8:34.57
4000 m :	210	11:28.37	5000 m :	210	14:21.75	6000 m :	210	17:17.05
7000 m :	210	20:12.44	8000 m :	210	23:11.11	9000 m :	210	26:16.32

Details: Start time:19:36 Temperature:+25°C Humidity:73%

As of 23/07/2017 at 20:34

## Legend

DQ = Disqualified  
DNF = Did Not Finish  
ORD = Order

DNS = Did Not Start  
\* = Caution

Samsun(TUR), 23rd - 29th July 2017

ATM01\_73G 1.0

1



# RESULTS

## Triple Jump - Men - Final

RANK BIB SURNAME & NAME NOC ORD - 1 - - 2 - - 3 - - 4 - - 5 - - 6 - RESULT  
DATE OF BIRTH



### Triple Jump - Men - Final

DR	15.51	SAVOSTIN Alexey	1988	RUS	TAIPEI	12 SEP 2009
WR	15.51	SAVOSTIN Alexey	1988	RUS	TAIPEI	12 SEP 2009

1	367	PAKIN Ivan	RUS	9	15.27	15.12	15.41	15.22	15.30	15.19	<b>15.41</b>
					+1.1	+2.0	+1.5	+0.3	-0.1	+0.3	<b>+1.5</b>
2	17	HRALKO Raman	BLR	12	14.71	15.07	X	15.13	14.85	15.06	<b>15.13</b>
					+1.2	+1.1	+1.0	+0.2	+1.2	+0.9	<b>+0.2</b>
3	403	DANYLCHENKO Volodymyr	UKR	5	14.54	X	14.84	14.86	15.08	X	<b>15.08</b>
					+1.6	+0.9	+1.4	+1.6	+0.5	+0.1	<b>+0.5</b>
4	18	KOZICH Aliaksandr	BLR	6	14.57	X	14.77	14.27	14.70	14.72	<b>14.77</b>
					+2.0	+1.9	+0.8	+1.4	+0.8	+1.2	<b>+0.8</b>
5	257	GRENINS Maris	LAT	1	14.32	X	14.01	14.11	14.54	14.49	<b>14.54</b>
						+0.6	+0.1	+1.2	+2.0	+1.3	<b>+2.0</b>
6	258	SOKLAKOV Sergejs	LAT	3	X	13.57	13.76	13.90	X	11.80	<b>13.90</b>
						+0.8	+1.9	+0.7	+0.8	+0.9	<b>+0.7</b>
7	179	NAKAMURA Kodai	JPN	11	X	X	13.62	X	X	X	<b>13.62</b>
					+1.8	+1.3	+1.9	+0.7	+1.3	+0.5	<b>+1.9</b>
8	162	SALEHI Mohammadhadi	IRI	7	12.41	12.78	13.55	-			<b>13.55</b>
					+0.9	+1.4	+1.8				<b>+1.8</b>
9	22	MAISTRENKA Aliaksandr	BLR	2	X	X	13.34				<b>13.34</b>
						+0.4	+0.6				<b>+0.6</b>
10	200	ABAKANOV Rustem	KAZ	10	12.98	13.30	13.29				<b>13.30 w</b>
					+2.5	+2.5	+1.2				<b>+2.5</b>

### NOT RANKED

343	FEDORENKOV Denis	RUS	4	X	-											<b>NM</b>
		18 MAR 1996														
133	AMEGASHIE Eugene	GHA	8													<b>DNS</b>
		13 NOV 1990														

Starting order	1	2	3	4	5	6	7	8	9	10	11	12			
Initial	257	22	258	343	403	18	162	133	367	200	179	17			
4th and 5th and 6th at.	162	179	258	257	18	403	17	367							

### Details:

Start time:19:30  
Finish Time:21:08

Temperature:+23°C  
Temperature:+25°C

Humidity:70%  
Humidity:72%

As of 23/07/2017 at 21:12

### Legend

DQ = Disqualified  
DNF = Did Not Finish  
- = Did Not Attempt  
ORD = Order

DNS = Did Not Start  
NM = No Result  
X = Failed

Samsun(TUR), 23rd - 29th July 2017

ATM01\_73R 1.0

1



# RESULTS

## 400 m Hurdles - Men - Semifinal

RANK BIB SURNAME & NAME NOC DATE OF BIRTH LANE R.T. TIME



### 400 m Hurdles - Men - Semifinal


DR	51.40	MSKOMOROKHOV Vyacheslav	1940	URS	BELGRADE	11 AUG 1969
WR	49.10	MSKOMOROKHOV Vyacheslav	1940	URS	MEXICO CITY	15 OCT 1968

#### SEMIFINAL 1 OF 2

1	348	GREBENSHCHIKOV Konstanti	RUS	02 JAN 1990	5	0.228	55.39 Q
2	48	WANG Yingzhe	CHN	14 MAY 1992	7	0.258	55.60 Q
3	437	KOSS Taylor	USA	10 AUG 1993	3	0.308	55.98 Q
4	191	TAKADA Yuji	JPN	03 NOV 1984	4	0.310	57.89 q
5	271	AZMAN Muhammad	MAS	28 JAN 1996	6	0.403	58.80
6	5	NACEUR Mohamed	ALG	11 OCT 1989	2	0.453	59.18

Qualification: First 3 in each heat (Q) and 2 fastest (q) to Final

Details: Start time:20:30 Temperature:+24°C Humidity:83%



As of 23/07/2017 at 20:32

#### SEMIFINAL 2 OF 2

1	372	TYSHENKO Alan	RUS	16 MAR 1989	2	0.330	55.24 Q
2	410	KULYK Mykola	UKR	24 MAY 1981	6	0.253	55.28 Q
3	409	KOMPANIIETS Serhii	UKR	17 MAY 1996	4	0.435	55.29 Q
4	55	ZHU Jiazhou	CHN	05 JUN 1992	7	0.330	57.55 q
5	114	TANNER Santeri	FIN	15 DEC 1996	5	0.222	59.02
6	434	HAHN Gunner	USA	10 JAN 1995	3	0.298	59.40

Qualification: First 3 in each heat (Q) and 2 fastest (q) to Final

Details: Start time:20:38 Temperature:+24°C Humidity:83%

#### Legend

DQ = Disqualified  
DNF = Did Not Finish  
R.T. = Reaction

DNS = Did Not Start  
Fn = False Start

LANE	COMPETITOR	REACTION (SECONDS)	FINISH (METERS)
1			
2	TYSHENKO,Alan		
3	HAHN,Gunner		
4	KOMPANIETS,Serhii		
5	TANNER,Santeri		
6	KULYK,Mykola		
7	ZHU,Jiazhou		
8			
		0 0.225 0.450	380 390 400

As of 23/07/2017 at 20:41

Legend

DQ = Disqualified  
DNF = Did Not Finish  
R.T. = Reaction

DNS = Did Not Start  
Fn = False Start

Samsun(TUR), 23rd - 29th July 2017

ATM01\_73A 1.0





# SUMMARY

## 400 m Hurdles - Men - Semifinal

RANK BIB SURNAME & NAME NOC DATE OF BIRTH HEAT LANE RANK WIND TIME



### 400 m Hurdles - Men - Semifinal

DR	51.40	MSKOMOROKHOV Vyacheslav	1940	URS	BELGRADE	11 AUG 1969
WR	49.10	MSKOMOROKHOV Vyacheslav	1940	URS	MEXICO CITY	15 OCT 1968
1	372	TYSHENKO Alan	RUS	16 MAR 1989	2 2 1	55.24 Q
2	410	KULYK Mykola	UKR	24 MAY 1981	2 6 2	55.28 Q
3	409	KOMPANIIETS Serhii	UKR	17 MAY 1996	2 4 3	55.29 Q
4	348	GREBENSHCHIKOV Konstanti	RUS	02 JAN 1990	1 5 1	55.39 Q
5	48	WANG Yingzhe	CHN	14 MAY 1992	1 7 2	55.60 Q
6	437	KOSS Taylor	USA	10 AUG 1993	1 3 3	55.98 Q
7	55	ZHU Jiazhou	CHN	05 JUN 1992	2 7 4	57.55 q
8	191	TAKADA Yuji	JPN	03 NOV 1984	1 4 4	57.89 q
9	271	AZMAN Muhammad	MAS	28 JAN 1996	1 6 5	58.80
10	114	TANNER Santeri	FIN	15 DEC 1996	2 5 5	59.02
11	5	NACEUR Mohamed	ALG	11 OCT 1989	1 2 6	59.18
12	434	HAHN Gunner	USA	10 JAN 1995	2 3 6	59.40

Qualification: First 3 in each heat (Q) and 2 fastest (q) to Final

#### Legend

DQ = Disqualified  
DNF = Did Not Finish  
R.T. = Reaction

DNS = Did Not Start  
Fn = False Start

Samsun(TUR), 23rd - 29th July 2017

ATM00\_74A 1.0

1





# RESULTS

## 200 m - Heptathlon - Women -

RANK BIB SURNAME & NAME NOC DATE OF BIRTH LANE R.T. TIME POINTS TOTAL



### 200 m - Heptathlon - Women

Heptathlon DR	4930	KLECHKINA ANASTASIA	1994	RUS	SOFIA	31 JUL 2013
Heptathlon WR	5062	OLENKO Kairit	2008	EST	IZMIR	25 SEP 2008

(Wind: -0.5 m/s)

1	356	KLECHKINA Anastasia	RUS	04 AUG 1994	1	0.296	<b>26.99</b>	713	2913
2	129	MERKER Felicitas	GER	06 MAR 1992	5	0.246	<b>27.37</b>	681	2526
3	417	POTAPENKO Kateryna	UKR	14 APR 1988	4	0.238	<b>27.64</b>	659	2496
4	106	SAEM Cathy	EST	14 DEC 1993	2	0.231	<b>28.80</b>	569	1943
5	126	BRUTSCHER Nadine	GER	15 JUL 1994	8	0.244	<b>29.06</b>	550	1849
6	20	KRAUTSOVA Liudmila	BLR	31 MAR 1998	6	0.552	<b>29.12</b>	545	1883
7	206	PUTINTSEVA Yelena	KAZ	05 JAN 1981	7	0.332	<b>30.56</b>	444	1594
8	202	KHIZHNYAKOVA Olga	KAZ	27 FEB 1994	3	0.450	<b>40.20</b>	22	1085

Details:

Start time:20:59

Temperature:+24°C

Humidity:83%

LANE	COMPETITOR	REACTION (SECONDS)	FINISH (METERS)
1	KLECHKINA, Anastasia	0.296	26.99
2	SAEM, Cathy	0.231	28.80
3	KHIZHNYAKOVA, Olga	0.450	40.20
4	POTAPENKO, Kateryna	0.238	27.64
5	MERKER, Felicitas	0.246	27.37
6	KRAUTSOVA, Liudmila	0.552	29.12
7	PUTINTSEVA, Yelena	0.332	30.56
8	BRUTSCHER, Nadine	0.244	29.06

As of 23/07/2017 at 21:02

#### Legend

DQ = Disqualified  
DNF = Did Not Finish  
R.T. = Reaction

DNS = Did Not Start  
Fn = False Start

Samsun(TUR), 23rd - 29th July 2017

ATW01\_73A 1.0

1



## RECORDS BROKEN BY EVENT DAY 1

EVENT DATE ROUND BIB NAME NAT BORN RESULT RECORDS

### Pole Vault

#### Women

23 July 2017	Final	365	NIKIFOROVA Ekaterina	RUS	1997	3.30 m	=WR, DR
23 July 2017	Final	364	NECHAEVA Maria	RUS	1982	3.30 m	=DR
23 July 2017	Final	364	NECHAEVA Maria	RUS	1982	3.30 m	=DR
23 July 2017	Final	364	NECHAEVA Maria	RUS	1982	3.40 m	WR, DR
23 July 2017	Final	364	NECHAEVA Maria	RUS	1982	3.45 m	WR, DR

### Hammer Throw

#### Women

23 July 2017	Final	308	RAAD Trude	NOR	1990	62.22m	DR
23 July 2017	Final	308	RAAD Trude	NOR	1990	66,35	WR,DR

### 10000 m

#### Men

23 July 2017	Final	210	CHERONO Symon	KEN	1987	29:11.73	DR
--------------	-------	-----	---------------	-----	------	----------	----



LN/ORD BIB SURNAME & NAME NOC DATE OF BIRTH S.BEST P.BEST



## Long Jump - Heptathlon - Women

Heptathlon DR	4930	KLECHKINA ANASTASIA	1994	RUS	SOFIA	31 JUL 2013
Heptathlon WR	5062	OLENKO Kairit	2008	EST	IZMIR	25 SEP 2008

24 JUL 2017 15:30

1	206	PUTINTSEVA Yelena	KAZ	05 JAN 1981	1594	7	1319
2	129	MERKER Felicitas	GER	06 MAR 1992	2526	2	387
3	20	KRAUTSOVA Liudmila	BLR	31 MAR 1998	1883	5	1030
4	106	SAEM Cathy	EST	14 DEC 1993	1943	4	970
5	126	BRUTSCHER Nadine	GER	15 JUL 1994	1849	6	1064
6	202	KHIZHNYAKOVA Olga	KAZ	27 FEB 1994	1085	8	1828
7	417	POTAPENKO Kateryna	UKR	14 APR 1988	2496	3	417
8	356	KLECHKINA Anastasia	RUS	04 AUG 1994	2913	1	



LN/ORD BIB SURNAME & NAME NOC DATE OF BIRTH S.BEST P.BEST



## Pole Vault - Men - Final

DR	4.80	SOUTHERN Patrick	1982	USA	TAIPEI	08 SEP 2009
WR	5.06	SOUTHERN Patrick	1982	USA	LINCOLN	15 APR 2006

24 JUL 2017 16:00

1	344	FILLIPOV Kirill	RUS	29 AUG 1987	4.80	A
2	381	CHEN Chung-Yu	TPE	28 MAR 1993	4.70	A
3	359	KOCHKAROV Dmitriy	RUS	16 APR 1991	4.60	A
4	193	TAKEHANA Kotaro	JPN	02 OCT 1986	4.57	A
5	205	NABOKOV Andrey	KAZ	05 JAN 1988	3.60	B
6	22	MAISTRENKA Aliaksandr	BLR	27 APR 2000	3.80	A
7	355	KHILENKO Konstantin	RUS	26 AUG 1995	4.40	A

Deaflympics Records					
4.80	SOUTHERN Patrick	1982	USA TAIPEI	08 SEP 2009	
4.78	SPONBERG Ole Theodor		NOR SOFIA	26 JUL 1993	
4.73	BEDNAREK Mirosław		FRG LOS ANGELES	15 JUL 1985	
4.70	KREIDUNOV Vlasimir		URS KOLN	26 JUL 1981	
4.00	MICHILINE Joseph		USA BELGRADE	12 AUG 1969	
3.96	SUUTARI Teuvo		FIN WASHINGTON	26 JUN 1965	
3.85	ZHOVSKIS Zigmunds		URS HELSINKI	6/961	
3.50	SIMONENKO Anatole		URS MILAN	27 AUG 1957	
3.50	KESKI-LEVIJOKI Erkki		FIN BRUSSELS	16 AUG 1953	
3.40	BROMAN Tenho		FIN COPENHAGEN	14 AUG 1949	



LN/ORD BIB SURNAME & NAME NOC DATE OF BIRTH S.BEST P.BEST



## 400 m Hurdles - Women - Final

DR	1:01.62	MANNINEN Emilija	1981	EST	SOFIA	1/013
WR	1:01.62	MANNINEN Emilija	1981	EST	SOFIA	01 AUG 2013

24 JUL 2017 17:00

1	174	KOMATSU Ayaka	JPN	25 JAN 1993	1:03.39	A
2	419	SHAPOVAL Yuliia	UKR	28 APR 1988	1:02.48	A
3	340	CHERNYSHEVA Victoria	RUS	04 JUL 1998	1:03.24	A
4	408	KOCHMARYK Viktoriia	UKR	23 AUG 1989	1:02.18	A
5	445	VANDERMEULEN Janna	USA	08 MAY 1990	1:02.35	A
6	354	KHALADZHAN Asya	RUS	12 JUN 1992	1:01.93	A
7	38	GUO Yanlan	CHN	05 AUG 1995	1:03.35	A
8	368	SENINA Alevtina	RUS	28 MAY 1989	1:02.44	A

Deaflympics Records					
1:01.62	MANNINEN Emilija	1981	EST	SOFIA	1/013
1:03.02	SHAPOVAL Yuliia		UKR	TAIPEI	9/009
1:03.19	IZBASH Inna		UKR	ROME	30 JUL 2001
1:04.18	YAKYMCHUK Tatiana		CZE	COPENHAGEN	24 JUL 1997



LN/ORD BIB SURNAME & NAME NOC DATE OF BIRTH S.BEST P.BEST



## 400 m Hurdles - Men - Final

DR	51.40	MSKOMOROKHOV Vyacheslav	1940	URS	BELGRADE	11 AUG 1969
WR	49.10	MSKOMOROKHOV Vyacheslav	1940	URS	MEXICO CITY	15 OCT 1968

### FINAL

24 JUL 2017 17:20

1	191	TAKADA Yuji	JPN	03 NOV 1984	<b>57.89</b>
2	55	ZHU Jiazhou	CHN	05 JUN 1992	<b>57.55</b>
3	372	TYSHENKO Alan	RUS	16 MAR 1989	<b>55.24</b>
4	410	KULYK Mykola	UKR	24 MAY 1981	<b>55.28</b>
5	348	GREBENSHCHIKOV Konstanti	RUS	02 JAN 1990	<b>55.39</b>
6	48	WANG Yingzhe	CHN	14 MAY 1992	<b>55.60</b>
7	409	KOMPANIETS Serhii	UKR	17 MAY 1996	<b>55.29</b>
8	437	KOSS Taylor	USA	10 AUG 1993	<b>55.98</b>

Deaflympics Records					
51.40	M	MSKOMOROKHOV Vyacheslav	1940	URS	BELGRADE 11 AUG 1969
53.50	M	HILLE Christian		GER	MILAN 27 AUG 1957
58.00	M	KOSKINEN Veikko		FIN	COPENHAGEN 13 AUG 1949
1:00.40	M	THULKE Georg		GER	STOCKHOLM 27 AUG 1939
1:02.40	M	RUPELLAND Yves		FRA	PARIS 14 AUG 1924



LN/ORD BIB SURNAME & NAME NOC DATE OF BIRTH S.BEST P.BEST



## 1500 m - Women - Final

DR	4:30.46	EROFEEVA Nelli	1983	RUS	TAIPEI	9/009
WR	4:25.25	WINDBRAKE Rita	1945	FRG	GELSENKIRCHE	18 JUL 1981

24 JUL 2017 17:50

1	233	WAKONYO Hannah	KEN	04 JUL 1996	5:12.70	B
2	101	RIOS CAMPOY Maite	ESP	05 DEC 1986	4:48.91	A
3	113	KARLSSON Lycke	FIN	29 MAY 1998	4:44.20	A
4	342	EROFEEVA Nelli	RUS	02 MAR 1983	4:41.13	A
5	19	KOZICH Halina	BLR	26 MAY 1990	4:50.00	A
6	181	OKADA Mio	JPN	12 AUG 1997	4:55.83	A
7	421	SYDORENKO Anastasiia	UKR	07 JUL 1994	4:38.67	A
8	112	MEZGEBU Asfaw	ETH	24 JUN 1994	4:45.14	A
9	370	SOLODOVA Diana	RUS	26 MAY 1997	4:33.91	A
10	149	MIHALY Reka	HUN	30 JAN 1996	5:12.78	B
11	297	BITRUS Mwanret	NGR	25 APR 1996	5:17.25	B

### Deaflympics Records

4:30.46	EROFEEVA Nelli	1983	RUS	TAIPEI	9/009
4:31.23	WINDBRAKE Rita		FRG	KOLN	29 JUL 1981
4:41.80	M BACHTEL Betsy		USA	BUCHAREST	25 JUL 1977





LN/ORD BIB SURNAME & NAME NOC DATE OF BIRTH S.BEST P.BEST



### 1500 m - Men - Final

DR	3:50.81	KHOTYANOVICH Alexandr	1962	URS	CHRISTCHURCH	15 JAN 1989
WR	3:48.69	MENJO Baxtone	1989	KEN	TORONTO	17 JUL 2012

#### FINAL

24 JUL 2017 18:10

1	125	BLEY Alexander	GER	24 DEC 1990	3:53.29	A
2	176	MORIMITSU Yuya	JPN	21 JUL 1995	3:54.11	A
3	109	GEBREMARIAM Girmay	ETH	27 MAY 1998	4:06.50	A
4	326	WOJCIECHOWSKI Michal	POL	02 OCT 1988	3:55.00	A
5	290	VAN HOUWELINGEN Ralph	NED	26 JUL 1994	3:57.95	A
6	100	MARTINEZ MORGJA Jaime	ESP	23 JAN 1995	4:01.89	A
7	334	ANDREEV Andrey	RUS	06 OCT 1986	3:59.96	A
8	13	CHARNIAK Aliaksandr	BLR	23 NOV 1990	3:58.00	A
9	323	NOWAK Rafal	POL	26 APR 1975	3:57.00	A
10	216	KOECH John	KEN	29 AUG 1986	3:53.50	A
11	210	CHERONO Symon	KEN	24 JUL 1987	3:54.30	A
12	229	OMARI Peter	KEN	21 DEC 1991	4:02.10	A

#### Deaflympics Records

3:50.81	KHOTYANOVICH Alexandr	1962	URS	CHRISTCHURCH	15 JAN 1989
3:53.41	LAUNDY Paul		CAN	LOS ANGELES	16 JUL 1985
3:54.60	M KARVONEN Timo		FIN	MALMOE	28 JUL 1973
3:55.70	M CHIESURIN Francesco		ITA	WASHINGTON	01 JUL 1965
4:00.20	M BRENDEN Reider		NOR	HELSINKI	08 AUG 1961
4:05.60	M VAN DER LINDEN Bernhard		GER	MILAN	27 AUG 1957
4:14.60	M HERSON Maurice		FRA	STOCKHOLM	27 AUG 1939
4:23.40	M BOUSCARAT Robert		FRA	LONDON	21 AUG 1935
4:25.20	M CHRISTENSEN Tage		DEN	NUREMBERG	23 AUG 1931



LN/ORD BIB SURNAME & NAME NOC DATE OF BIRTH S.BEST P.BEST



## Shot Put - Men - Final

DR	16.88	KALMYKOV Dmitry	1992	RUS	SOFIA	02 AUG 2013
WR	16.94	HENRIKSSON Bo-Goran	1947	SWE	LIDINGO	291973

### FINAL

24 JUL 2017 18:00

1	83	PEREZ PEREZ Hector	CUB	17 SEP 1988	14.42	B
2	350	KALMYKOV Dmitry	RUS	28 FEB 1992	16.78	A
3	353	KHAKIMOV Denis	RUS	15 MAR 1993	16.76	A
4	161	SAFFARI ASHTIANI Erfan	IRI	25 JUL 1985	16.21	A
5	446	WEIS Alex	USA	15 AUG 1994	16.15	A
6	396	KILIC Mahmut	TUR	13 MAY 1983	14.24	A
7	46	SHEN Haijun	CHN	23 JUL 1987	14.76	A
8	265	IVASKEVICIUS Vytenis	LTU	09 JUL 1992	17.30	A
9	435	HOCKMAN Jacob	USA	15 MAR 1994	14.42	A
10	76	MURILLO Pedro	COL	22 SEP 1986	13.69	A
11	266	JURKSA Mindaugas	LTU	14 OCT 1992	16.74	A
12	392	CALHAN Serhan	TUR	24 APR 1994	14.58	A

#### Deaflympics Records

16.88	KALMYKOV Dmitry	1992	RUS	SOFIA	02 AUG 2013
16.85	HENRIKSSON Bo-Goran		SWE	MALMO	22 JUL 1973
14.42	RUSSELL Joe		USA	HELSINKI	6/961
13.15	KAURELA Valentin		FIN	LONDON	19 AUG 1935
9.77	HUFFNER Bruno		GER	AMSTERDAM	20928
8.62	CODE Raymond		FRA	PARIS	13 AUG 1924



LN/ORD BIB SURNAME & NAME NOC DATE OF BIRTH S.BEST P.BEST



## 10000 m - Women - Final

DR	35:14.07	VERNON Melinda	1985	AUS	TAIPEI	7/009
WR	33:22.70	VERNON Melinda	1985	AUS	MELBOURNE	10 DEC 2009


24 JUL 2017 18:30

1	401	BAIRAMOVA Yuliia	UKR	13 JAN 1986	37:59.26	A
2	123	ALDER-BAERENS Nele	GER	01 APR 1978	36:36.21	A
3	51	YANG Chunhua	CHN	29 JUN 1990	37:34.24	A
4	322	NOWAK Monika	POL	02 NOV 1981	41:50.00	A
5	101	RIOS CAMPOY Maite	ESP	05 DEC 1986	38:25.08	A
6	346	GAYNETDINOVA Daria	RUS	11 JUL 1985	38:17.46	A
7	217	KWAMESA Juster	KEN	24 APR 1997	42:34.30	B
8	373	YAKUBOVSKAYA Olga	RUS	06 AUG 1981	38:12.06	A

Deaflympics Records						
35:14.07	VERNON Melinda	1985	AUS	TAIPEI	7/009	
37:26.42	LAMBERT Joanne		AUS	ROME	25 JUL 2001	
37:53.10	HASHIMOTO Kiyomi		JPN	COPENHAGEN	19 JUL 1997	



LN/ORD BIB SURNAME & NAME NOC DATE OF BIRTH S.BEST P.BEST



## Javelin Throw - Men - First Round

DR	73.47	GARCIA ABREU Jesus		VEN	TAIPEI	13 SEP 2009
WR	73.47	GARCIA ABREU Jesus	1981	VEN	TAIPEI	13 SEP 2009

### QUALIFICAZIONE

24 JUL 2017 19:30

1	154	KUMAR Sandeep	IND	10 NOV 1990	47.85	B
2	85	NOSEK Jakub	CZE	30 OCT 1989	59.75	A
3	49	XIN Shun	CHN	08 APR 1992	61.49	A
4	378	THOR Theodor	SWE	07 OCT 1993	72.46	A
5	251	ALSHEMERI Nawaf	KUW	18 OCT 1988	48.00	A
6	94	CANO GARCIA Salvador	ESP	05 MAY 1987	52.48	A
7	187	SATO Masamitsu	JPN	20 JAN 1981	54.36	A
8	324	ROZUMCZYK Tomasz	POL	07 JUN 1989	63.00	A
9	450	GARCIA ABREU Jesus	VEN	23 SEP 1981	68.70	A
10	228	OKOTH Stephen	KEN	19 JUL 1992	47.98	B
11	170	MASETTI Matteo	ITA	06 SEP 1996	67.01	A
12	371	TSYBIZOV Kirill	RUS	04 JUL 1986	62.24	A
13	153	KUMAR Ramesh	IND	08 AUG 1997	56.69	A
14	81	GONZALEZ ALFONSO Yoandi	CUB	20 APR 1989	60.10	A
15	387	AKBULUT Alperen	TUR	20 JUL 1995	54.84	A
16	65	KOUNG Mpele	CMR	23 DEC 1974	52.20	A
17	185	SATO Kenta	JPN	30 AUG 1989	63.71	A
18	214	KIPTARUS Ben	KEN	04 SEP 1997	51.98	A

Qualification: 60.00 m (Q) or first 12 (q) to Final

Deaflympics Records					
73.47	GARCIA ABREU Jesus	VEN	TAIPEI	13 SEP 2009	
67.64	SOLEM John	NOR	CHRISTCHURCH	15 JAN 1989	
56.36	SMITH Dean	AUS	CHRISTCHURCH	13 JAN 1989	



LN/ORD BIB SURNAME & NAME NOC DATE OF BIRTH S.BEST P.BEST



### 100 m - Women - Semifinal

DR	11.71	GIRAT RIVERO Suslaidy	1987	CUB	SOFIA	31 JUL 2013
WR	11.71	GIRAT RIVERO Suslaidy	1987	CUB	SOFIA	312013

#### SEMIFINAL 1 OF 3

24 JUL 2017 19:40

1	131	SCHNEID Georgina	GER	09 OCT 1990	13.17
2	121	OUNSLEY Jodie	GBR	17 JAN 2001	13.28
3	357	KLIMOVA Oxana	RUS	12 JUN 1990	13.12
4	80	GIRAT RIVERO Suslaidy	CUB	19 AUG 1987	12.91
5	32	CAO Yiqi	CHN	16 JAN 1993	13.36
6	289	DEN EXTER Elaine	NED	23 MAR 1997	12.90
7	116	OMAR Makasidy	FRA	18 OCT 1991	13.61
8	24	SADAVAYA Darya	BLR	31 MAR 1997	13.25

#### SEMIFINAL 2 OF 3

24 JUL 2017 19:39

1	237	WAMIRA Rael	KEN	16 JUN 1997	13.66
2	105	OZERSKA Melisa	EST	02 NOV 1998	13.53
3	27	ZHURBENKOVA Katsiaryna	BLR	05 MAY 1998	12.89
4	174	KOMATSU Ayaka	JPN	25 JAN 1993	13.00
5	445	VANDERMEULEN Janna	USA	08 MAY 1990	13.06
6	349	GRISHINA Marina	RUS	24 OCT 1988	12.87
7	386	AKAY Aysun	TUR	30 OCT 1994	13.31
8	441	SCOTT Jaida	USA	06 APR 2000	13.39

#### SEMIFINAL 3 OF 3

24 JUL 2017 19:39

1	73	CHAPARRO Kimberly	COL	17 NOV 1995	13.83
2	119	LOSALA Asnath	GBR	24 AUG 1994	13.66
3	433	HAGEMAN Makenzie	USA	17 AUG 1993	12.96
4	235	WAMIRA Beryl	KEN	20 JUN 1995	12.66
5	12	CHABATAROVA Tatsiana	BLR	17 FEB 1984	13.02
6	11	STAPPERS Flore	BEL	09 MAY 1995	12.50
7	41	JIANG Xiaolan	CHN	31 MAR 1991	13.17
8	345	FILUSHKINA Alena	RUS	05 DEC 1996	12.93

**Qualification: First 2 in each heat (Q) and 2 fastest (q) to Final**

Deaflympics Records					
11.71	GIRAT RIVERO Suslaidy	1987	CUB	SOFIA	31 JUL 2013
12.04	JECKSON Sherrie		USA	LOS ANGELES	11 JUL 1985
12.40	DABAT Michele		FRA	MALMO	22 JUL 1973
12.40	IVANOVA Nina		URS	BELGRADE	11 AUG 1969
12.50	DOERING Gerda		POL	WASHINGTON	28 JUN 1965
12.50	REDKINA Antonina		URS	WASHINGTON	28 JUN 1965
12.80	PAVLUNINA Klavdia		URS	HELSINKI	7/961
12.80	SAMPSON Barbara		USA	HELSINKI	7/961
13.10	NUBEK Anna		URS	MILAN	29 AUG 1957



LN/ORD BIB SURNAME & NAME NOC DATE OF BIRTH S.BEST P.BEST



## 100 m - Men - Semifinal

DR	10.61	GASKIN JR Wendell	1973	USA	COPENHAGEN	20 JUL 1997
WR	10.21	GASKIN JR Wendell	1996	USA	SAN JOSE	01 JUN 1996

### SEMIFINAL 1 OF 3

24 JUL 2017 20:10

1	158	RAMACHANDRAN Yadukrishna	IND	30 DEC 1995	12.03
2	276	MOHD REFIN Muhammad	MAS	27 JAN 1996	12.01
3	164	YADEGARI Hashem	IRI	26 MAY 1992	11.33
4	236	WAMIRA David	KEN	10 APR 1987	11.69
5	437	KOSS Taylor	USA	10 AUG 1993	11.35
6	415	PENDRAK Maksym	UKR	01 NOV 1990	11.63
7	375	LENOIR Kim	SUI	17 JAN 1996	11.49
8	82	LARRUDET GIL Erly	CUB	08 AUG 1985	11.52

### SEMIFINAL 2 OF 3

24 JUL 2017 20:09

1	325	STEMPURSKI Daniel	POL	18 JAN 1997	11.52
2	21	LAHADZIUK Artsiom	BLR	11 OCT 1994	11.65
3	42	LI Bin	CHN	11 JUL 1990	11.27
4	184	SASAKI Takuma	JPN	30 NOV 1993	11.43
5	436	JONES Nicholas	USA	23 JAN 1995	11.14
6	336	BELIAKOV Aleksandr	RUS	08 JUN 1994	11.49
7	72	CABEZAS ROSERO Janer	COL	04 OCT 1988	11.53
8	414	NOSENKO Mykola	UKR	16 JAN 1990	11.37

### SEMIFINAL 3 OF 3

24 JUL 2017 20:09

1	329	JIYANE Simo-esihle	RSA	22 OCT 1996	11.49
2	317	JANDA Bartlomiej	POL	01 FEB 1993	11.79
3	332	AKSENOV Ilia	RUS	09 DEC 1990	11.37
4	424	VYSHYNSKYI Dmytro	UKR	18 JUL 1996	11.30
5	452	SUTIL Jose	VEN	20 FEB 1994	11.75
6	385	WANG Shih-Wei	TPE	06 OCT 1992	11.50
7	122	RUDDY John	GBR	18 NOV 1990	11.45
8	44	MA Ruichao	CHN	30 APR 1994	11.60

Qualification: First 2 in each heat (Q) and 2 fastest (q) to Final

Deaflympics Records					
10.61	GASKIN JR Wendell	1973	USA	COPENHAGEN	20 JUL 1997





# RESULTS

RANK BIB SURNAME & NAME NOC DATE OF BIRTH RESULT



## Long Jump - Heptathlon - Women

Heptathlon WR	5062	OLENKO Kairit	2008	EST	IZMIR	25 SEP 2008
Heptathlon DR	4930	KLECHKINA ANASTASIA	1994	RUS	SOFIA	31 JUL 2013

1	356	KLECHKINA Anastasia	RUS	04 AUG 1994	5.30	+1.7
2	417	POTAPENKO Kateryna	UKR	14 APR 1988	5.15	+0.9
3	126	BRUTSCHER Nadine	GER	15 JUL 1994	5.07	+1.8
4	129	MERKER Felicitas	GER	06 MAR 1992	4.90	+1.2
5	106	SAEM Cathy	EST	14 DEC 1993	4.70	+1.9
6	20	KRAUTSOVA Liudmila	BLR	31 MAR 1998	4.69	+1.6
7	202	KHIZHNYAKOVA Olga	KAZ	27 FEB 1994	4.40	+1.7
8	206	PUTINTSEVA Yelena	KAZ	05 JAN 1981	4.19	+1.9

Starting order	1	2	3	4	5	6	7	8							
	206	129	20	106	126	202	417	356							

### Details:

Start time:16:33  
Finish Time:16:02

Temperature:+28°C  
Temperature:+27°C

Humidity:58%  
Humidity:65%

As of 24/07/2017 at 16:09

RANK	BIB	SURNAME & NAME	NOC	ORD	- 1 -	- 2 -	- 3 -	- 4 -	- 5 -	- 6 -	RESULT	POINTS	TOTAL
			DATE OF BIRTH										
8	206	PUTINTSEVA Yelena	KAZ	1	4.08	4.19	4.17				4.19	352	1946
			05 JAN 1981		+1.9	+1.9	+2.2				+1.9		
4	129	MERKER Felicitas	GER	2	4.70	4.90	4.90				4.90	532	3058
			06 MAR 1992		+1.7	+1.7	+1.2				+1.2		
6	20	KRAUTSOVA Liudmila	BLR	3	4.65	4.69	4.61				4.69	477	2360
			31 MAR 1998		+2.9	+1.6	+2.4				+1.6		
5	106	SAEM Cathy	EST	4	4.65	4.59	4.70				4.70	479	2422
			14 DEC 1993		+1.8	+2.8	+1.9				+1.9		
3	126	BRUTSCHER Nadine	GER	5	5.04	5.07	4.90				5.07	578	2427
			15 JUL 1994		+1.2	+1.8	+1.9				+1.8		
7	202	KHIZHNYAKOVA Olga	KAZ	6	4.29	4.40	4.37				4.40	403	1488
			27 FEB 1994		+1.6	+1.7	+1.6				+1.7		
2	417	POTAPENKO Kateryna	UKR	7	4.91	5.02	5.15				5.15	601	3097
			14 APR 1988		+2.7	+1.8	+0.9				+0.9		
1	356	KLECHKINA Anastasia	RUS	8	5.28	5.19	5.30				5.30	643	3556
			04 AUG 1994		+1.7	+1.5	+1.7				+1.7		

### Legend

DQ = Disqualified  
DNF = Did Not Finish  
- = Did Not Attempt  
ORD = Order

DNS = Did Not Start  
NM = No Result  
X = Failed

Samsun(TUR), 23rd - 29th July 2017

ATW01\_73R 1.0

1





# RESULTS

RANK BIB SURNAME & NAME NOC DATE OF BIRTH RESULT



## Pole Vault - Men - Final

WR	5.06	SOUTHERN Patrick	1982	USA	LINCOLN	15 APR 2006
DR	4.80	SOUTHERN Patrick	1982	USA	TAIPEI	08 SEP 2009

1	344	FILLIPOV Kirill	RUS	29 AUG 1987	4.81	DR
2	359	KOCHKAROV Dmitriy	RUS	16 APR 1991	4.60	
3	381	CHEN Chung-Yu	TPE	28 MAR 1993	4.60	
4	193	TAKEHANA Kotaro	JPN	02 OCT 1986	4.50	

### NOT RANKED

22	MAISTRENKA Aliaksandr	BLR		NM
205	NABOKOV Andrey	KAZ	1988	NM
355	KHILENKO Konstantin	RUS	1995	NM

Details: Start time:16:00 Temperature:+28°C Humidity:58%  
Finish Time:17:30 Temperature:+27°C Humidity:58%

As of 24/07/2017 at 17:42

RANK	BIB	SURNAME & NAME	NOC	ORD	3.10	3.20	3.30	3.40	3.50	3.60	3.70	3.80	3.90	4.00	RESULT
					4.10	4.20	4.30	4.40	4.50	4.55	4.60	4.65	4.70	4.81	
1	344	FILLIPOV Kirill	RUS	1	-	-	-	-	-	-	-	-	-	-	4.81 DR
					5.00										
3	381	CHEN Chung-Yu	TPE	2	-	-	-	-	-	-	-	-	-	-	4.60
2	359	KOCHKAROV Dmitriy	RUS	3	-	-	-	-	-	-	-	-	-	-	4.60
4	193	TAKEHANA Kotaro	JPN	4	-	-	-	-	-	-	-	-	-	-	4.50
	205	NABOKOV Andrey	KAZ	5	xxx										NM
	22	MAISTRENKA Aliaksandr	BLR	6	xxx										NM
	355	KHILENKO Konstantin	RUS	7	-	-	-	-	-	-	-	-	-	-	NM

### Legend

DQ = Disqualified  
DNF = Did Not Finish  
X = Failed  
- = Did Not Attempt

DNS = Did Not Start  
NM = No Result  
O = Cleared  
ORD = Order

Samsun(TUR), 23rd - 29th July 2017

ATM01\_73M 1.0



# RESULTS

RANK BIB SURNAME & NAME NOC DATE OF BIRTH LANE R.T. TIME



## 400 m Hurdles - Women - Final

WR	1:01.62	MANNINEN Emilija	1981	EST	SOFIA	01 AUG 2013
DR	1:01.62	MANNINEN Emilija	1981	EST	SOFIA	01 AUG 2013

1	354	KHALADZHAN Asya	RUS	12 JUN 1992	6	0.481	<b>1:00.22</b>	WR
2	408	KOCHMARYK Viktoriia	UKR	23 AUG 1989	4	0.603	<b>1:00.93</b>	
3	445	VANDERMEULEN Janna	USA	08 MAY 1990	5	0.217	<b>1:01.35</b>	
4	419	SHAPOVAL Yuliia	UKR	28 APR 1988	2	0.239	<b>1:02.20</b>	
5	174	KOMATSU Ayaka	JPN	25 JAN 1993	1	0.389	<b>1:03.67</b>	
6	340	CHERNYSHEVA Victoria	RUS	04 JUL 1998	3	0.442	<b>1:04.20</b>	
7	38	GUO Yanlan	CHN	05 AUG 1995	7		<b>1:04.96</b>	
8	368	SENINA Alevtina	RUS	28 MAY 1989	8		<b>1:04.98</b>	

Details: Start time:17:03 Temperature:+27°C Humidity:69%

LANE	COMPETITOR	REACTION (SECONDS)	FINISH (METERS)
1	KOMATSU, Ayaka	0.389	389
2	SHAPOVAL, Yuliia	0.239	389
3	CHERNYSHEVA, Victoria	0.442	389
4	KOCHMARYK, Viktoriia	0.603	389
5	VANDERMEULEN, Janna	0.217	389
6	KHALADZHAN, Asya	0.481	389
7	GUO, Yanlan		389
8	SENINA, Alevtina		389

As of 24/07/2017 at 17:09

### Legend

DQ = Disqualified  
DNF = Did Not Finish  
R.T. = Reaction

DNS = Did Not Start  
Fn = False Start

Samsun(TUR), 23rd - 29th July 2017

ATW01\_73A 1.0

1



RANK BIB SURNAME & NAME NOC DATE OF BIRTH LANE R.T. TIME



400 m Hurdles - Men - Final

WR	49.10	MSKOMOROKHOV Vyacheslav	1940	URS	MEXICO CITY	15 OCT 1968
DR	51.40	MSKOMOROKHOV Vyacheslav	1940	URS	BELGRADE	11 AUG 1969

FINAL

1	372	TYSHENKO Alan	RUS	16 MAR 1989	3	0.551	52.83
2	348	GREBENSHCHIKOV Konstanti	RUS	02 JAN 1990	5	0.258	52.90
3	437	KOSS Taylor	USA	10 AUG 1993	8	0.265	53.75
4	410	KULYK Mykola	UKR	24 MAY 1981	4	0.309	53.96
5	409	KOMPANIETS Serhii	UKR	17 MAY 1996	7	0.288	54.58
6	48	WANG Yingzhe	CHN	14 MAY 1992	6	0.274	56.03
7	55	ZHU Jiazhou	CHN	05 JUN 1992	2	0.256	56.35
8	191	TAKADA Yuji	JPN	03 NOV 1984	1	0.200	59.68

Details: Start time:17:22 Temperature:+27°C Humidity:69%

LANE	COMPETITOR	REACTION (SECONDS)	FINISH (METERS)
1	TAKADA, Yuji	0.200	380
2	ZHU, Jiazhou	0.256	380
3	TYSHENKO, Alan	0.551	380
4	KULYK, Mykola	0.309	380
5	GREBENSHCHIKOV, Konst	0.258	380
6	WANG, Yingzhe	0.274	380
7	KOMPANIETS, Serhii	0.288	380
8	KOSS, Taylor	0.265	380

As of 24/07/2017 at 17:25

Legend

DQ = Disqualified  
DNF = Did Not Finish  
R.T. = Reaction

DNS = Did Not Start  
Fn = False Start

Samsun(TUR), 23rd - 29th July 2017

ATM01\_73A 1.0

1



# RESULTS

RANK BIB SURNAME & NAME NOC DATE OF BIRTH ORD TIME



## 1500 m - Women - Final

WR	4:25.25	WINDBRAKE Rita	1945	FRG	GELSENKIRCHE	18 JUL 1981
DR	4:30.46	EROFEEVA Nelli	1983	RUS	TAIPEI	9/009

1	370	SOLODOVA Diana	RUS	26 MAY 1997	9	4:31.58
2	19	KOZICH Halina	BLR	26 MAY 1990	5	4:33.08
3	421	SYDORENKO Anastasiia	UKR	07 JUL 1994	7	4:34.03
4	112	MEZGEBU Asfaw	ETH	24 JUN 1994	8	4:39.04
5	342	EROFEEVA Nelli	RUS	02 MAR 1983	4	4:40.51
6	113	KARLSSON Lycke	FIN	29 MAY 1998	3	4:49.18
7	181	OKADA Mio	JPN	12 AUG 1997	6	4:50.25
8	101	RIOS CAMPOY Maite	ESP	05 DEC 1986	2	4:50.36
9	149	MIHALY Reka	HUN	30 JAN 1996	10	4:58.26
10	233	WAKONYO Hannah	KEN	04 JUL 1996	1	5:09.67

## NOT RANKED

297	BITRUS Mwanret	NGR	25 APR 1996	11	DNS
-----	----------------	-----	-------------	----	-----

### Intermediate point leaders (Bib and Time):

400 m :	19	1:13.23	800 m :	370	2:27.56	1200 m :	370	3:38.42
---------	----	---------	---------	-----	---------	----------	-----	---------

Details:	Start time:17:51	Temperature:+27°C	Humidity:69%
----------	------------------	-------------------	--------------

As of 24/07/2017 at 17:59

### Legend

DQ = Disqualified	DNS = Did Not Start
DNF = Did Not Finish	* = Caution
ORD = Order	


Samsun(TUR), 23rd - 29th July 2017

ATW01\_73G 1.0

# RESULTS



RANK BIB SURNAME & NAME NOC DATE OF BIRTH RESULT



## Javelin Thr. - Heptathlon - Women

Heptathlon WR	5062	OLENKO Kairit	2008	EST	IZMIR	25 SEP 2008
Heptathlon DR	4930	KLECHKINA ANASTASIA	1994	RUS	SOFIA	31 JUL 2013

1	356	KLECHKINA Anastasia	RUS	04 AUG 1994	36.76
2	126	BRUTSCHER Nadine	GER	15 JUL 1994	34.76
3	20	KRAUTSOVA Liudmila	BLR	31 MAR 1998	30.08
4	106	SAEM Cathy	EST	14 DEC 1993	30.05
5	206	PUTINTSEVA Yelena	KAZ	05 JAN 1981	26.39
6	129	MERKER Felicitas	GER	06 MAR 1992	24.88
7	417	POTAPENKO Kateryna	UKR	14 APR 1988	24.52
8	202	KHIZHNYAKOVA Olga	KAZ	27 FEB 1994	22.72

Starting order	1	2	3	4	5	6	7	8							
	356	129	106	206	126	20	417	202							

### Details:

Start time:18:00  
Finish Time:18:23

Temperature:+27°C  
Temperature:+27°C

Humidity:69%  
Humidity:69%

As of 24/07/2017 at 18:24

RANK	BIB	SURNAME & NAME	NOC	ORD	- 1 -	- 2 -	- 3 -	- 4 -	- 5 -	- 6 -	RESULT	POINTS	TOTAL
			DATE OF BIRTH										
1	356	KLECHKINA Anastasia	RUS	1	36.25	35.19	36.76				36.76	605	4161
			04 AUG 1994										
6	129	MERKER Felicitas	GER	2	X	24.88	23.96				24.88	380	3438
			06 MAR 1992										
4	106	SAEM Cathy	EST	3	28.35	30.05	X				30.05	478	2900
			14 DEC 1993										
5	206	PUTINTSEVA Yelena	KAZ	4	20.55	26.03	26.39				26.39	408	2354
			05 JAN 1981										
2	126	BRUTSCHER Nadine	GER	5	30.47	34.76	33.26				34.76	567	2994
			15 JUL 1994										
3	20	KRAUTSOVA Liudmila	BLR	6	30.08	X	X				30.08	478	2838
			31 MAR 1998										
7	417	POTAPENKO Kateryna	UKR	7	24.52	23.49	21.96				24.52	373	3470
			14 APR 1988										
8	202	KHIZHNYAKOVA Olga	KAZ	8	21.83	19.68	22.72				22.72	340	1828
			27 FEB 1994										

### Legend

DQ = Disqualified  
DNF = Did Not Finish  
- = Did Not Attempt  
ORD = Order

DNS = Did Not Start  
NM = No Result  
X = Failed

Samsun(TUR), 23rd - 29th July 2017

ATW01\_73R 1.0

1



# RESULTS

RANK BIB SURNAME & NAME NOC DATE OF BIRTH ORD TIME



## 1500 m - Men - Final

WR	3:48.69	MENJO Baxtone	1989	KEN	TORONTO	17 JUL 2012
DR	3:50.81	KHOTYANOVICH Alexandr	1962	URS	CHRISTCHURCH	15 JAN 1989

### FINAL

1	216	KOECH John	KEN	29 AUG 1986	10	3:48.95	DR
2	13	CHARNIAK Aliaksandr	BLR	23 NOV 1990	8	3:49.70	
3	210	CHERONO Symon	KEN	24 JUL 1987	11	3:49.94	
4	109	GEBREMARIAM Girmay	ETH	27 MAY 1998	3	3:54.31	
5	125	BLEY Alexander	GER	24 DEC 1990	1	3:54.69	
6	100	MARTINEZ MORGA Jaime	ESP	23 JAN 1995	6	3:55.19	
7	176	MORIMITSU Yuya	JPN	21 JUL 1995	2	3:55.85	
8	334	ANDREEV Andrey	RUS	06 OCT 1986	7	3:56.11	
9	290	VAN HOUWELINGEN Ralph	NED	26 JUL 1994	5	3:57.48	
10	323	NOWAK Rafal	POL	26 APR 1975	9	4:01.56	
11	229	OMARI Peter	KEN	21 DEC 1991	12	4:02.58	
12	326	WOJCIECHOWSKI Michal	POL	02 OCT 1988	4	4:06.35	

#### Intermediate point leaders (Bib and Time):

400 m : 210 57.64 800 m : 216 1:59.86 1200 m : 210 3:04.56

Details: Start time:18:11 Temperature:+27°C Humidity:69%

As of 24/07/2017 at 18:18

#### Legend

DQ = Disqualified  
DNF = Did Not Finish  
ORD = Order

DNS = Did Not Start  
\* = Caution

Samsun(TUR), 23rd - 29th July 2017

ATM01\_73G 1.0



# RESULTS

RANK BIB SURNAME & NAME NOC ORD - 1 - - 2 - - 3 - - 4 - - 5 - - 6 - RESULT  
DATE OF BIRTH



## Shot Put - Men - Final

WR	16.94	HENRIKSSON Bo-Goran	1947	SWE	LIDINGO	291973
DR	16.88	KALMYKOV Dmitry	1992	RUS	SOFIA	02 AUG 2013

### FINAL

1	350	KALMYKOV Dmitry	RUS	2	X	15.93	15.95	16.32	16.04	16.70	<b>16.70</b>
2	265	IVASKEVICIUS Vytenis	LTU	8	16.50	16.61	16.67	X	X	X	<b>16.67</b>
3	266	JURKSA Mindaugas	LTU	11	15.56	16.34	16.33	16.56	16.61	16.52	<b>16.61</b>
4	353	KHAKIMOV Denis	RUS	3	16.16	16.25	X	X	15.70	X	<b>16.25</b>
5	446	WEIS Alex	USA	5	15.75	X	X	X	X	X	<b>15.75</b>
6	161	SAFFARI ASHTIANI Erfan	IRI	4	13.97	14.90	15.27	X	15.07	14.76	<b>15.27</b>
7	46	SHEN Haijun	CHN	7	13.24	14.12	14.34	14.57	14.82	X	<b>14.82</b>
8	396	KILIC Mahmut	TUR	6	X	14.01	14.28	14.51	14.33	14.80	<b>14.80</b>
9	392	CALHAN Serhan	TUR	12	14.19	X	X				<b>14.19</b>
10	83	PEREZ PEREZ Hector	CUB	1	14.11	X	13.89				<b>14.11</b>
11	435	HOCKMAN Jacob	USA	9	13.34	13.98	13.51				<b>13.98</b>
12	76	MURILLO Pedro	COL	10	12.94	13.92	X				<b>13.92</b>

Starting order	1	2	3	4	5	6	7	8	9	10	11	12			
Initial	83	350	353	161	446	396	46	265	435	76	266	392			
4th and 5th and 6th at.	396	46	161	446	350	353	266	265							

#### Details:

Start time:18:25  
Finish Time:19:32

Temperature:+27°C  
Temperature:+26°C

Humidity:66%  
Humidity:67%

As of 24/07/2017 at 19:34

#### Legend

DQ = Disqualified  
DNF = Did Not Finish  
- = Did Not Attempt  
ORD = Order

DNS = Did Not Start  
NM = No Result  
X = Failed

Samsun(TUR), 23rd - 29th July 2017

ATM01\_73R 1.0

1





# RESULTS

RANK BIB SURNAME & NAME NOC DATE OF BIRTH ORD TIME



## 10000 m - Women - Final

WR	33:22.70	VERNON Melinda	1985	AUS	MELBOURNE	10 DEC 2009
DR	35:14.07	VERNON Melinda	1985	AUS	TAIPEI	7/009

1	51	YANG Chunhua	CHN	29 JUN 1990	3	37:31.66
2	123	ALDER-BAERENS Nele	GER	01 APR 1978	2	37:31.81
3	346	GAYNETDINOVA Daria	RUS	11 JUL 1985	6	38:28.91
4	217	KWAMESA Juster	KEN	24 APR 1997	7	40:13.43
5	101	RIOS CAMPOY Maite	ESP	05 DEC 1986	5	41:17.54

## NOT RANKED

322	NOWAK Monika	POL	02 NOV 1981	4	DNF
373	YAKUBOVSKAYA Olga	RUS	06 AUG 1981	8	DNF
401	BAIRAMOVA Yuliia	UKR	13 JAN 1986	1	DNF

### Intermediate point leaders (Bib and Time):

1000 m :	217	3:43.54	2000 m :	217	7:20.93	3000 m :	217	15:00.91
4000 m :	346	15:00.98	5000 m :	346	18:52.22	6000 m :	73	22:38.85
7000 m :	51	26:22.41	8000 m :	73	30:11.35	9000 m :	123	34:00.68

Details: Start time:18:31 Temperature:+28°C Humidity:69%

As of 24/07/2017 at 19:14

### Legend

DQ = Disqualified  
DNF = Did Not Finish  
ORD = Order  
DNS = Did Not Start  
\* = Caution

Samsun(TUR), 23rd - 29th July 2017


ATW01\_73G 1.0

1



# RESULTS

RANK BIB SURNAME & NAME NOC ORD - 1 - - 2 - - 3 - - 4 - - 5 - - 6 - RESULT  
DATE OF BIRTH



## Javelin Throw - Men - First Round

WR	73.47	GARCIA ABREU Jesus	1981	VEN	TAIPEI	13 SEP 2009
DR	73.47	GARCIA ABREU Jesus		VEN	TAIPEI	13 SEP 2009

### QUALIFICAZIONE

1	450	GARCIA ABREU Jesus	VEN	9	68.02	66.14	-	68.02	Q
		23 SEP 1981							
2	378	THOR Theodor	SWE	4	63.69	-	-	63.69	Q
		07 OCT 1993							
3	49	XIN Shun	CHN	3	60.89	-	-	60.89	Q
		08 APR 1992							
4	185	SATO Kenta	JPN	17	60.03			60.03	Q
		30 AUG 1989							
5	371	TSYBIZOV Kirill	RUS	12	59.70	-	-	59.70	q
		04 JUL 1986							
6	170	MASETTI Matteo	ITA	11	56.55	59.29	-	59.29	q
		06 SEP 1996							
7	187	SATO Masamitsu	JPN	7	X	55.10	58.14	58.14	q
		20 JAN 1981							
8	324	ROZUMCZYK Tomasz	POL	8	58.10			58.10	q
		07 JUN 1989							
9	81	GONZALEZ ALFONSO Yoandi	CUB	14	X	56.62	56.22	56.62	q
		20 APR 1989							
10	387	AKBULUT Alperen	TUR	15	46.04	52.91	54.78	54.78	q
		20 JUL 1995							
11	214	KIPTARUS Ben	KEN	18	52.36	X	46.65	52.36	q
		04 SEP 1997							
12	153	KUMAR Ramesh	IND	13	49.46	50.50	50.75	50.75	q
		08 AUG 1997							
13	94	CANO GARCIA Salvador	ESP	6	44.74	47.63	44.61	47.63	
		05 MAY 1987							
14	228	OKOTH Stephen	KEN	10	X	46.29	43.28	46.29	
		19 JUL 1992							
15	154	KUMAR Sandeep	IND	1	41.21	41.66	42.69	42.69	
		10 NOV 1990							

### NOT RANKED

85	NOSEK Jakub	CZE	2	X	X	-	NM
	30 OCT 1989						
65	KOUNG Mpele	CMR	16				DNS
	23 DEC 1974						
251	ALSHEMERI Nawaf	KUW	5				DNS
	18 OCT 1988						

Qualification: 60.00 m (Q) or first 12 (q) to Final

#### Legend

DQ = Disqualified	DNS = Did Not Start
DNF = Did Not Finish	NM = No Result
- = Did Not Attempt	X = Failed
ORD = Order	

Samsun(TUR), 23rd - 29th July 2017

ATM01\_73R 1.0

1

Starting order	1 16	2 17	3 18	4	5	6	7	8	9	10	11	12	13	14	15
	154	85	49	378	251	94	187	324	450	228	170	371	153	81	387
	65	185	214												

**Details:**

Start time:19:30  
Finish Time:20:08

Temperature:+25°C  
Temperature:+24°C

Humidity:74%  
Humidity:75%

**As of 24/07/2017 at 20:10**

**Legend**

**DQ** = Disqualified  
**DNF** = Did Not Finish  
**-** = Did Not Attempt  
**ORD** = Order

**DNS** = Did Not Start  
**NM** = No Result  
**X** = Failed

Samsun(TUR), 23rd - 29th July 2017

ATM01\_73R 1.0





# RESULTS

RANK BIB SURNAME & NAME NOC DATE OF BIRTH LANE R.T. TIME



## 100 m - Women - Semifinal

WR	11.71	GIRAT RIVERO Suslaidy	1987	CUB	SOFIA	312013
DR	11.71	GIRAT RIVERO Suslaidy	1987	CUB	SOFIA	31 JUL 2013

### SEMIFINAL 1 OF 3

(Wind: 0.0 m/s)

1	80	GIRAT RIVERO Suslaidy	CUB	19 AUG 1987	4	0.212	12.21 Q
2	357	KLIMOVA Oxana	RUS	12 JUN 1990	3	0.280	12.57 Q
3	289	DEN EXTER Elaine	NED	23 MAR 1997	6	0.241	12.63 q
4	24	SADAVAYA Darya	BLR	31 MAR 1997	8	0.240	12.91
5	121	OUNSLEY Jodie	GBR	17 JAN 2001	2	0.218	13.03
6	131	SCHNEID Georgina	GER	09 OCT 1990	1	0.192	13.08
7	116	OMAR Makasidy	FRA	18 OCT 1991	7	0.270	13.35
8	32	CAO Yiqi	CHN	16 JAN 1993	5	0.275	13.72

Qualification: First 2 in each heat (Q) and 2 fastest (q) to Final

Details: Start time:19:40 Temperature:+26°C Humidity:73%

LANE	COMPETITOR	REACTION (SECONDS)	FINISH (METERS)
1	SCHNEID,Georgina	0.192	100.00
2	OUNSLEY,Jodie	0.218	99.50
3	KLIMOVA,Oxana	0.280	98.50
4	GIRAT RIVERO,Suslaid	0.212	100.00
5	CAO,Yiqi	0.275	97.50
6	DEN EXTER,Elaine	0.241	99.00
7	OMAR,Makasidy	0.270	98.00
8	SADAVAYA,Darya	0.240	97.00

As of 24/07/2017 at 19:41

### SEMIFINAL 2 OF 3

(Wind: +0.3 m/s)

1	174	KOMATSU Ayaka	JPN	25 JAN 1993	4	0.244	12.55 Q
2	349	GRISHINA Marina	RUS	24 OCT 1988	6	0.281	12.59 Q
3	27	ZHURBENKOVA Katsiaryna	BLR	05 MAY 1998	3	0.262	12.77
4	386	AKAY Aysun	TUR	30 OCT 1994	7	0.424	12.79
5	445	VANDERMEULEN Janna	USA	08 MAY 1990	5	0.282	13.19
6	441	SCOTT Jaida	USA	06 APR 2000	8	0.358	13.21
7	237	WAMIRA Rael	KEN	16 JUN 1997	1	0.273	13.52
8	105	OZERSKA Melisa	EST	02 NOV 1998	2	0.317	13.73

Qualification: First 2 in each heat (Q) and 2 fastest (q) to Final

Details: Start time:19:47 Temperature:+26°C Humidity:73%

#### Legend

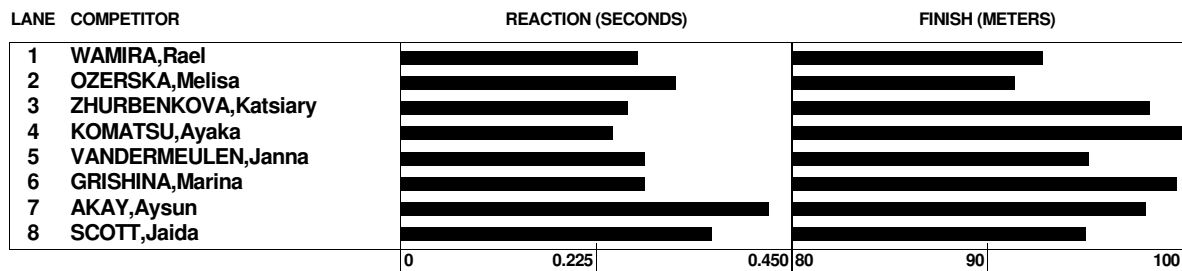
DQ = Disqualified  
DNF = Did Not Finish  
R.T. = Reaction

DNS = Did Not Start  
Fn = False Start

Samsun(TUR), 23rd - 29th July 2017

ATW01\_73A 1.0

1



As of 24/07/2017 at 19:49

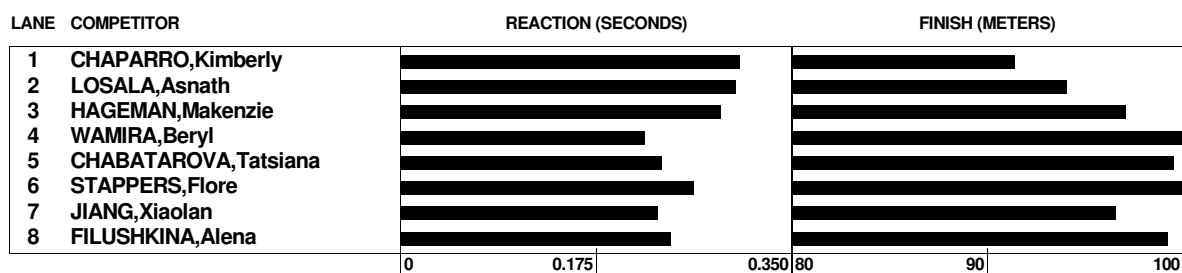
### SEMIFINAL 3 OF 3

(Wind: 0.0 m/s)

1	11	STAPPERS Flore	BEL	09 MAY 1995	6	0.263	12.59 Q
2	235	WAMIRA Beryl	KEN	20 JUN 1995	4	0.219	12.59 Q
3	12	CHABATAROVA Tatsiana	BLR	17 FEB 1984	5	0.234	12.65 q
4	345	FILUSHKINA Alena	RUS	05 DEC 1996	8	0.242	12.69
5	433	HAGEMAN Makenzie	USA	17 AUG 1993	3	0.287	12.97
6	41	JIANG Xiaolan	CHN	31 MAR 1991	7	0.230	13.04
7	119	LOSALA Asnath	GBR	24 AUG 1994	2	0.300	13.38
8	73	CHAPARRO Kimberly	COL	17 NOV 1995	1	0.304	13.78

Qualification: First 2 in each heat (Q) and 2 fastest (q) to Final

Details: Start time:19:53 Temperature:+26°C Humidity:73%



As of 24/07/2017 at 19:55

#### Legend

DQ = Disqualified  
DNF = Did Not Finish  
R.T. = Reaction

DNS = Did Not Start  
Fn = False Start

Samsun(TUR), 23rd - 29th July 2017

ATW01\_73A 1.0



# SUMMARY

RANK BIB SURNAME & NAME NOC DATE OF BIRTH HEAT LANE RANK WIND TIME



## 100 m - Women - Semifinal

WR	11.71	GIRAT RIVERO Suslaidy		1987	CUB	SOFIA					312013
DR	11.71	GIRAT RIVERO Suslaidy		1987	CUB	SOFIA					31 JUL 2013
1	80	GIRAT RIVERO Suslaidy	CUB	19 AUG 1987	1	4	1	0.0	12.21	Q	
2	174	KOMATSU Ayaka	JPN	25 JAN 1993	2	4	1	+0.3	12.55	Q	
3	357	KLIMOVA Oxana	RUS	12 JUN 1990	1	3	2	0.0	12.57	Q	
4	11	STAPPERS Flore	BEL	09 MAY 1995	3	6	1	0.0	12.59	Q	
5	349	GRISHINA Marina	RUS	24 OCT 1988	2	6	2	+0.3	12.59	Q	
6	235	WAMIRA Beryl	KEN	20 JUN 1995	3	4	2	0.0	12.59	Q	
7	289	DEN EXTER Elaine	NED	23 MAR 1997	1	6	3	0.0	12.63	q	
8	12	CHABATAROVA Tatsiana	BLR	17 FEB 1984	3	5	3	0.0	12.65	q	
9	345	FILUSHKINA Alena	RUS	05 DEC 1996	3	8	4	0.0	12.69		
10	27	ZHURBENKOVA Katsiaryna	BLR	05 MAY 1998	2	3	3	+0.3	12.77		
11	386	AKAY Aysun	TUR	30 OCT 1994	2	7	4	+0.3	12.79		
12	24	SADAVAYA Darya	BLR	31 MAR 1997	1	8	4	0.0	12.91		
13	433	HAGEMAN Makenzie	USA	17 AUG 1993	3	3	5	0.0	12.97		
14	121	OUNSLEY Jodie	GBR	17 JAN 2001	1	2	5	0.0	13.03		
15	41	JIANG Xiaolan	CHN	31 MAR 1991	3	7	6	0.0	13.04		
16	131	SCHNEID Georgina	GER	09 OCT 1990	1	1	6	0.0	13.08		
17	445	VANDERMEULEN Janna	USA	08 MAY 1990	2	5	5	+0.3	13.19		
18	441	SCOTT Jaida	USA	06 APR 2000	2	8	6	+0.3	13.21		
19	116	OMAR Makasidy	FRA	18 OCT 1991	1	7	7	0.0	13.35		
20	119	LOSALA Asnath	GBR	24 AUG 1994	3	2	7	0.0	13.38		
21	237	WAMIRA Rael	KEN	16 JUN 1997	2	1	7	+0.3	13.52		
22	32	CAO Yiqi	CHN	16 JAN 1993	1	5	8	0.0	13.72		
23	105	OZERSKA Melisa	EST	02 NOV 1998	2	2	8	+0.3	13.73		
24	73	CHAPARRO Kimberly	COL	17 NOV 1995	3	1	8	0.0	13.78		

Qualification: First 2 in each heat (Q) and 2 fastest (q) to Final

### Legend

DQ = Disqualified  
DNF = Did Not Finish  
R.T. = Reaction

DNS = Did Not Start  
Fn = False Start

Samsun(TUR), 23rd - 29th July 2017

ATW00\_74A 1.0

1



RANK BIB SURNAME & NAME NOC DATE OF BIRTH LANE R.T. TIME



100 m - Men - Semifinal

WR	10.21	GASKIN JR Wendell	1996	USA	SAN JOSE	01 JUN 1996
DR	10.61	GASKIN JR Wendell	1973	USA	COPENHAGEN	20 JUL 1997

SEMIFINAL 1 OF 3

(Wind: +0.3 m/s)

1	164	YADEGARI Hashem	IRI	26 MAY 1992	3	0.195	10.96 Q
2	375	LENOIR Kim	SUI	17 JAN 1996	7	0.169	11.12 Q
3	236	WAMIRA David	KEN	10 APR 1987	4	0.224	11.17
4	437	KOSS Taylor	USA	10 AUG 1993	5	0.259	11.27
5	82	LARRUDET GIL Erly	CUB	08 AUG 1985	8	0.370	11.27
6	415	PENDRAK Maksym	UKR	01 NOV 1990	6	0.168	11.30
7	276	MOHD REFIN Muhammad	MAS	27 JAN 1996	2	0.202	11.71
8	158	RAMACHANDRAN Yadukrishna	IND	30 DEC 1995	1	0.188	11.91

Qualification: First 2 in each heat (Q) and 2 fastest (q) to Final

Details: Start time:20:13 Temperature:+26°C Humidity:73%

LANE	COMPETITOR	REACTION (SECONDS)	FINISH (METERS)
1	RAMACHANDRAN, Yadukri	0.188	99.5
2	MOHD REFIN, Muhammad	0.202	98.5
3	YADEGARI, Hashem	0.195	99.5
4	WAMIRA, David	0.224	98.5
5	KOSS, Taylor	0.259	97.5
6	PENDRAK, Maksym	0.168	98.5
7	LENOIR, Kim	0.169	99.5
8	LARRUDET GIL, Erly	0.370	97.5

As of 24/07/2017 at 20:15

SEMIFINAL 2 OF 3

(Wind: +0.9 m/s)

1	436	JONES Nicholas	USA	23 JAN 1995	5	0.185	10.95 Q
2	336	BELIAKOV Aleksandr	RUS	08 JUN 1994	6	0.218	10.96 Q
3	42	LI Bin	CHN	11 JUL 1990	3	0.274	10.96 q
4	184	SASAKI Takuma	JPN	30 NOV 1993	4	0.214	11.13 q
5	325	STEMPURSKI Daniel	POL	18 JAN 1997	1	0.177	11.24
6	21	LAHADZIUK Artsiom	BLR	11 OCT 1994	2	0.189	11.35
7	72	CABEZAS ROSERO Janer	COL	04 OCT 1988	7	0.193	11.36
8	414	NOSENKO Mykola	UKR	16 JAN 1990	8	0.230	15.45

Qualification: First 2 in each heat (Q) and 2 fastest (q) to Final

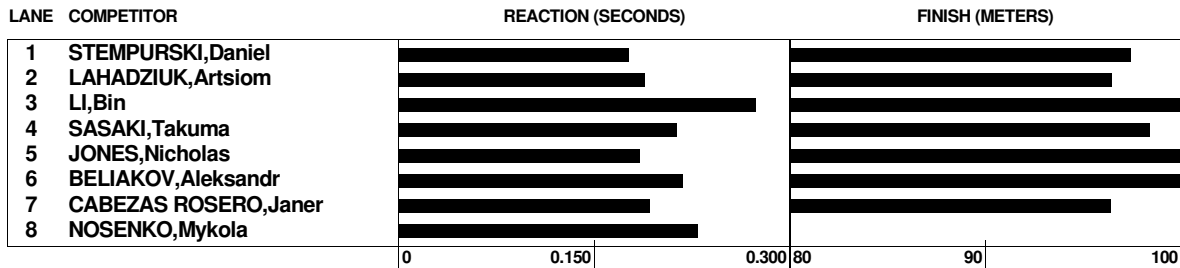
Details: Start time:20:22 Temperature:+26°C Humidity:73%

Legend

DQ = Disqualified  
DNF = Did Not Finish  
R.T. = Reaction

DNS = Did Not Start  
Fn = False Start





As of 24/07/2017 at 20:24

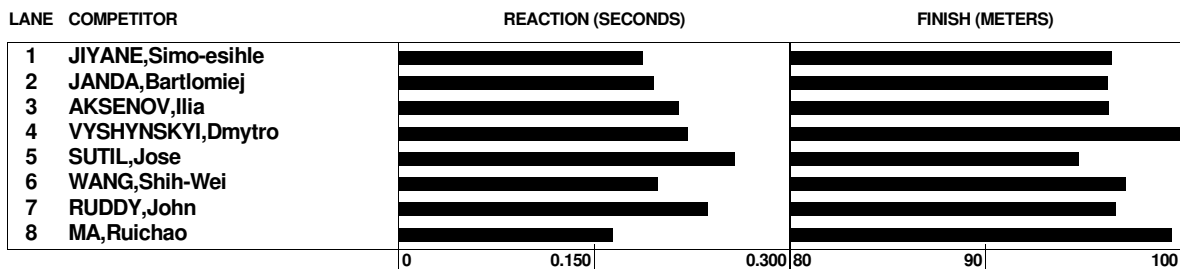
### SEMIFINAL 3 OF 3

(Wind: -0.2 m/s)

1	424	VYSHYNSKYI Dmytro	UKR	18 JUL 1996	4	0.222	10.96 Q
2	44	MA Ruichao	CHN	30 APR 1994	8	0.165	11.01 Q
3	385	WANG Shih-Wei	TPE	06 OCT 1992	6	0.199	11.28
4	122	RUDDY John	GBR	18 NOV 1990	7	0.238	11.34
5	329	JIYANE Simo-esihle	RSA	22 OCT 1996	1	0.188	11.36
6	332	AKSENOV Ilia	RUS	09 DEC 1990	3	0.215	11.38
7	317	JANDA Bartlomiej	POL	01 FEB 1993	2	0.196	11.39
8	452	SUTIL Jose	VEN	20 FEB 1994	5	0.258	11.57

Qualification: First 2 in each heat (Q) and 2 fastest (q) to Final

Details: Start time:20:28 Temperature:+24°C Humidity:78%



As of 24/07/2017 at 20:30

#### Legend

DQ = Disqualified  
DNF = Did Not Finish  
R.T. = Reaction  
DNS = Did Not Start  
Fn = False Start

Samsun(TUR), 23rd - 29th July 2017

ATM01\_73A 1.0





# SUMMARY

RANK BIB SURNAME & NAME NOC DATE OF BIRTH HEAT LANE RANK WIND TIME



## 100 m - Men - Semifinal

WR	10.21	GASKIN JR Wendell	1996	USA	SAN JOSE	01 JUN 1996
DR	10.61	GASKIN JR Wendell	1973	USA	COPENHAGEN	20 JUL 1997
1	436	JONES Nicholas	USA	23 JAN 1995	2 5 1 +0.9	<b>10.95</b> Q
2	336	BELIAKOV Aleksandr	RUS	08 JUN 1994	2 6 2 +0.9	<b>10.96</b> Q
3	42	LI Bin	CHN	11 JUL 1990	2 3 3 +0.9	<b>10.96</b> q
4	424	VYSHYNSKYI Dmytro	UKR	18 JUL 1996	3 4 1 -0.2	<b>10.96</b> Q
5	164	YADEGARI Hashem	IRI	26 MAY 1992	1 3 1 +0.3	<b>10.96</b> Q
6	44	MA Ruichao	CHN	30 APR 1994	3 8 2 -0.2	<b>11.01</b> Q
7	375	LENOIR Kim	SUI	17 JAN 1996	1 7 2 +0.3	<b>11.12</b> Q
8	184	SASAKI Takuma	JPN	30 NOV 1993	2 4 4 +0.9	<b>11.13</b> q
9	236	WAMIRA David	KEN	10 APR 1987	1 4 3 +0.3	<b>11.17</b>
10	325	STEMPURSKI Daniel	POL	18 JAN 1997	2 1 5 +0.9	<b>11.24</b>
11	437	KOSS Taylor	USA	10 AUG 1993	1 5 4 +0.3	<b>11.27</b>
12	82	LARRUDET GIL Erly	CUB	08 AUG 1985	1 8 5 +0.3	<b>11.27</b>
13	385	WANG Shih-Wei	TPE	06 OCT 1992	3 6 3 -0.2	<b>11.28</b>
14	415	PENDRAK Maksym	UKR	01 NOV 1990	1 6 6 +0.3	<b>11.30</b>
15	122	RUDDY John	GBR	18 NOV 1990	3 7 4 -0.2	<b>11.34</b>
16	21	LAHADZIUK Artsiom	BLR	11 OCT 1994	2 2 6 +0.9	<b>11.35</b>
17	329	JIYANE Simo-esihle	RSA	22 OCT 1996	3 1 5 -0.2	<b>11.36</b>
18	72	CABEZAS ROSERO Janer	COL	04 OCT 1988	2 7 7 +0.9	<b>11.36</b>
19	332	AKSENOV Iliia	RUS	09 DEC 1990	3 3 6 -0.2	<b>11.38</b>
20	317	JANDA Bartłomiej	POL	01 FEB 1993	3 2 7 -0.2	<b>11.39</b>
21	452	SUTIL Jose	VEN	20 FEB 1994	3 5 8 -0.2	<b>11.57</b>
22	276	MOHD REFIN Muhammad	MAS	27 JAN 1996	1 2 7 +0.3	<b>11.71</b>
23	158	RAMACHANDRAN Yadukrishna	IND	30 DEC 1995	1 1 8 +0.3	<b>11.91</b>
24	414	NOSENKO Mykola	UKR	16 JAN 1990	2 8 8 +0.9	<b>15.45</b>

Qualification: First 2 in each heat (Q) and 2 fastest (q) to Final

### Legend

DQ = Disqualified  
DNF = Did Not Finish  
R.T. = Reaction

DNS = Did Not Start  
Fn = False Start

Samsun(TUR), 23rd - 29th July 2017

ATM00\_74A 1.0

1



RANK BIB SURNAME & NAME NOC DATE OF BIRTH LANE R.T. TIME POINTS TOTAL



## 800 m - Heptathlon - Women

Heptathlon WR	5062	OLENKO Kairit	2008	EST	IZMIR	25 SEP 2008
Heptathlon DR	4930	KLECHKINA Anastasia	1994	RUS	SOFIA	31 JUL 2013

1	356	KLECHKINA Anastasia	RUS	04 AUG 1994	6	2:25.50	750	4911
2	20	KRAUTSOVA Liudmila	BLR	31 MAR 1998	3	2:25.85	746	3584
3	417	POTAPENKO Kateryna	UKR	14 APR 1988	7	2:26.87	733	4203
4	129	MERKER Felicitas	GER	06 MAR 1992	1	2:38.98	585	4023
5	106	SAEM Cathy	EST	14 DEC 1993	5	2:39.24	582	3482
6	126	BRUTSCHER Nadine	GER	15 JUL 1994	4	2:46.01	506	3500
7	206	PUTINTSEVA Yelena	KAZ	05 JAN 1981	2	2:53.13	432	2786
8	202	KHIZHNYAKOVA Olga	KAZ	27 FEB 1994	8	3:39.58	86	1914

### Intermediate point leaders (Bib and Time):

400 m : 356 1:07.63

### Details:

Start time:20:40

Temperature:+24°C

Humidity:78%

LANE	COMPETITOR	REACTION (SECONDS)	FINISH (METERS)
1	MERKER, Felicitas		
2	PUTINTSEVA, Yelena		
3	KRAUTSOVA, Liudmila		
4	BRUTSCHER, Nadine		
5	SAEM, Cathy		
6	KLECHKINA, Anastasia		
7	POTAPENKO, Kateryna		
8	KHIZHNYAKOVA, Olga		

As of 24/07/2017 at 20:54

### Legend

DQ = Disqualified  
DNF = Did Not Finish  
R.T. = Reaction

DNS = Did Not Start  
Fn = False Start

Samsun(TUR), 23rd - 29th July 2017

ATW01\_73A 1.0

1



RANK BIB SURNAME & NAME NOC DATE OF BIRTH LANE R.T. TIME POINTS TOTAL



## 800 m - Heptathlon - Women

Heptathlon WR	5062	OLENKO Kairit	2008	EST	IZMIR	25 SEP 2008
Heptathlon DR	4930	KLECHKINA Anastasia	1994	RUS	SOFIA	31 JUL 2013

1	356	KLECHKINA Anastasia	RUS	04 AUG 1994	6	2:25.50	750	4911
2	20	KRAUTSOVA Liudmila	BLR	31 MAR 1998	3	2:25.85	746	3584
3	417	POTAPENKO Kateryna	UKR	14 APR 1988	7	2:26.87	733	4203
4	129	MERKER Felicitas	GER	06 MAR 1992	1	2:38.98	585	4023
5	106	SAEM Cathy	EST	14 DEC 1993	5	2:39.24	582	3482
6	126	BRUTSCHER Nadine	GER	15 JUL 1994	4	2:46.01	506	3500
7	206	PUTINTSEVA Yelena	KAZ	05 JAN 1981	2	2:53.13	432	2786
8	202	KHIZHNYAKOVA Olga	KAZ	27 FEB 1994	8	3:39.58	86	1914

### Intermediate point leaders (Bib and Time):

400 m : 356 1:07.63

### Details:

Start time:20:40

Temperature:+24°C

Humidity:78%

LANE	COMPETITOR	REACTION (SECONDS)	FINISH (METERS)
1	MERKER, Felicitas		
2	PUTINTSEVA, Yelena		
3	KRAUTSOVA, Liudmila		
4	BRUTSCHER, Nadine		
5	SAEM, Cathy		
6	KLECHKINA, Anastasia		
7	POTAPENKO, Kateryna		
8	KHIZHNYAKOVA, Olga		

As of 24/07/2017 at 20:54

### Legend

DQ = Disqualified  
DNF = Did Not Finish  
R.T. = Reaction

DNS = Did Not Start  
Fn = False Start

Samsun(TUR), 23rd - 29th July 2017

ATW01\_73A 1.0

1



# RESULTS

RANK BIB SURNAME & NAME NOC YOB POINTS POINTS



## Heptathlon - Women

WR	5062	OLENKO Kairit	2008	EST	IZMIR	25 SEP 2008
DR	4930	KLECHKINA Anastasia	1994	RUS	SOFIA	31 JUL 2013

1	356	KLECHKINA Anastasia	RUS	1994	4911
2	417	POTAPENKO Kateryna	UKR	1988	4203
3	129	MERKER Felicitas	GER	1992	4023
4	20	KRAUTSOVA Liudmila	BLR	1998	3584
5	126	BRUTSCHER Nadine	GER	1994	3500
6	106	SAEM Cathy	EST	1993	3482
7	206	PUTINTSEVA Yelena	KAZ	1981	2786
8	202	KHIZHNYAKOVA Olga	KAZ	1994	1914

As of 24/07/2017 at 20:54

RANK	BIB	SURNAME & NAME	NOC	YOB	100mH	HJ	SP	200m	LJ	JT	800m	BEHIND
1	356	KLECHKINA Anastasia	RUS	1994	14.93 (-1.8) 851( 1)	1.59 724( 1) 1575( 1)	11.45 625( 2) 2200( 1)	26.99 (-0.5) 713( 1) 2913( 1)	5.30 (+1.7) 643( 1) 3556( 1)	36.76 605( 1) 4161( 1)	2:25.50 750( 1) 4911( 1)	4911
2	417	POTAPENKO Kateryna	UKR	1988	16.42 (-1.8) 664( 3)	1.53 655( 3) 1319( 2)	9.82 518( 4) 1837( 3)	27.64 (-0.5) 659( 3) 2496( 3)	5.15 (+0.9) 601( 2) 3097( 2)	24.52 373( 7) 3470( 2)	2:26.87 733( 3) 4203( 2)	4203 708
3	129	MERKER Felicitas	GER	1992	15.98 (-1.8) 717( 2)	1.44 555( 5) 1272( 3)	10.67 573( 3) 1845( 2)	27.37 (-0.5) 681( 2) 2526( 2)	4.90 (+1.2) 532( 4) 3058( 3)	24.88 380( 6) 3438( 3)	2:38.98 585( 4) 4023( 3)	4023 888
4	20	KRAUTSOVA Liudmila	BLR	1998	20.11 (-1.8) 293( 5)	1.50 621( 4) 914( 5)	8.38 424( 7) 1338( 5)	29.12 (-0.5) 545( 6) 1883( 5)	4.69 (+1.6) 477( 6) 2360( 6)	30.08 478( 3) 2838( 6)	2:25.85 746( 2) 3584( 4)	3584 1327
5	126	BRUTSCHER Nadine	GER	1994	21.97 (-1.8) 159( 8)	1.56 689( 2) 848( 6)	8.80 451( 6) 1299( 6)	29.06 (-0.5) 550( 5) 1849( 6)	5.07 (+1.8) 578( 3) 2427( 4)	34.76 567( 2) 2994( 4)	2:46.01 506( 6) 3500( 5)	3500 1411
6	106	SAEM Cathy	EST	1993	18.41 (-1.8) 447( 4)	1.44 555( 5) 1002( 4)	7.57 372( 8) 1374( 4)	28.80 (-0.5) 569( 4) 1943( 4)	4.70 (+1.9) 479( 5) 2422( 5)	30.05 478( 3) 2900( 5)	2:39.24 582( 5) 3482( 6)	3482 1429

### Legend

DQ = Disqualified  
DNF = Did Not Finish

DNS = Did Not Start  
NM = No Result

Samsun(TUR), 23rd - 29th July 2017

ATW01\_73

1

7	206	<b>PUTINTSEVA Yelena</b>	KAZ	20.49	1.26	9.83	30.56	4.19	26.39	2:53.13	<b>2786</b>
			1981	(-1.8)			(-0.5)	(+1.9)			2125
				<b>263</b> ( 6)	<b>369</b> ( 7)	<b>518</b> ( 4)	<b>444</b> ( 7)	<b>352</b> ( 8)	<b>408</b> ( 5)	<b>432</b> ( 7)	
					<b>632</b> ( 7)	<b>1150</b> ( 7)	<b>1594</b> ( 7)	<b>1946</b> ( 7)	<b>2354</b> ( 7)	<b>2786</b> ( 7)	
8	202	<b>KHIZHNYAKOVA Olga</b>	KAZ	21.14	1.08	11.73	40.20	4.40	22.72	3:39.58	<b>1914</b>
			1994	(-1.8)			(-0.5)	(+1.7)			2997
				<b>215</b> ( 7)	<b>205</b> ( 8)	<b>643</b> ( 1)	<b>22</b> ( 8)	<b>403</b> ( 7)	<b>340</b> ( 8)	<b>86</b> ( 8)	
					<b>420</b> ( 8)	<b>1063</b> ( 8)	<b>1085</b> ( 8)	<b>1488</b> ( 8)	<b>1828</b> ( 8)	<b>1914</b> ( 8)	

#### Legend

**DQ** = Disqualified  
**DNF** = Did Not Finish

**DNS** = Did Not Start  
**NM** = No Result

Samsun(TUR), 23rd - 29th July 2017

ATW01\_70A 1.0

2





## RECORDS BROKEN BY EVENT DAY 2

EVENT	DATE	ROUND	BIB	NAME	NAT	BORN	RESULT	RECORDS
-------	------	-------	-----	------	-----	------	--------	---------

### Pole Vault

#### Men

24 July 2017	Final	344	FILLIPOV Kirill	RUS	1987	4.81 m	DR
--------------	-------	-----	-----------------	-----	------	--------	----

### 400m H

#### Women

24 July 2017	Final	354	KHALADZHAN Asya	RUS	1992	1:00.22	WR,DR
24 July 2017	Final	340	CHERNYSHEVA Victoria	RUS	1998	1:04.20	WJR

### 1500m


#### Men

24 July 2017	Final	216	KOECH John	KEN	1986	3:48.95	DR
24 July 2017	Final	109	GEBREMARIAM Girmay	ETH	1998	3:54.31	WJR





LN/ORD BIB SURNAME & NAME NOC DATE OF BIRTH S.BEST P.BEST



### Javelin Throw - Men - Final

WR	73.47	GARCIA ABREU Jesus	1981	VEN	TAIPEI	13 SEP 2009
DR	73.47	GARCIA ABREU Jesus		VEN	TAIPEI	13 SEP 2009

#### FINAL

25 JUL 2017 16:00

1	49	XIN Shun	CHN	08 APR 1992	61.49	A
2	324	ROZUMCZYK Tomasz	POL	07 JUN 1989	63.00	A
3	185	SATO Kenta	JPN	30 AUG 1989	63.71	A
4	214	KIPTARUS Ben	KEN	04 SEP 1997	52.36	A
5	187	SATO Masamitsu	JPN	20 JAN 1981	58.14	A
6	170	MASETTI Matteo	ITA	06 SEP 1996	67.01	A
7	81	GONZALEZ ALFONSO Yoandi	CUB	20 APR 1989	60.10	A
8	371	TSYBIZOV Kirill	RUS	04 JUL 1986	62.24	A
9	387	AKBULUT Alperen	TUR	20 JUL 1995	54.84	A
10	450	GARCIA ABREU Jesus	VEN	23 SEP 1981	68.70	A
11	378	THOR Theodor	SWE	07 OCT 1993	72.46	A
12	153	KUMAR Ramesh	IND	08 AUG 1997	56.69	A

#### Deaflympics Records

73.47	GARCIA ABREU Jesus	VEN TAIPEI	13 SEP 2009
67.64	SOLEM John	NOR CHRISTCHURCH	15 JAN 1989
56.36	SMITH Dean	AUS CHRISTCHURCH	13 JAN 1989



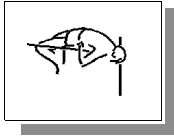
### 110 m Hurdles - Men - Final

WR	14.40	HEMBROUGH Joshua	1988	USA	WEST LAFAYET	24 APR 2010
DR	14.04	MHEMBROUGH Joshua	1988	USA	SOFIA	02 AUG 2013

25 JUL 2017 17:00

1	47	WANG Yingchang	CHN	14 MAY 1992	15.19	A
2	431	GREEN Darrion	USA	01 JAN 1999	14.90	A
3	372	TYSHENKO Alan	RUS	16 MAR 1989	14.43	A
4	257	GREINIS Maris	LAT	25 FEB 1981	15.04	A
5	434	HAHN Gunner	USA	10 JAN 1995	15.95	B
6	18	KOZICH Aliaksandr	BLR	09 OCT 1987	15.90	A
7	361	KULIKOV Maxim	RUS	30 MAY 1984	14.97	A
8	358	KNYAZEV Vladislav	RUS	20 FEB 1987	14.74	A

Deaflympics Records				
14.04	M	HEMBROUGH Joshua	1988	USA SOFIA 02 AUG 2013
14.30	M	SKOMOROKHOV Vyachesla		URS BELGRADE 13 AUG 1969
15.20	M	HILLE Christian		GER HELSINKI 08 AUG 1961
16.40	M	MCBRIDE Ted		USA MILAN 27 AUG 1957
17.00	M	GUT Rene		GER BRUSSELS 19 AUG 1953
17.00	M	TULKE Georg		GER STOCKHOLM 27 AUG 1939
17.80	M	KAURELA Valentin		FIN LONDON 21 AUG 1935
19.40	M	KRAEMER Fritz		GER NUREMBERG 23 AUG 1931
19.80	M	POCHON Edgard		POL AMSTERDAM 20 AUG 1928
20.60	M	RUPELLAND YVES		FRA PARIS 13 AUG 1924



## High Jump - Men - Final

WR	2.12	KUEHN Patrick	1961	USA	AUSTIN	27 JUL 1984
DR	2.08	LANDAR Alexey	1987	RUS	TAIPEI	12 SEP 2009

25 JUL 2017 17:10

1	343	FEDORENKOV Denis	RUS	18 MAR 1996	2.06	A
2	152	KARTHIK Saravanan	IND	26 MAR 1996	1.90	A
3	355	KHILENKO Konstantin	RUS	26 AUG 1995	2.03	A
4	175	MAEJIMA Hiroyuki	JPN	15 MAY 1988	1.93	A
5	162	SALEHI Mohammadhadi	IRI	13 SEP 1984	1.95	A
6	22	MAISTRENKA Aliaksandr	BLR	27 APR 2000	1.93	A
7	159	SIDHU Gursimran	IND	03 JAN 1997	1.75	B
8	17	HRALKO Raman	BLR	28 MAR 1992	2.05	A
9	148	HORVATH Laszlo	HUN	10 APR 1992	1.95	A

Deaflympics Records				
2.08	LANDAR Alexey	1987	RUS TAIPEI	12 SEP 2009
2.05	IAKUNIN Kostantin		URS CHRISTCHURCH	09 JAN 1989
2.03	BROWN Jeffrey		USA LOS ANGELES	11 JUL 1985
2.02	VASSILEV Nikolai		BUL BUCHAREST	19 JUL 1977
2.01	FOREST Harold		USA MALMOE	22 JUL 1973
1.90	KEGLER Frank		GDR BELGRADE	13 AUG 1969
1.90	SLUTSKY Emmanuel		URS WASHINGTON	01 JUL 1965
1.77	SODERGARD Bror-Erik		FIN COPENHAGEN	13 AUG 1949
1.72	LEHTONEN Veikko		FIN LONDON	19 AUG 1935
1.70	NISSEN Hans		DEN NUREMBERG	23 AUG 1931



## 100 m - Women - Final

WR	11.71	GIRAT RIVERO Suslaidy	1987	CUB	SOFIA	31 JUL 2013
DR	11.71	GIRAT RIVERO Suslaidy	1987	CUB	SOFIA	31 JUL 2013

FINAL

25 JUL 2017 17:30

1	345	FILUSHKINA Alena	RUS	05 DEC 1996	12.69
2	12	CHABATAROVA Tatsiana	BLR	17 FEB 1984	12.65
3	349	GRISHINA Marina	RUS	24 OCT 1988	12.59
4	357	KLIMOVA Oxana	RUS	12 JUN 1990	12.57
5	80	GIRAT RIVERO Suslaidy	CUB	19 AUG 1987	12.21
6	174	KOMATSU Ayaka	JPN	25 JAN 1993	12.55
7	235	WAMIRA Beryl	KEN	20 JUN 1995	12.59
8	289	DEN EXTER Elaine	NED	23 MAR 1997	12.63

Deaflympics Records				
11.71	GIRAT RIVERO	Suslaidy	1987	CUB SOFIA 31 JUL 2013
12.04	JECKSON	Sherrie		USA LOS ANGELES 11 JUL 1985
12.40	DABAT	Michele		FRA MALMO 22 JUL 1973
12.40	IVANOVA	Nina		URS BELGRADE 11 AUG 1969
12.50	DOERING	Gerda		POL WASHINGTON 28 JUN 1965
12.50	REDKINA	Antonina		URS WASHINGTON 28 JUN 1965
12.80	PAVLUNINA	Klavdia		URS HELSINKI 7/961
12.80	SAMPSON	Barbara		USA HELSINKI 7/961
13.10	NUBEK	Anna		URS MILAN 29 AUG 1957



## Hammer Throw - Men - Final

WR	63.71	MORIMOTO Masatoshi	1985	JPN	AMAGASAKI	18 MAY 2013
DR	62.69	BGAN MAXIM	1988	RUS	SOFIA	31 JUL 2013

25 JUL 2017 17:40

1	384	LIN Ken	TPE	25 AUG 1985	50.00	A
2	391	CAKIR Muhammed	TUR	20 SEP 1995	54.00	A
3	173	ISHIDA Takamasa	JPN	05 NOV 1986	53.63	A
4	446	WEIS Alex	USA	15 AUG 1994	55.73	A
5	350	KALMYKOV Dmitry	RUS	28 FEB 1992	52.18	A
6	316	DRAGAN Piotr	POL	13 JUN 1980	50.81	A
7	37	GAO Yongqiang	CHN	09 OCT 1984	44.50	B
8	435	HOCKMAN Jacob	USA	15 MAR 1994	48.52	A
9	337	BGAN Maxim	RUS	02 SEP 1988	60.03	A
10	416	POLUKHIN Yevhen	UKR	06 FEB 1992	54.11	A

Deaflympics Records				
62.69	BGAN MAXIM		1988	RUS SOFIA 31 JUL 2013
61.08	MORIMOTO Masatoshi			JPN TAIPEI 9/009
56.60	MOERS Willard			USA COPENHAGEN 23 JUL 1997
51.78	WITHROW JR. Thomas			USA LOS ANGELES 16 JUL 1975
50.70	GARBERG Olaf			NOR WASHINGTON 02 JUL 1965



## 100 m - Men - Final

WR	10.21	GASKIN JR Wendell	1973	USA	SAN JOSE	01 JUN 1996
DR	10.61	GASKIN JR Wendell	1973	USA	COPENHAGEN	20 JUL 1997

FINAL

25 JUL 2017 17:50

1	184	SASAKI Takuma	JPN	30 NOV 1993	11.13
2	42	LI Bin	CHN	11 JUL 1990	10.96
3	424	VYSHYNSKYI Dmytro	UKR	18 JUL 1996	10.96
4	436	JONES Nicholas	USA	23 JAN 1995	10.95
5	164	YADEGARI Hashem	IRI	26 MAY 1992	10.96
6	336	BELIAKOV Aleksandr	RUS	08 JUN 1994	10.96
7	375	LENOIR Kim	SUI	17 JAN 1996	11.12
8	44	MA Ruichao	CHN	30 APR 1994	11.01

Deaflympics Records				
10.61	GASKIN JR Wendell	1973	USA	COPENHAGEN
				20 JUL 1997



## 3000 m Steeplechase - Men - Final

WR	8:50.39	NOWAK Rafal	1975	POL	BYDGOSZCZ	11 AUG 2011
DR	9:07.22	NOWAK Rafal	1975	POL	TAIPEI	11 SEP 2009

25 JUL 2017 18:30

1	201	KASSEN OV Bakhtiyar	KAZ	21 MAY 1984	10:20.00	B
2	341	ELNIKOV Alexey	RUS	23 JUN 1991	9:31.19	A
3	382	CHU Chun-Che	TPE	11 JUL 1995	9:30.00	A
4	229	OMARI Peter	KEN	21 DEC 1991	9:46.60	A
5	238	WANJIRU Lucas	KEN	03 MAR 1989	9:28.80	A
6	320	MARCINKIEWICZ Adrian	POL	27 JUN 1993	9:20.00	A
7	323	NOWAK Rafal	POL	26 APR 1975	9:10.00	A
8	212	KIPKEMOI Jacob	KEN	30 MAR 1988	9:42.40	A

Deaflympics Records				
9:07.22	NOWAK Rafal	1975	POL	TAIPEI
9:15.80	MZAPFE Wilfred		GDR	MALMOE
9:18.00	MKOT Adam		POL	BELGRADE
				11 SEP 2009
				26 JUL 1973
				10 AUG 1969



## 400 m - Men - First Round

WR	45.29	GASKIN Wendel Jr	19973	USA	KNOXVILLE	17 JUL 1994
DR	47.09	GASKIN Jr. Wendell	1973	USA	SOFIA	27 JUL 1993

### HEAT 1 OF 7

25 JUL 2017 19:00

1	48	WANG Yingzhe	CHN	14 MAY 1992	48.57	A
2	398	ORTAC Serdar	TUR	24 JAN 1997	52.00	A
3	269	ABD RAHIM Danish	MAS	02 JAN 1996	53.27	B
4	108	DESALEGN Sitote	ETH	28 MAR 1999	52.07	A
5	436	JONES Nicholas	USA	23 JAN 1995	50.52	A
6	327	ZAGAJEWSKI Rafal	POL	20 OCT 1997	50.50	A
7	418	RUDENKO Dmytro	UKR	12 JUN 1990	48.58	A
8	451	GUILLEN GUAINA Orlando	VEN	19 APR 1998	53.38	B

### HEAT 2 OF 7

25 JUL 2017 19:05

2	23	RAHULIA Uladzislau	BLR	24 APR 1998	52.00	A
3	96	GOMEZ AYALA Victor	ESP	17 SEP 1996	52.10	A
4	279	SUMUN Mohammad	MAU	20 JAN 1991	53.10	B
5	221	MUGO Kelvin	KEN	13 NOV 1994	50.40	A
6	120	ORAM Malachi	GBR	08 FEB 1996	53.39	B
7	388	BAYDAS Hasan	TUR	10 APR 1994	50.70	A
8	405	DRACH Sergii	UKR	02 APR 1988	48.61	A

## HEAT 3 OF 7

25 JUL 2017 19:10

2	64	KAMBIWA Moyopo	CMR	05 DEC 1974	47.78	A
3	292	KARKI Balaram	NEP	27 MAR 1994	52.50	A
4	5	NACEUR Mohamed	ALG	11 OCT 1989	51.15	A
5	182	OSANAI Satoshi	JPN	21 JUL 1990	49.91	A
6	79	ALMIRA ESPINOSA Roberto	CUB	13 DEC 1992	49.85	A
7	259	ABURZIZA Salih	LBA	16 FEB 2001	52.55	B
8	88	FELIX GALVEZ Carlos	DOM	16 NOV 1999	51.17	A

## HEAT 4 OF 7

25 JUL 2017 19:15

1	28	MENDES Lucas	BRA	02 MAR 1996	52.30	A
2	399	SUZEN Yasin	TUR	10 FEB 1994	48.14	A
3	167	AL-AZZAWI Basim	IRQ	10 AUG 1990	50.75	A
4	319	KULPA Michal	POL	11 JUN 1987	50.30	A
5	135	AYISI Austine	GHA	19 MAR 1991	53.00	B
6	374	ENCI Tadej	SLO	19 AUG 1994	49.32	A
7	467	AZIZI Ahmad	AFG	25 APR 1987	1:02.00	
8	224	MWANTHI Saulo	KEN	23 SEP 1991	51.50	A

## HEAT 5 OF 7

25 JUL 2017 19:20

1	321	MIADZEL Lukasz	POL	12 AUG 1986	51.00	A
2	249	ALHARBI Yousuf	KUW	17 MAY 1989	53.00	B
3	117	GRAHAM Mitchell	GBR	05 MAR 1993	52.39	A
4	301	NWABENU Uche	NGR	15 NOV 1993	51.66	A
5	166	AL SAEDI Zaid	IRQ	02 SEP 1995	53.70	B
6	36	GAO Qingquan	CHN	19 AUG 1992	49.42	A
7	470	ADONIJA Benson	KEN	07 JUL 1992	50.10	A
8	430	FURLOUGH Delvin	USA	27 AUG 1989	48.11	A

## HEAT 6 OF 7

25 JUL 2017 19:25

1	155	KURIAKOSE Jijo	IND	21 JUN 1989	51.80	A
2	4	HAMOUDI Walid	ALG	21 JAN 1996	53.06	B
3	273	ISMAIL Muhammed	MAS	31 MAY 1996	53.69	B
5	439	PERRY Brady	USA	23 NOV 1999	50.32	A
6	330	ABDRAKHMANOV Artur	RUS	16 MAY 1986	49.21	A
7	302	OLANIYAN Tope	NGR	23 SEP 1997	52.24	A
8	196	YAMADA Maki	JPN	07 JUN 1997	48.25	A

## HEAT 7 OF 7

25 JUL 2017 19:30

2	280	SOTO Fabian	MEX	20 JAN 1987	50.02	A
3	75	MOSQUERA Roberto	COL	22 FEB 1995	52.70	B
4	369	SHARAPO Anton	RUS	01 DEC 1995	49.47	A
5	307	USMAN Garba	NGR	24 JAN 1977	52.48	A
6	277	MUHAMAD Nur	MAS	27 OCT 1999	51.48	A
7	89	MELENCIANO REYES Christo	DOM	13 MAY 1998	47.98	A
8	204	LAKTIONOV Dmitriy	KAZ	17 SEP 1998	51.00	A

Qualification: First 3 in each heat (Q) and 3 fastest (q) to Semifinal

Deaflympics Records				
47.09	GASKIN Jr. Wendell	1973	USA SOFIA	27 JUL 1993
47.00	M BOND Leo		USA BUCHAREST	24 JUL 1977
47.50	M POLLAKOWSKI Gert		GDR MALMOE	27 JUL 1973
48.00	M DAMBERGS Nikolajs		URS BELGRADE	13 AUG 1969
48.90	M DZHURUZ Leonid		URS WASHINGTON	01 JUL 1965
49.70	M WERNIMONT Dennis		USA MILAN	28 AUG 1957
49.70	M PEDERSEN Willy		DEN MILAN	28 AUG 1957
50.80	M WERNIMONT Dennis		USA MILAN	26 AUG 1957
51.20	M SMITH Edwin		USA MILAN	26 AUG 1957
51.60	M BAATH Bertil		USA STOCKHOLM	27 AUG 1939



## Long Jump - Men - First Round

WR	7.94	SMITH Charles	1966	USA	NEW BRITAIN	30 JUL 1983
DR	7.63	SMITH Dean	1967	AUS	CHRISTCHURCH	10 JAN 1989

### GROUP A

25 JUL 2017 19:10

1	285	KEITA Moussa	MLI	05 AUG 1990	7.00	A
2	157	PALLATHU SUBHASH Ajeesh	IND	04 AUG 1994	6.12	B
3	403	DANYLCHENKO Volodymyr	UKR	12 OCT 1992	6.61	A
4	133	AMEGASHIE Eugene	GHA	13 NOV 1990	8.60	A
5	56	AMON Patrick	CIV	08 OCT 1989	6.78	A
6	425	ANDERSON Jadan	USA	07 JAN 2000	6.45	A
7	141	LARTEY Gabriel	GHA	17 APR 1997	6.20	B
8	257	GRENINS Maris	LAT	25 FEB 1981	6.94	A
9	343	FEDORENKOV Denis	RUS	18 MAR 1996	6.86	A
10	18	KOZICH Aliaksandr	BLR	09 OCT 1987	6.55	A
11	68	TAGNE Mountessou	CMR	18 JAN 1990	6.80	A
12	249	ALHARBI Yousuf	KUW	17 MAY 1989	6.32	A
13	367	PAKIN Ivan	RUS	18 MAY 1991	7.09	A

### GROUP B

25 JUL 2017 20:10

1	17	HRALKO Raman	BLR	28 MAR 1992	7.10	A
2	70	YEMELE Dongmeza	CMR	29 JAN 1982	6.84	A
3	464	DUVAL Jean	MAU	16 JUL 1994	6.52	
4	328	COSTA Hemilton	POR	29 JUN 1991	6.72	A
5	138	BROWN Teddy	GHA	20 OCT 1987	6.10	B
6	85	NOSEK Jakub	CZE	30 OCT 1989	7.25	A
7	22	MAISTRENKA Aliaksandr	BLR	27 APR 2000	6.51	A
8	245	ALAJMI Abdullah	KUW	02 JAN 1984	6.00	A
9	247	ALAJMI Shebeeb	KUW	12 MAR 1986	6.32	A
10	50	XU Zhenqing	CHN	20 FEB 1989	6.99	A
11	361	KULIKOV Maxim	RUS	30 MAY 1984	6.94	A
12	380	SAWASDEE Surachai	THA	25 MAR 1995	6.24	B
13	452	SUTIL Jose	VEN	20 FEB 1994	6.62	A
14	258	SOKLAKOV Sergejs	LAT	21 JAN 1995	6.83	A

Qualification: 7.00 m (Q) or first 12 (q) to Final


Deaflympics Records					
7.63	SMITH Dean	1967	AUS CHRISTCHURCH	10 JAN 1989	
7.33	BEDNAREK Miroslaw		FRG LOS ANGELES	12 JUL 1985	
7.19	SAYEVKY Oleksandr		URS BUCHAREST	20 JUL 1977	
7.15	HANNU Vesa		FIN BELGRADE	1/969	
6.94	SIMONENKO Anatole		URS MILAN	27 AUG 1957	
6.73	ASTROM Karl		SWE STOCKHOLM	26 AUG 1939	
6.40	REINMUND Paul		FRA LONDON	21 AUG 1935	
5.81	RUELLAND Yves		FRA PARIS	14 AUG 1924	





# RESULTS

RANK BIB SURNAME & NAME NOC ORD - 1 - - 2 - - 3 - - 4 - - 5 - - 6 - RESULT  
DATE OF BIRTH



## Javelin Throw - Men - Final

WR	73.47	GARCIA ABREU Jesus	1981	VEN	TAIPEI	13 SEP 2009
DR	73.47	GARCIA ABREU Jesus		VEN	TAIPEI	13 SEP 2009

### FINAL

1	49	XIN Shun	CHN	1	60.25	63.47	66.63	63.60	X	X	<b>66.63</b>
2	378	THOR Theodor	SWE	11	63.83	66.58	64.70	65.19	66.01	61.70	<b>66.58</b>
3	450	GARCIA ABREU Jesus	VEN	10	64.79	X	64.63	60.83	60.13	60.80	<b>64.79</b>
4	185	SATO Kenta	JPN	3	63.72	57.59	61.73	X	63.47	62.03	<b>63.72</b>
5	371	TSYBIZOV Kirill	RUS	8	62.83	63.06	61.98	X	X	59.75	<b>63.06</b>
6	170	MASETTI Matteo	ITA	6	54.10	61.69	X	54.72	X	X	<b>61.69</b>
7	324	ROZUMCZYK Tomasz	POL	2	59.01	57.29	58.91	54.94	60.29	56.32	<b>60.29</b>
8	187	SATO Masamitsu	JPN	5	59.51	X	X	-	X	53.89	<b>59.51</b>
9	81	GONZALEZ ALFONSO Yoandi	CUB	7	56.58	58.20	X				<b>58.20</b>
10	153	KUMAR Ramesh	IND	12	48.80	X	51.49				<b>51.49</b>
11	387	AKBULUT Alperen	TUR	9	X	X	50.84				<b>50.84</b>
12	214	KIPTARUS Ben	KEN	4	39.65	44.60	47.00				<b>47.00</b>

Starting order	1	2	3	4	5	6	7	8	9	10	11	12			
Initial	49	324	185	214	187	170	81	371	387	450	378	153			
4th and 5th and 6th at.	324	187	170	371	185	450	378	49							

#### Details:

Start time:16:00  
Finish Time:16:58

Temperature:+29°C  
Temperature:+29°C

Humidity:56%  
Humidity:56%

As of 25/07/2017 at 16:59

#### Legend

DQ = Disqualified  
DNF = Did Not Finish  
- = Did Not Attempt  
ORD = Order

DNS = Did Not Start  
NM = No Result  
X = Failed

Samsun(TUR), 23rd - 29th July 2017

ATM01\_73R 1.0

1





# RESULTS

**REVISED**

RANK BIB SURNAME & NAME NOC DATE OF BIRTH LANE R.T. TIME



## 110 m Hurdles - Men - Final

WR	14.40	HEMBROUGH Joshua	1988	USA	WEST LAFAYET	24 APR 2010
DR	14.04	MHEMBROUGH Joshua	1988	USA	SOFIA	02 AUG 2013

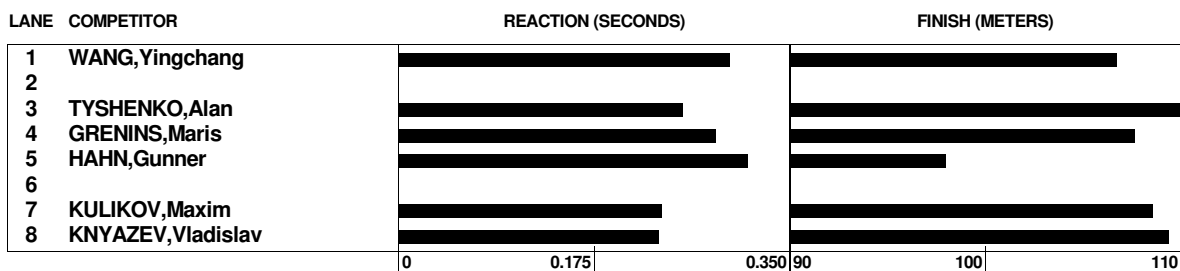
(Wind: -2.9 m/s)

1	372	TYSHENKO Alan	RUS	16 MAR 1989	3	0.254	<b>14.98</b>
2	358	KNYAZEV Vladislav	RUS	20 FEB 1987	8	0.233	<b>15.07</b>
3	361	KULIKOV Maxim	RUS	30 MAY 1984	7	0.236	<b>15.18</b>
4	257	GRENINS Maris	LAT	25 FEB 1981	4	0.284	<b>15.31</b>
5	47	WANG Yingchang	CHN	14 MAY 1992	1	0.296	<b>15.44</b>
6	434	HAHN Gunner	USA	10 JAN 1995	5	0.313	<b>16.82</b>

## NOT RANKED

18	KOZICH Aliaksandr	BLR	09 OCT 1987	6	DNF
431	GREEN Darrion	USA	01 JAN 1999	2	DQ IAAF 168.7/a

Details: Start time:16:00 Temperature:+31°C Humidity:42%



As of 25/07/2017 at 18:14

### Legend

DQ = Disqualified  
DNF = Did Not Finish  
R.T. = Reaction

DNS = Did Not Start  
Fn = False Start

Samsun(TUR), 23rd - 29th July 2017

ATM01\_73A 1.0

1



## RESULTS

RANK BIB SURNAME & NAME NOC ORD 1.70 1.75 1.80 1.85 1.90 1.93 1.96 1.99 2.02 2.05 RESULT  
DATE OF BIRTH 2.07 2.09 2.11 2.13



### High Jump - Men - Final

WR	2.12	KUEHN Patrick	1961	USA	AUSTIN	27 JUL 1984
DR	2.08	LANDAR Alexey	1987	RUS	TAIPEI	12 SEP 2009

1	343	FEDORENKOV Denis	18 MAR 1996	RUS	1	-	XO	O	XO	O	O	-	O	-	O	O	2.13	WR
2	17	HRALKO Raman	28 MAR 1992	BLR	8	-	O	X-	XX	-	O	-	O	O	O	O	2.07	
3	355	KHILENKO Konstantin	26 AUG 1995	RUS	3	-	-	-	-	O	O	-	O	O	xxx		1.99	
4	162	SALEHI Mohammadhadi	13 SEP 1984	IRI	5	-	O	O	XO	O	O	O	xxx				1.93	
5	175	MAEJIMA Hiroyuki	15 MAY 1988	JPN	4	-	O	O	O	O	O	xxx					1.90	
6	22	MAISTRENKA Aliaksandr	27 APR 2000	BLR	6	-	-	O	O	xxx							1.85	
6	148	HORVATH Laszlo	10 APR 1992	HUN	9	-	-	O	O	xxx							1.85	
8	152	KARTHIK Saravanan	26 MAR 1996	IND	2	-	O	O	xxO	xxx							1.85	
9	159	SIDHU Gursimran	03 JAN 1997	IND	7	XO	-	XO	xxx								1.80	

#### Details:

Start time:17:10  
Finish Time:18:32

Temperature:+27°C  
Temperature:+25°C

Humidity:63%  
Humidity:61%

As of 25/07/2017 at 18:33

#### Legend

DQ = Disqualified  
DNF = Did Not Finish  
X = Failed  
- = Did Not Attempt

DNS = Did Not Start  
NM = No Result  
O = Cleared  
ORD = Order

Samsun(TUR), 23rd - 29th July 2017

ATM01\_73M 1.0

1

**REVISED**



## RESULTS

RANK	BIB	SURNAME & NAME	NOC	DATE OF BIRTH	LANE	R.T.	TIME
WR	11.71	GIRAT RIVERO Suslaidy	1987	CUB	SOFIA		31 JUL 2013
DR	11.71	GIRAT RIVERO Suslaidy	1987	CUB	SOFIA		31 JUL 2013

As of 25/07/2017 at 17:41

(Wind: -1.9 m/s)

1	80	GIRAT RIVERO Suslaidy	CUB	19 AUG 1987	5	0.237	12.40
2	235	WAMIRA Beryl	KEN	20 JUN 1995	7	0.232	12.59
3	349	GRISHINA Marina	RUS	24 OCT 1988	3	0.233	12.66
4	174	KOMATSU Ayaka	JPN	25 JAN 1993	6	0.203	12.68
5	357	KLIMOVA Oxana	RUS	12 JUN 1990	4	0.289	12.73
6	289	DEN EXTER Elaine	NED	23 MAR 1997	8	0.208	12.78
7	345	FILUSHKINA Alena	RUS	05 DEC 1996	1	0.228	12.92

## NOT RANKED

11	STAPPERS Flore	BEL	09 MAY 1995	9	DNS
12	CHABATAROVA Tatsiana	BLR	17 FEB 1984	2	DQ IAAF 162/7

Details: Start time:17:33 Temperature:+31°C Humidity:45%



### Legend

DNF = Did Not Finish  
DQ = Disqualified  
R.T. = Reaction

DNS = Did Not Start  
Fn = False Start

Samsun(TUR), 23rd - 29th July 2017

ATW01\_73A 1.0

Report Created 30 JUL 2017 at 11:06



# RESULTS

RANK BIB SURNAME & NAME NOC ORD - 1 - - 2 - - 3 - - 4 - - 5 - - 6 - RESULT  
DATE OF BIRTH



## Hammer Throw - Men - Final

WR	63.71	MORIMOTO Masatoshi	1985	JPN	AMAGASAKI	18 MAY 2013
DR	62.69	BGAN MAXIM	1988	RUS	SOFIA	31 JUL 2013

1	337	BGAN Maxim	RUS	9	56.85	X	59.30	60.97	59.92	59.79	<b>60.97</b>
2	391	CAKIR Muhammed	TUR	2	50.09	51.25	52.69	52.71	54.47	55.91	<b>55.91</b>
3	173	ISHIDA Takamasa	JPN	3	52.45	52.30	X	53.40	X	X	<b>53.40</b>
4	416	POLUKHIN Yevhen	UKR	10	48.75	50.11	52.06	X	51.10	X	<b>52.06</b>
5	37	GAO Yongqiang	CHN	7	40.88	43.34	46.19	48.73	49.26	51.60	<b>51.60</b>
6	446	WEIS Alex	USA	4	50.88	X	49.97	50.70	47.78	X	<b>50.88</b>
7	384	LIN Ken	TPE	1	44.57	46.40	45.51	48.74	46.46	47.49	<b>48.74</b>
8	350	KALMYKOV Dmitry	RUS	5	44.79	45.21	X	X	X	X	<b>45.21</b>
9	435	HOCKMAN Jacob	USA	8	X	44.99	X				<b>44.99</b>
10	316	DRAGAN Piotr	POL	6	X	X	42.62				<b>42.62</b>

Starting order	1	2	3	4	5	6	7	8	9	10					
Initial	384	391	173	446	350	316	37	435	337	416					
4th and 5th and 6th at.	350	37	384	446	416	173	391	337							

### Details:

Start time:17:42  
Finish Time:18:53

Temperature:+27°C  
Temperature:+25°C

Humidity:56%  
Humidity:58%

As of 25/07/2017 at 18:57

### Legend

DQ = Disqualified  
DNF = Did Not Finish  
- = Did Not Attempt  
ORD = Order

DNS = Did Not Start  
NM = No Result  
X = Failed

Samsun(TUR), 23rd - 29th July 2017

ATM01\_73R 1.0

1



# RESULTS

RANK BIB SURNAME & NAME NOC DATE OF BIRTH LANE R.T. TIME



## 100 m - Men - Final

WR	10.21	GASKIN JR Wendell	1973	USA	SAN JOSE	01 JUN 1996
DR	10.61	GASKIN JR Wendell	1973	USA	COPENHAGEN	20 JUL 1997

### FINAL

(Wind: -0.9 m/s)

1	424	VYSHYNSKYI Dmytro	UKR	18 JUL 1996	3	0.220	<b>10.96</b>
2	164	YADEGARI Hashem	IRI	26 MAY 1992	5	0.208	<b>10.97</b>
3	436	JONES Nicholas	USA	23 JAN 1995	4	0.188	<b>11.02</b>
4	44	MA Ruichao	CHN	30 APR 1994	8	0.197	<b>11.07</b>
5	42	LI Bin	CHN	11 JUL 1990	2	0.311	<b>11.15</b>
5	336	BELIAKOV Aleksandr	RUS	08 JUN 1994	6	0.283	<b>11.15</b>
7	184	SASAKI Takuma	JPN	30 NOV 1993	1	0.216	<b>11.30</b>
8	375	LENOIR Kim	SUI	17 JAN 1996	7	0.320	<b>11.35</b>

#### Details:

Start time:17:49

Temperature:+30°C

Humidity:54%

LANE	COMPETITOR	REACTION (SECONDS)	FINISH (METERS)
1	SASAKI, Takuma	0.216	100.00
2	LI, Bin	0.311	99.50
3	VYSHYNSKYI, Dmytro	0.220	100.00
4	JONES, Nicholas	0.188	100.00
5	YADEGARI, Hashem	0.208	100.00
6	BELIAKOV, Aleksandr	0.283	99.50
7	LENOIR, Kim	0.320	99.00
8	MA, Ruichao	0.197	99.50

As of 25/07/2017 at 17:51

#### Legend

DQ = Disqualified  
DNF = Did Not Finish  
R.T. = Reaction

DNS = Did Not Start  
Fn = False Start

Samsun(TUR), 23rd - 29th July 2017

ATM01\_73A 1.0

1



RANK BIB SURNAME & NAME NOC DATE OF BIRTH ORD TIME



### 3000 m Steeplechase - Men - Final

WR	8:50.39	NOWAK Rafal	1975	POL	BYDGOSZCK	11 AUG 2011
DR	9:07.22	NOWAK Rafal	1975	POL	TAIPEI	11 SEP 2009

1	238	WANJIRU Lucas	KEN	03 MAR 1989	5	9:04.82	DR
2	382	CHU Chun-Che	TPE	11 JUL 1995	3	9:19.13	
3	212	KIPKEMOI Jacob	KEN	30 MAR 1988	8	9:21.39	
4	229	OMARI Peter	KEN	21 DEC 1991	4	9:22.72	
5	341	ELNIKOV Alexey	RUS	23 JUN 1991	2	9:36.71	

### NOT RANKED

201	KASSENOV Bakhtiyar	KAZ	21 MAY 1984	1	DNF
320	MARCINKIEWICZ Adrian	POL	27 JUN 1993	6	DNF
323	NOWAK Rafal	POL	26 APR 1975	7	DNF

### Intermediate point leaders (Bib and Time):

1000 m : 238 2:51.75 2000 m : 238 5:54.85

Details: Start time:18:29 Temperature:+30°C Humidity:48%

As of 25/07/2017 at 18:42

### Legend

DQ = Disqualified  
DNF = Did Not Finish  
ORD = Order

DNS = Did Not Start  
\* = Caution

Samsun(TUR), 23rd - 29th July 2017

ATM01\_73G 1.0

1



RANK BIB SURNAME & NAME NOC DATE OF BIRTH LANE R.T. TIME



400 m - Men - First Round

WR	45.29	GASKIN Wendel Jr	19973	USA	KNOXVILLE	17 JUL 1994
DR	47.09	GASKIN Jr. Wendell	1973	USA	SOFIA	27 JUL 1993

HEAT 1 OF 7

1	418	RUDENKO Dmytro	UKR	12 JUN 1990	7	0.320	49.44 Q
2	48	WANG Yingzhe	CHN	14 MAY 1992	1	0.284	50.60 Q
3	108	DESALEGN Sitote	ETH	28 MAR 1999	4	0.302	51.61 Q
4	398	ORTAC Serdar	TUR	24 JAN 1997	2	0.323	53.27
5	269	ABD RAHIM Danish	MAS	02 JAN 1996	3	0.275	54.24
6	451	GUILLEN GUAINA Orlando	VEN	19 APR 1998	8	0.290	55.57

NOT RANKED

327	ZAGAJEWSKI Rafal	POL	20 OCT 1997	6	DNF
436	JONES Nicholas	USA	23 JAN 1995	5	DNF

Qualification: First 3 in each heat (Q) and 3 fastest (q) to Semifinal

Details: Start time:19:00 Temperature:+29°C Humidity:51%

LANE	COMPETITOR	REACTION (SECONDS)	FINISH (METERS)
1	WANG, Yingzhe	0.284	390
2	ORTAC, Serdar	0.323	380
3	ABD RAHIM, Danish	0.275	380
4	DESALEGN, Sitote	0.302	380
5			
6			
7	RUDENKO, Dmytro	0.320	390
8	GUILLEN GUAINA, Orhan	0.290	380

As of 25/07/2017 at 19:04

HEAT 2 OF 7

1	405	DRACH Sergii	UKR	02 APR 1988	8	0.222	49.97 Q
2	388	BAYDAS Hasan	TUR	10 APR 1994	7	0.280	50.56 Q
3	23	RAHULIA Uladzislau	BLR	24 APR 1998	2	0.266	50.72 Q
4	221	MUGO Kelvin	KEN	13 NOV 1994	5	0.244	51.32 q
5	120	ORAM Malachi	GBR	08 FEB 1996	6	0.284	53.22
6	279	SUMUN Mohammad	MAU	20 JAN 1991	4	0.369	54.28
7	96	GOMEZ AYALA Victor	ESP	17 SEP 1996	3	0.241	56.58

Qualification: First 3 in each heat (Q) and 3 fastest (q) to Semifinal

Details: Start time:19:07 Temperature:+29°C Humidity:51%

Legend

DQ = Disqualified	DNS = Did Not Start
DNF = Did Not Finish	Fn = False Start
R.T. = Reaction	

Samsun(TUR), 23rd - 29th July 2017

ATM01\_73A 1.0

1



LANE	COMPETITOR	REACTION (SECONDS)	FINISH (METERS)
1			
2	RAHULIA,Uladzislau		
3	GOMEZ AYALA,Victor		
4	SUMUN,Mohammad		
5	MUGO,Kelvin		
6	ORAM,Malachi		
7	BAYDAS,Hasan		
8	DRACH,Sergii		

As of 25/07/2017 at 19:10

### HEAT 3 OF 7

1	79	ALMIRA ESPINOSA Roberto	CUB	13 DEC 1992	6	0.313	49.81 Q
2	182	OSANAI Satoshi	JPN	21 JUL 1990	5	0.248	52.47 Q
3	5	NACEUR Mohamed	ALG	11 OCT 1989	4	0.480	52.49 Q
4	259	ABURZIZA Salih	LBA	16 FEB 2001	7	0.258	56.00

### NOT RANKED

64	KAMBIWA Moyopo	CMR	05 DEC 1974	2		DNS
88	FELIX GALVEZ Carlos	DOM	16 NOV 1999	8		DNS
292	KARKI Balaram	NEP	27 MAR 1994	3		DNS

Qualification: First 3 in each heat (Q) and 3 fastest (q) to Semifinal

Details: Start time:19:17 Temperature:+29°C Humidity:51%

LANE	COMPETITOR	REACTION (SECONDS)	FINISH (METERS)
1			
2			
3			
4	NACEUR,Mohamed		
5	OSANAI,Satoshi		
6	ALMIRA ESPINOSA,Robe		
7	ABURZIZA,Salih		
8			

As of 25/07/2017 at 19:18

### HEAT 4 OF 7

1	399	SUZEN Yasin	TUR	10 FEB 1994	2	0.266	50.00 Q
2	374	ENCI Tadej	SLO	19 AUG 1994	6	0.259	50.77 Q
3	319	KULPA Michal	POL	11 JUN 1987	4	0.379	50.94 Q
4	224	MWANTHI Saulo	KEN	23 SEP 1991	8	0.252	51.15 q
5	167	AL-AZZAWI Basim	IRQ	10 AUG 1990	3	0.350	53.35
6	28	MENDES Lucas	BRA	02 MAR 1996	1	0.279	54.26

### NOT RANKED

135	AYISI Austine	GHA	19 MAR 1991	5		DNS
467	AZIZI Ahmad	AFG	25 APR 1987	7		DNF

Qualification: First 3 in each heat (Q) and 3 fastest (q) to Semifinal

Legend	
DQ = Disqualified	DNS = Did Not Start
DNF = Did Not Finish	Fn = False Start
R.T. = Reaction	

Samsun(TUR), 23rd - 29th July 2017

ATM01\_73A 1.0

**Details:** Start time:19:26 Temperature:+29°C Humidity:51%

LANE	COMPETITOR	REACTION (SECONDS)	FINISH (METERS)
1	MENDES, Lucas		
2	SUZEN, Yasin		
3	AL-AZZAWI, Basim		
4	KULPA, Michal		
5			
6	ENCI, Tadej		
7			
8	MWANTHI, Saulo		
		0 0.200 0.400	380 390 400

As of 25/07/2017 at 19:29

## HEAT 5 OF 7

1	430	FURLOUGH Delvin	USA	27 AUG 1989	8	0.266	<b>50.21</b> Q
2	470	ADONIJA Benson	KEN	07 JUL 1992	7	0.271	<b>50.44</b> Q
3	36	GAO Qingquan	CHN	19 AUG 1992	6	0.271	<b>50.83</b> Q
4	117	GRAHAM Mitchell	GBR	05 MAR 1993	3	0.226	<b>52.92</b> q
5	321	MIADZEL Lukasz	POL	12 AUG 1986	1	0.247	<b>54.40</b>
6	166	AL SAEDI Zaid	IRQ	02 SEP 1995	5	0.266	<b>55.09</b>

## NOT RANKED

249	ALHARBI Yousuf	KUW	17 MAY 1989	2	DNS
301	NWABENU Uche	NGR	15 NOV 1993	4	DNS

Qualification: First 3 in each heat (Q) and 3 fastest (q) to Semifinal

**Details:** Start time:19:35 Temperature:+29°C Humidity:51%

LANE	COMPETITOR	REACTION (SECONDS)	FINISH (METERS)
1	MIADZEL, Lukasz		
2			
3	GRAHAM, Mitchell		
4			
5	AL SAEDI, Zaid		
6	GAO, Qingquan		
7	ADONIJA, Benson		
8	FURLOUGH, Delvin		
		0 0.150 0.300	380 390 400

As of 25/07/2017 at 19:37

## HEAT 6 OF 7

1	196	YAMADA Maki	JPN	07 JUN 1997	8	0.342	<b>49.93</b> Q
2	330	ABDRAKHMANOV Artur	RUS	16 MAY 1986	6		<b>50.38</b> Q
3	439	PERRY Brady	USA	23 NOV 1999	5	0.236	<b>50.97</b> Q
4	4	HAMOUDI Walid	ALG	21 JAN 1996	2	0.357	<b>53.21</b>
5	273	ISMAIL Muhammed	MAS	31 MAY 1996	3	0.233	<b>58.00</b>
6	155	KURIAKOSE Jijo	IND	21 JUN 1989	1	0.280	<b>58.98</b>

## NOT RANKED

302	OLANIYAN Tope	NGR	23 SEP 1997	7	DNS
-----	---------------	-----	-------------	---	-----

Qualification: First 3 in each heat (Q) and 3 fastest (q) to Semifinal

### Legend

DQ = Disqualified  
DNF = Did Not Finish  
R.T. = Reaction

DNS = Did Not Start  
Fn = False Start

Samsun(TUR), 23rd - 29th July 2017

ATM01\_73A 1.0

**Details:** Start time:19:43 Temperature:+29°C Humidity:51%

LANE	COMPETITOR	REACTION (SECONDS)	FINISH (METERS)
1	KURIAKOSE,Jijo		
2	HAMOUDI,Walid		
3	ISMAIL,Muhammed		
4			
5	PERRY,Brady		
6	ABDRAKHMANOV,Artur		
7			
8	YAMADA,Maki		

As of 25/07/2017 at 19:46

## HEAT 7 OF 7

1	369	SHARAPO Anton	RUS	01 DEC 1995	4	0.215	<b>50.75</b> Q
2	277	MUHAMAD Nur	MAS	27 OCT 1999	6	0.606	<b>51.87</b> Q
3	204	LAKTIONOV Dmitriy	KAZ	17 SEP 1998	8	0.246	<b>52.82</b> Q
4	280	SOTO Fabian	MEX	20 JAN 1987	2	0.281	<b>59.08</b>

## NOT RANKED

89	MELENCIANO REYES Christo	DOM	13 MAY 1998	7		DNS
307	USMAN Garba	NGR	24 JAN 1977	5		DNS
75	MOSQUERA Roberto	COL	22 FEB 1995	3		DNF

Qualification: First 3 in each heat (Q) and 3 fastest (q) to Semifinal

**Details:** Start time:19:51 Temperature:+29°C Humidity:51%

LANE	COMPETITOR	REACTION (SECONDS)	FINISH (METERS)
1			
2	SOTO,Fabian		
3			
4	SHARAPO,Anton		
5			
6	MUHAMAD,Nur		
7			
8	LAKTIONOV,Dmitriy		

As of 25/07/2017 at 19:54

### Legend

DQ = Disqualified  
DNF = Did Not Finish  
R.T. = Reaction

DNS = Did Not Start  
Fn = False Start

Samsun(TUR), 23rd - 29th July 2017

ATM01\_73A 1.0



# SUMMARY

RANK BIB SURNAME & NAME NOC DATE OF BIRTH HEAT LANE RANK WIND TIME



## 400 m - Men - First Round

WR	45.29	GASKIN Wendel Jr	19973	USA	KNOXVILLE	17 JUL 1994
DR	47.09	GASKIN Jr. Wendell	1973	USA	SOFIA	27 JUL 1993
1	418	RUDENKO Dmytro	UKR	12 JUN 1990	1 7 1	49.44 Q
2	79	ALMIRA ESPINOSA Roberto	CUB	13 DEC 1992	3 6 1	49.81 Q
3	196	YAMADA Maki	JPN	07 JUN 1997	6 8 1	49.93 Q
4	405	DRACH Sergii	UKR	02 APR 1988	2 8 1	49.97 Q
5	399	SUZEN Yasin	TUR	10 FEB 1994	4 2 1	50.00 Q
6	430	FURLOUGH Delvin	USA	27 AUG 1989	5 8 1	50.21 Q
7	330	ABDRAKHMANOV Artur	RUS	16 MAY 1986	6 6 2	50.38 Q
8	470	ADONIJA Benson	KEN	07 JUL 1992	5 7 2	50.44 Q
9	388	BAYDAS Hasan	TUR	10 APR 1994	2 7 2	50.56 Q
10	48	WANG Yingzhe	CHN	14 MAY 1992	1 1 2	50.60 Q
11	23	RAHULIA Uladzislau	BLR	24 APR 1998	2 2 3	50.72 Q
12	369	SHARAPO Anton	RUS	01 DEC 1995	7 4 1	50.75 Q
13	374	ENCI Tadej	SLO	19 AUG 1994	4 6 2	50.77 Q
14	36	GAO Qingquan	CHN	19 AUG 1992	5 6 3	50.83 Q
15	319	KULPA Michal	POL	11 JUN 1987	4 4 3	50.94 Q
16	439	PERRY Brady	USA	23 NOV 1999	6 5 3	50.97 Q
17	224	MWANTHI Saulo	KEN	23 SEP 1991	4 8 4	51.15 q
18	221	MUGO Kelvin	KEN	13 NOV 1994	2 5 4	51.32 q
19	108	DESALEGN Sitote	ETH	28 MAR 1999	1 4 3	51.61 Q
20	277	MUHAMAD Nur	MAS	27 OCT 1999	7 6 2	51.87 Q
21	182	OSANAI Satoshi	JPN	21 JUL 1990	3 5 2	52.47 Q
22	5	NACEUR Mohamed	ALG	11 OCT 1989	3 4 3	52.49 Q
23	204	LAKTIONOV Dmitriy	KAZ	17 SEP 1998	7 8 3	52.82 Q
24	117	GRAHAM Mitchell	GBR	05 MAR 1993	5 3 4	52.92 q
25	4	HAMOUDI Walid	ALG	21 JAN 1996	6 2 4	53.21
26	120	ORAM Malachi	GBR	08 FEB 1996	2 6 5	53.22
27	398	ORTAC Serdar	TUR	24 JAN 1997	1 2 4	53.27
28	167	AL-AZZAWI Basim	IRQ	10 AUG 1990	4 3 5	53.35
29	269	ABD RAHIM Danish	MAS	02 JAN 1996	1 3 5	54.24
30	28	MENDES Lucas	BRA	02 MAR 1996	4 1 6	54.26
31	279	SUMUN Mohammad	MAU	20 JAN 1991	2 4 6	54.28
32	321	MIADZEL Lukasz	POL	12 AUG 1986	5 1 5	54.40
33	166	AL SAEDI Zaid	IRQ	02 SEP 1995	5 5 6	55.09
34	451	GUILLEN GUAINA Orlando	VEN	19 APR 1998	1 8 6	55.57
35	259	ABURZIZA Salih	LBA	16 FEB 2001	3 7 4	56.00
36	96	GOMEZ AYALA Victor	ESP	17 SEP 1996	2 3 7	56.58
37	273	ISMAIL Muhammed	MAS	31 MAY 1996	6 3 5	58.00
38	155	KURIAKOSE Jijo	IND	21 JUN 1989	6 1 6	58.98
39	280	SOTO Fabian	MEX	20 JAN 1987	7 2 4	59.08

## NOT RANKED

### Legend

DQ = Disqualified  
DNF = Did Not Finish  
R.T. = Reaction

DNS = Did Not Start  
Fn = False Start

Samsun(TUR), 23rd - 29th July 2017

ATM00\_74A 1.0

1

RANK	BIB	SURNAME & NAME	NOC	DATE OF BIRTH	HEAT	LANE	RANK	WIND	TIME
64		KAMBIWA Moyopo	CMR	05 DEC 1974	3	2			DNS
88		FELIX GALVEZ Carlos	DOM	16 NOV 1999	3	8			DNS
89		MELENCIANO REYES Christo	DOM	13 MAY 1998	7	7			DNS
135		AYISI Austine	GHA	19 MAR 1991	4	5			DNS
249		ALHARBI Yousuf	KUW	17 MAY 1989	5	2			DNS
292		KARKI Balaram	NEP	27 MAR 1994	3	3			DNS
301		NWABENU Uche	NGR	15 NOV 1993	5	4			DNS
302		OLANIYAN Tope	NGR	23 SEP 1997	6	7			DNS
307		USMAN Garba	NGR	24 JAN 1977	7	5			DNS
75		MOSQUERA Roberto	COL	22 FEB 1995	7	3			DNF
327		ZAGAJEWSKI Rafal	POL	20 OCT 1997	1	6			DNF
436		JONES Nicholas	USA	23 JAN 1995	1	5			DNF
467		AZIZI Ahmad	AFG	25 APR 1987	4	7			DNF

**Qualification: First 3 in each heat (Q) and 3 fastest (q) to Semifinal**

#### Legend

**DQ** = Disqualified  
**DNF** = Did Not Finish  
**R.T.** = Reaction

**DNS** = Did Not Start  
**Fn** = False Start

Samsun(TUR), 23rd - 29th July 2017

ATM00\_74A 1.0





# RESULTS

RANK BIB SURNAME & NAME NOC ORD - 1 - - 2 - - 3 - - 4 - - 5 - - 6 - RESULT  
DATE OF BIRTH



## Long Jump - Men - First Round

WR	7.94	SMITH Charles	1966	USA	NEW BRITAIN	30 JUL 1983
DR	7.63	SMITH Dean	1967	AUS	CHRISTCHURCH	10 JAN 1989

### GROUP A

1	257	GRENINS Maris	LAT	8	6.84	6.90	-	6.90	q
			25 FEB 1981		-0.2	+0.8		+0.8	
2	367	PAKIN Ivan	RUS	13	X	6.49	6.59	6.59	q
			18 MAY 1991		+0.3	+0.9	+0.8	+0.8	
3	343	FEDORENKOV Denis	RUS	9	X	6.41	-	6.41	q
			18 MAR 1996		0.0	+0.9		+0.9	
4	18	KOZICH Aliaksandr	BLR	10	6.16	X	6.37	6.37	q
			09 OCT 1987		0.0	+1.1	+0.7	+0.7	
5	403	DANYLCHENKO Volodymyr	UKR	3	6.19	6.16	6.24	6.24	q
			12 OCT 1992		+0.2	+1.2	+0.9	+0.9	
6	157	PALLATHU SUBHASH Ajeesh	IND	2	5.97	6.00	6.17	6.17	
			04 AUG 1994		0.0	+0.7	+0.9	+0.9	
7	285	KEITA Moussa	MLI	1	5.43	5.21	5.35	5.43	
			05 AUG 1990		-0.4	+0.4	+1.3	-0.4	
8	425	ANDERSON Jadan	USA	6	4.94	5.06	4.86	5.06	
			07 JAN 2000		-0.1	+0.9	+1.3	+0.9	
9	56	AMON Patrick	CIV	5	4.89	4.81	4.67	4.89	
			08 OCT 1989		+0.2	+1.1	+1.2	+0.2	

### NOT RANKED

68	TAGNE Mountessou	CMR	11	DNS
		18 JAN 1990		
133	AMEGASHIE Eugene	GHA	4	DNS
		13 NOV 1990		
141	LARTEY Gabriel	GHA	7	DNS
		17 APR 1997		
249	ALHARBI Yousuf	KUW	12	DNS
		17 MAY 1989		

Qualification: 7.00 m (Q) or first 12 (q) to Final

Starting order	1	2	3	4	5	6	7	8	9	10	11	12	13		
	285	157	403	133	56	425	141	257	343	18	68	249	367		

#### Details:

Start time:19:20  
Finish Time:19:52

Temperature:+25°C  
Temperature:+25°C

Humidity:60%  
Humidity:59%

As of 25/07/2017 at 19:52

#### Legend

DQ = Disqualified  
DNF = Did Not Finish  
- = Did Not Attempt  
ORD = Order

DNS = Did Not Start  
NM = No Result  
X = Failed

Samsun(TUR), 23rd - 29th July 2017

ATM01\_73R 1.0

1

## GROUP B

1	85	<b>NOSEK Jakub</b>	CZE	6	X	7.07	-											<b>7.07</b>	Q
			30 OCT 1989			+1.5	+1.4											+1.4	
2	361	<b>KULIKOV Maxim</b>	RUS	11		6.92	-	-										<b>6.92</b>	q
			30 MAY 1984			+1.0												+1.0	
3	328	<b>COSTA Hemilton</b>	POR	4		6.81	6.50	-										<b>6.81</b>	q
			29 JUN 1991			+0.7	0.0											+0.7	
4	22	<b>MAISTRENKA Aliaksandr</b>	BLR	7		X	6.14	6.65										<b>6.65</b>	q
			27 APR 2000			+0.6	+1.5	+0.5										+0.5	
5	380	<b>SAWASDEE Surachai</b>	THA	12		6.49	6.52	6.58										<b>6.58</b>	q
			25 MAR 1995			+0.1	+0.1	+1.0										+1.0	
6	17	<b>HRALKO Raman</b>	BLR	1		6.58	-	-										<b>6.58</b>	q
			28 MAR 1992			+0.5												+0.5	
7	258	<b>SOKLAKOV S Sergejs</b>	LAT	14		6.50	6.38	6.33										<b>6.50</b>	q
			21 JAN 1995			+1.0	-0.5	+1.3										+1.0	
8	50	<b>XU Zhenqing</b>	CHN	10		3.65	6.09	6.12										<b>6.12</b>	
			20 FEB 1989			+0.9	+0.9	0.0										0.0	
9	452	<b>SUTIL Jose</b>	VEN	13		6.04	5.29	5.70										<b>6.04</b>	
			20 FEB 1994			+0.5	-0.7	+0.5										+0.5	
10	464	<b>DUVAL Jean</b>	MAU	3		X	5.79	X										<b>5.79</b>	
			16 JUL 1994			+1.2	+0.8											+0.8	

## NOT RANKED

70	<b>YEMELE Dongmeza</b>	CMR	2															<b>DNS</b>	
		29 JAN 1982																	
138	<b>BROWN Teddy</b>	GHA	5															<b>DNS</b>	
		20 OCT 1987																	
245	<b>ALAJMI Abdullah</b>	KUW	8															<b>DNS</b>	
		02 JAN 1984																	
247	<b>ALAJMI Shebeeb</b>	KUW	9															<b>DNS</b>	
		12 MAR 1986																	

**Qualification: 7.00 m (Q) or first 12 (q) to Final**

Starting order	1	2	3	4	5	6	7	8	9	10	11	12	13	14	
	17	70	464	328	138	85	22	245	247	50	361	380	452	258	

**Details:**

Start time:20:14  
Finish Time:20:45

Temperature:+23°C  
Temperature:+21°C

Humidity:60%  
Humidity:62%

**As of 25/07/2017 at 20:48**

### Legend

**DQ** = Disqualified  
**DNF** = Did Not Finish  
- = Did Not Attempt  
**ORD** = Order

**DNS** = Did Not Start  
**NM** = No Result  
**X** = Failed

Samsun(TUR), 23rd - 29th July 2017

ATM01\_73R 1.0





# SUMMARY



RANK BIB SURNAME & NAME NOC DATE OF BIRTH GROUP ORD RANK WIND RESULT



## Long Jump - Men - First Round

WR		7.94 SMITH Charles		1966	USA	NEW BRITAIN				30 JUL 1983	
DR		7.63 SMITH Dean		1967	AUS	CHRISTCHURCH				10 JAN 1989	
1	85	NOSEK Jakub		CZE	30 OCT 1989	B	6	1	+1.4	7.07	Q
2	361	KULIKOV Maxim		RUS	30 MAY 1984	B	11	2	+1.0	6.92	q
3	257	GRENINS Maris		LAT	25 FEB 1981	A	8	1	+0.8	6.90	q
4	328	COSTA Hemilton		POR	29 JUN 1991	B	4	3	+0.7	6.81	q
5	22	MAISTRENKA Aliaksandr		BLR	27 APR 2000	B	7	4	+0.5	6.65	q
6	367	PAKIN Ivan		RUS	18 MAY 1991	A	13	2	+0.8	6.59	q
7	380	SAWASDEE Surachai		THA	25 MAR 1995	B	12	5	+1.0	6.58	q
8	17	HRALKO Raman		BLR	28 MAR 1992	B	1	6	+0.5	6.58	q
9	258	SOKLAKOV S Sergejs		LAT	21 JAN 1995	B	14	7	+1.0	6.50	q
10	343	FEDORENKOV Denis		RUS	18 MAR 1996	A	9	3	+0.9	6.41	q
11	18	KOZICH Aliaksandr		BLR	09 OCT 1987	A	10	4	+0.7	6.37	q
12	403	DANYLCHENKO Volodymyr		UKR	12 OCT 1992	A	3	5	+0.9	6.24	q
13	157	PALLATHU SUBHASH Ajeesh		IND	04 AUG 1994	A	2	6	+0.9	6.17	
14	50	XU Zhenqing		CHN	20 FEB 1989	B	10	8	0.0	6.12	
15	452	SUTIL Jose		VEN	20 FEB 1994	B	13	9	+0.5	6.04	
16	464	DUVAL Jean		MAU	16 JUL 1994	B	3	10	+0.8	5.79	
17	285	KEITA Moussa		MLI	05 AUG 1990	A	1	7	-0.4	5.43	
18	425	ANDERSON Jadan		USA	07 JAN 2000	A	6	8	+0.9	5.06	
19	56	AMON Patrick		CIV	08 OCT 1989	A	5	9	+0.2	4.89	

## NOT RANKED

68	TAGNE Mountessou	CMR	18 JAN 1990	A	11	DNS
70	YEMELE Dongmeza	CMR	29 JAN 1982	B	2	DNS
133	AMEGASHIE Eugene	GHA	13 NOV 1990	A	4	DNS
138	BROWN Teddy	GHA	20 OCT 1987	B	5	DNS
141	LARTEY Gabriel	GHA	17 APR 1997	A	7	DNS
245	ALAJMI Abdullah	KUW	02 JAN 1984	B	8	DNS
247	ALAJMI Shebeeb	KUW	12 MAR 1986	B	9	DNS
249	ALHARBI Yousuf	KUW	17 MAY 1989	A	12	DNS

Qualification: 7.00 m (Q) or first 12 (q) to Final

### Legend

DQ = Disqualified  
DNF = Did Not Finish  
ORD = Order

DNS = Did Not Start  
NM = No Result

Samsun(TUR), 23rd - 29th July 2017

ATM00\_74B 1.0



## RECORDS BROKEN BY EVENT DAY 3

*EVENT DATE ROUND BIB NAME NAT BORN RESULT RECORDS*

### High Jump

#### Men

25 July 2017	Final	343	FEDORENKOV Denis	RUS	1996	2.09	DR
25 July 2017	Final	343	FEDORENKOV Denis	RUS	1996	2.11	DR
25 July 2017	Final	343	FEDORENKOV Denis	RUS	1996	2.13	WR, DR

### 3000 SC

#### Men

25 July 2017	Final	238	WANJIRU Lucas	KEN	1989	9:04.82	DR
--------------	-------	-----	---------------	-----	------	---------	----



# START LIST

ORD BIB SURNAME & NAME

NOC DATE OF BIRTH S.BEST



## Discus Throw - Men - First Round

WR	58.10	PONTON Cristian	1978	ITA	GORIZIA	15 JUL 2000
DR	57.76	KALMYKOV Dmitry	1992	RUS	SOFIA	01 AUG 2013

### GROUP A

26 JUL 2017 16:00

1	76	MURILLO Pedro	COL	22 SEP 1986	42.85	A
2	402	BILOKON Oleg	UKR	31 JUL 1977	53.96	A
3	46	SHEN Haijun	CHN	23 JUL 1987	45.85	A
4	94	CANO GARCIA Salvador	ESP	05 MAY 1987	38.97	A
5	392	CALHAN Serhan	TUR	24 APR 1994	40.43	A
6	266	JURKSA Mindaugas	LTU	14 OCT 1992	48.30	A
7	324	ROZUMCZYK Tomasz	POL	07 JUN 1989	45.00	A
8	199	YUGAMI Masateru	JPN	14 APR 1993	57.55	A
9	446	WEIS Alex	USA	15 AUG 1994	48.47	A
10	254	HUSAIN Jaber	KUW	17 SEP 1978	38.00	A

### GROUP B

26 JUL 2017 17:20

1	260	ABUSHAIRA Nedal	LBA	23 SEP 1991	42.15	A
2	246	ALAJMI Bader	KUW	29 MAR 1985	38.00	A
3	265	IVASKEVICIUS Vytenis	LTU	09 JUL 1992	39.00	A
4	160	PIRAYGHARCHAMAN Sajjad	IRI	23 JAN 1993	57.25	A
5	124	BISCHLAGER Christoph	GER	17 JUL 1983	45.50	A
6	65	KOUNG Mpele	CMR	23 DEC 1974	41.80	A
7	350	KALMYKOV Dmitry	RUS	28 FEB 1992	57.01	A
8	37	GAO Yongqiang	CHN	09 OCT 1984	45.72	A
9	435	HOCKMAN Jacob	USA	15 MAR 1994	46.68	A
10	83	PEREZ PEREZ Hector	CUB	17 SEP 1988	48.40	A

Qualification: m (Q) or first 12 (q) to Final

Deaflympics Records					
57.76	KALMYKOV Dmitry	1992	RUS	SOFIA	01 AUG 2013
53.24	NIEMUTH David		USA	LOS ANGELES	13 JUL 1985
46.90	HOLCOMB Jeffrey		USA	BUCHAREST	21 JUL 1977
46.86	HENES Thomas		USA	BELGRADE	11 AUG 1969
44.23	GAFFKE Stefan		POL	WASHINGTON	1/965
41.52	RIPIC Thomas		USA	HELSINKI	08 AUG 1961
38.90	WESTLING Wilhelm		SWE	STOCKHOLM	27 AUG 1939
35.48	RAHMN Nils		SWE	NUREMBERG	23 AUG 1931
28.12	BRUNNER Antoine		FRA	AMSTERDAM	28 AUG 1928
25.00	RUELLAND Yves		FRA	PARIS	14 AUG 1924



# START LIST

LANE BIB SURNAME & NAME NOC DATE OF BIRTH QUAL



## 400 m - Men - Semifinal

WR	45.29	GASKIN JR Wendell	1973	USA	KNOXVILLE	17 JUL 1994
DR	47.09	GASKIN JR Wendell	1973	USA	SOFIA	27 JUL 1993

### SEMIFINAL 1 OF 3

26 JUL 2017 17:00

1	5	NACEUR Mohamed	ALG	11 OCT 1989	52.49
2	224	MWANTHI Saulo	KEN	23 SEP 1991	51.15
3	399	SUZEN Yasin	TUR	10 FEB 1994	50.00
4	79	ALMIRA ESPINOSA Roberto	CUB	13 DEC 1992	49.81
5	330	ABDRAKHMANOV Artur	RUS	16 MAY 1986	50.38
6	48	WANG Yingzhe	CHN	14 MAY 1992	50.60
7	182	OSANAI Satoshi	JPN	21 JUL 1990	52.47
8	439	PERRY Brady	USA	23 NOV 1999	50.97

### SEMIFINAL 2 OF 3

26 JUL 2017 17:05

1	204	LAKTIONOV Dmitriy	KAZ	17 SEP 1998	52.82
2	117	GRAHAM Mitchell	GBR	05 MAR 1993	52.92
3	470	ADONIJA Benson	KEN	07 JUL 1992	50.44
4	405	DRACH Sergii	UKR	02 APR 1988	49.97
5	388	BAYDAS Hasan	TUR	10 APR 1994	50.56
6	196	YAMADA Maki	JPN	07 JUN 1997	49.93
7	23	RAHULIA Uladzislau	BLR	24 APR 1998	50.72
8	36	GAO Qingquan	CHN	19 AUG 1992	50.83

### SEMIFINAL 3 OF 3

26 JUL 2017 17:10

1	108	DESALEGN Sitote	ETH	28 MAR 1999	51.61
2	221	MUGO Kelvin	KEN	13 NOV 1994	51.32
3	374	ENCI Tadej	SLO	19 AUG 1994	50.77
4	369	SHARAPO Anton	RUS	01 DEC 1995	50.75
5	418	RUDEKO Dmytro	UKR	12 JUN 1990	49.44
6	430	FURLOUGH Delvin	USA	27 AUG 1989	50.21
7	319	KULPA Michal	POL	11 JUN 1987	50.94
8	277	MUHAMAD Nur	MAS	27 OCT 1999	51.87

Qualification: First 2 in each heat (Q) and 2 fastest (q) to Final

Deaflympics Records				
47.09	M	GASKIN JR Wendell	1973	USA SOFIA 27 JUL 1993
47.00	M	BOND Leo		USA BUCHAREST 24 JUL 1977
47.50	M	POLLAKOWSKI Gert		GDR MALMOE 27 JUL 1973
48.00	M	DAMBERGS Nikolajs		URS BELGRADE 13 AUG 1969
48.90	M	DZHURUZ Leonid		URS WASHINGTON 01 JUL 1965
49.70	M	WERNIMONT Dennis		USA MILAN 28 AUG 1957
49.70	M	PEDERSEN Willy		DEN MILAN 28 AUG 1957
50.80	M	WERNIMONT Dennis		USA MILAN 26 AUG 1957
51.20	M	SMITH Edwin		USA MILAN 26 AUG 1957
51.60	M	BAATH Bertil		USA STOCKHOLM 27 AUG 1939



# START LIST

LANE BIB SURNAME & NAME NOC DATE OF BIRTH QUAL



## 400 m - Women - Semifinal

WR	55.35	TSIARENTSYEVA Alena	1982	BLR	SOFIA	31 JUL 2013
DR	55.35	TSIARENTSYEVA Alena	1982	BLR	SOFIA	31 JUL 2013

### SEMIFINAL 1 OF 3

26 JUL 2017 17:30

2	354	KHALADZHAN Asya	RUS	12 JUN 1992	56.72	A
3	232	WAFULA Ruth	KEN	21 APR 1999	1:00.90	A
4	303	ONASANYA Oyindamola	NGR	14 NOV 1997	1:02.15	A
5	443	STEIN Nicola	USA	15 AUG 2000	1:02.50	B
6	25	TSIARENTSYEVA Alena	BLR	24 APR 1982	56.00	A
7	413	LANDINA Viktoriia	UKR	27 AUG 1991	58.80	A

### SEMIFINAL 2 OF 3

26 JUL 2017 17:35

2	300	ELIJAH Sam	NGR	25 JUN 2000	1:02.18	A
3	40	HUANG Huang	CHN	01 MAY 1997	1:01.41	A
4	459	MUSHIPI Ernestina	ZAM	20 APR 1995	53.40	A
5	407	IEZLOVETSKA Natalia	UKR	21 NOV 1983	57.40	A
6	360	KUDRIAVTSEVA Ekaterina	RUS	01 JUL 1986	57.69	A
7	438	MCKITTY Shellane	USA	17 APR 1993	1:01.10	A

### SEMIFINAL 3 OF 3

26 JUL 2017 20:40

2	15	HANCHAROVA Yana	BLR	09 FEB 1988	59.80	A
3	33	CHEN Yan	CHN	19 FEB 1997	1:02.02	A
4	331	ABUBIAKIROVA Iuliia	RUS	27 AUG 1996	56.91	A
5	441	SCOTT Jaida	USA	06 APR 2000	1:03.20	B
6	411	KUPRYCH Solomiia	UKR	10 JAN 1990	58.00	A
7	460	SAKALA Diniwe	ZAM	27 JUL 1998	54.00	A

Qualification: First 2 in each heat (Q) and 2 fastest (q) to Final

Deaflympics Records						
55.35	TSIARENTSYEVA Alena	1982	BLR	SOFIA	31 JUL 2013	
56.12	PEFFERS Laren		GBR	TAIPEI	7/009	
56.67	IZBASH Inna		UKR	ROMA	27 JUL 2001	
56.69	BANTZIANOULI Despoina		GRE	COPENHAGEN	21 JUL 1997	
56.60	M WINDBRAKE Rita		FRG	BUCHAREST	20 JUL 1977	
56.60	M ZAWADZKA HALINA		POL	BUCHAREST	20 JUL 1977	
57.40	M GARGAN Sharon		AUS	BUCHAREST	19 JUL 1977	
59.00	M WINDBRAKE Rita		FRG	BELGRADE	10 AUG 1969	



# START LIST

LANE BIB SURNAME & NAME NOC DATE OF BIRTH QUAL



## 100 m Hurdles - Women - Final

WR	14.21	SHAPOVAL Yuliya	1988	UKR	SOFIA	02 AUG 2013
WR	14.21	VANDERMEULEN Janna	1990	USA	SOFIA	02 AUG 2013
DR	14.21	SHAPOVAL Yuliya	1988	UKR	SOFIA	02 AUG 2013
DR	14.21	VANDERMEULEN Janna	1990	USA	SOFIA	02 AUG 2013

26 JUL 2017 18:00

2	190	TAI Sayuri	JPN	14 APR 1979	14.64	A
3	356	KLECHKINA Anastasia	RUS	04 AUG 1994	14.85	A
4	422	TURKOVA Olena	UKR	26 FEB 1996	14.76	A
5	103	LANDAR Marja-Liisa	EST	19 JUL 1990	15.53	A
6	104	OLENKO Kairit	EST	21 DEC 1985	14.38	A
7	445	VANDERMEULEN Janna	USA	08 MAY 1990	14.21	A
8	419	SHAPOVAL Yuliya	UKR	28 APR 1988	14.11	A

### Deaflympics Records

14.21	SHAPOVAL Yuliya	1988	UKR	SOFIA	02 AUG 2013
14.21	VANDERMEULEN Janna		USA	SOFIA	02 AUG 2013
14.40	OLENKO Kairit		EST	TAIPEI	12 SEP 2009
14.75	BODY Jennifer		USA	LOS ANGELES	15 JUL 1985
14.70	M BARKER Donna		USA	MALMO	27 JUL 1973





# START LIST

ORD BIB SURNAME & NAME NOC DATE OF BIRTH QUAL



## Shot Put - Women - Final

WR	15.33	KRISTOFICOVA Ivana	1990	SVK	SOFIA	01 AUG 2013
DR	15.33	KRISTOFICOVA Ivana	1990	SVK	SOFIA	1/013

26 JUL 2017 18:10

1	363	MAMLINA Anastasia	RUS	23 JAN 1993	12.96	A
2	202	KHIZHNYAKOVA Olga	KAZ	27 FEB 1994	12.60	A
3	43	LIU Li	CHN	08 FEB 1984	12.07	A
4	268	VORONECKAJA Larisa	LTU	12 JAN 1983	14.10	A
5	377	KRISTOFICOVA Ivana	SVK	24 MAY 1990	15.38	A
6	338	BIZIAKINA Svetlana	RUS	06 NOV 1994	14.57	A
7	423	URSULENKO Nataliia	UKR	30 JUN 1985	14.97	A
8	45	REN Chunxia	CHN	22 FEB 1984	13.44	A
9	397	KOC Fatmagl	TUR	08 AUG 1996	12.20	A
10	84	MATOUSKOVA Lenka	CZE	16 DEC 1993	12.52	A

### Deaflympics Records

15.33	KRISTOFICOVA Ivana	1990	SVK	SOFIA	1/013
14.63	URSLENKO Nataliia		UKR	SOFIA	1/013
14.49	KALINA Olga		URS	MALMO	23 JUL 1973
12.99	VARAKINA Faina		URS	WASHINGTON	1/965
12.34	ANTONOVA Faina		URS	MILAN	2/957
10.26	RAFOS Birgit		NOR	BRUSSELS	18 AUG 1953
9.46	SPERLING Hildegard		GER	STOCKHOLM	25 AUG 1939
9.31	KJELLIN Aina		SWE	NREMBERG	23 AUG 1931





# START LIST

LANE BIB SURNAME & NAME NOC DATE OF BIRTH S.BEST



## 800 m - Men - First Round

WR	1:49.70	MBOND Leo	1956	USA	BUCHAREST	21 JUL 1977
DR	1:49.70	BOND Leo	1954	USA	BUCHAREST	21 JUL 1977

### HEAT 1 OF 4

26 JUL 2017 18:30

2	74	MENA Luis	COL	12 APR 1989	2:01.30	A
3	379	JAITEP Uthai	THA	21 FEB 1991	2:06.31	B
4	243	LEE Mooyong	KOR	20 SEP 1989	1:51.69	A
5	7	ZEGHBIB Abdelwahid	ALG	20 DEC 1993	2:01.06	A
6	307	USMAN Garba	NGR	24 JAN 1977	2:06.03	B
7	79	ALMIRA ESPINOSA Roberto	CUB	13 DEC 1992	1:55.50	A
8	334	ANDREEV Andrey	RUS	06 OCT 1986	1:55.20	A

### HEAT 2 OF 4

26 JUL 2017 18:29

2	442	SINGLETON Michael	USA	17 SEP 1999	2:03.50	B
3	220	MENJO Baxtone	KEN	20 AUG 1989	1:58.80	A
4	204	LAKTIONOV Dmitriy	KAZ	17 SEP 1998	2:05.00	B
5	168	YAHYA Ahmed	IRQ	11 MAY 1990	1:58.00	A
6	176	MORIMITSU Yuya	JPN	21 JUL 1995	1:55.09	A
7	319	KULPA Michal	POL	11 JUN 1987	1:53.00	A

### HEAT 3 OF 4

26 JUL 2017 18:29

2	57	KOFFI Dja	CIV	18 JUN 1986	2:04.15	B
3	155	KURIAKOSE Jijo	IND	21 JUN 1989	1:58.80	A
4	100	MARTINEZ MORGJA Jaime	ESP	23 JAN 1995	1:53.19	A
5	280	SOTO Fabian	MEX	20 JAN 1987	1:53.24	A
6	216	KOECH John	KEN	29 AUG 1986	1:58.50	A
7	449	ELIAS Nestor	VEN	20 MAY 1996	2:05.00	B

### HEAT 4 OF 4

26 JUL 2017 18:29

2	229	WAMBUI Kelvin K.	KEN			
3	125	BLEY Alexander	GER	24 DEC 1990	1:52.44	A
4	335	BAGANOV Daniil	RUS	10 MAY 1992	1:55.15	A
5	6	YETTOU Mohamed	ALG	26 NOV 1992	1:59.46	A
6	13	CHARNIAK Aliaksandr	BLR	23 NOV 1990	1:57.00	A
7	440	PETERS Junior	USA	20 OCT 1997	2:01.40	A
8	145	OWUSU Francis	GHA	30 APR 1987	2:05.30	B

Qualification: First 3 in each heat (Q) and 4 fastest (q) to Semifinal

Deaflympics Records					
1:49.70	BOND	Leo	1954	USA BUCHAREST	21 JUL 1977
1:55.10	M DZHURUZ	Leonid		URS WASHINGTON	29 JUN 1965
1:56.60	M NYGAARD	Karl		USA WASHINGTON	28 JUN 1965
1:56.60	M PEDERSEN	Willy		DEN MILAN	30 AUG 1957
1:57.80	M BAATH	Bertil		SWE STOCKHOLM	25 AUG 1939
1:59.80	M HALL	Andrew		GBR LONDON	21 AUG 1935
2:08.20	M CHRISTENSEN	Tage		DEN NUREMBERG	22 AUG 1931
2:08.40	M RIEDINGER	Maurice		FRA AMSTERDAM	23 AUG 1928



# START LIST

ORD BIB SURNAME & NAME NOC DATE OF BIRTH QUAL



## Long Jump - Men - Final

WR	7.94	SMITH Charles	1966	USA	NEW BRITAIN	30 JUL 1983
DR	7.63	SMITH Dean	1967	AUS	CHRISTCHURCH	10 JAN 1989

### FINAL

26 JUL 2017 18:40

1	258	SOKLAKOV S Sergejs	LAT	21 JAN 1995	6.83	A
2	18	KOZICH Aliaksandr	BLR	09 OCT 1987	6.55	A
3	361	KULIKOV Maxim	RUS	30 MAY 1984	6.94	A
4	17	HRALKO Raman	BLR	28 MAR 1992	7.10	A
5	22	MAISTRENKA Aliaksandr	BLR	27 APR 2000	6.65	A
6	343	FEDORENKOV Denis	RUS	18 MAR 1996	6.86	A
7	367	PAKIN Ivan	RUS	18 MAY 1991	7.09	A
8	257	GRENNIS Maris	LAT	25 FEB 1981	6.94	A
9	85	NOSEK Jakub	CZE	30 OCT 1989	7.25	A
10	328	COSTA Hemilton	POR	29 JUN 1991	6.81	A
11	403	DANYLCHENKO Volodymyr	UKR	12 OCT 1992	6.61	A
12	380	SAWASDEE Surachai	THA	25 MAR 1995	6.58	B

#### Deaflympics Records

7.63	SMITH Dean	1967	AUS	CHRISTCHURCH	10 JAN 1989
7.33	BEDNAREK Mirosław		FRG	LOS ANGELES	12 JUL 1985
7.19	SAYEVKY Oleksandr		URS	BUCHAREST	20 JUL 1977
7.15	HANNU Vesa		FIN	BELGRADE	1/1969
6.94	SIMONENKO Anatole		URS	MILAN	27 AUG 1957
6.73	ASTROM Karl		SWE	STOCKHOLM	26 AUG 1939
6.40	REINMUND Paul		FRA	LONDON	21 AUG 1935
5.81	RUELLAND Yves		FRA	PARIS	14 AUG 1924



# START LIST

LANE BIB SURNAME & NAME NOC DATE OF BIRTH S.BEST



## 200 m - Men - First Round

WR	21.15	GASKIN Wendell Jr	1973	USA	SOFIA	30 JUL 1993
DR	21.15	GASKIN Jr. Wendell	1973	USA	SOFIA	30 JUL 1993

### HEAT 1 OF 10

26 JUL 2017 19:10

1	58	KOUASSI Yao	CIV	28 APR 1995	23.62	A
2	68	TAGNE Mountessou	CMR	18 JAN 1990	23.34	A
3	130	RUMANCEV Michael	GER	20 JAN 1994	22.62	A
4	456	CHOMBA Mpundu	ZAM	23 SEP 1996	23.00	A
5	436	JONES Nicholas	USA	23 JAN 1995	21.90	A
6	122	RUDDY John	GBR	18 NOV 1990	22.20	A
7	451	GUILLEN GUAINA Orlando	VEN	19 APR 1998	23.90	B
8	264	DHU Mohammed	LBA	15 JUL 1999	24.13	B

### HEAT 2 OF 10

26 JUL 2017 19:09

1	366	OBLONKOV Victor	RUS	29 JUN 1994	22.09	A
2	281	CHEHOVIKJ Samir	MKD	23 NOV 1998	24.05	B
3	455	BANDA Misozi	ZAM	05 JAN 1992	22.87	A
4	144	OKYERE Ofori	GHA	28 MAY 1998	23.50	A
5	56	AMON Patrick	CIV	08 OCT 1989	23.50	A
6	389	BAYDAS Huseyin	TUR	10 APR 1994	24.09	B
7	329	JIYANE Simo-esihle	RSA	22 OCT 1996	22.05	A
8	306	UDOH Essien	NGR	09 AUG 1983	22.82	A

### HEAT 3 OF 10

26 JUL 2017 19:09

1	164	YADEGARI Hashem	IRI	26 MAY 1992	22.01	A
2	92	ROSALES Hilton	ECU	17 APR 1999	23.48	A
3	458	MUBANGA Bright	ZAM	19 MAY 1995	22.90	A
4	146	SAM Emmanuel	GHA	25 DEC 1992	24.05	B
5	23	RAHULIA Uladzislau	BLR	24 APR 1998	22.80	A
6	89	MELENCIANO REYES Christo	DOM	13 MAY 1998	22.09	A
7	147	VOUROS Alexios	GRE	28 DEC 1998	23.60	A
8	120	ORAM Malachi	GBR	08 FEB 1996	24.03	B

### HEAT 4 OF 10

26 JUL 2017 19:09

1	72	CABEZAS ROSERO Janer	COL	04 OCT 1988	22.00	A
2	90	DE LA ROSA Carlos	ECU	15 AUG 1995	23.60	A
3	28	MENDES Lucas	BRA	02 MAR 1996	24.10	B
4	398	ORTAC Serdar	TUR	24 JAN 1997	23.45	A
5	278	RAVINA James	MAU	16 MAR 1998	23.97	B
6	62	DIWOUTA Edimo	CMR	11 NOV 1991	22.70	A
7	332	AKSENOV Ilia	RUS	09 DEC 1990	22.14	A
8	315	CYGLER Robert	POL	08 MAR 1991	23.00	A

## HEAT 5 OF 10

26 JUL 2017 19:09

1	262	ALQIDDAR Omer	LBA	18 MAR 1996	23.61	A
2	274	JAMPERIDIN Muhammad	MAS	27 JUN 2000	23.35	A
3	42	LI Bin	CHN	11 JUL 1990	22.16	A
4	426	ASHTON Gareth	USA	25 DEC 1999	22.68	A
5	424	VYSHYNSKYI Dmytro	UKR	18 JUL 1996	21.91	A
6	166	AL SAEDI Zaid	IRQ	02 SEP 1995	23.95	B
7	1	KHALIQYAR Eklil	AFG	29 MAR 1995	29.59	-
8	223	MUYEKHO Elijah	KEN	12 JUL 1994	23.00	A

## HEAT 6 OF 10

26 JUL 2017 19:09

1	86	CABA DOMINGUEZ Raine	DOM	05 JAN 1994	23.47	A
2	91	ESPINOZA Jerson	ECU	14 APR 1998	23.55	A
3	75	MOSQUERA Roberto	COL	22 FEB 1995	22.70	A
4	248	ALDIHANI Khaled	KUW	16 JAN 1994	24.00	B
5	385	WANG Shih-Wei	TPE	06 OCT 1992	22.00	A
6	282	TALESKI Davor	MKD	09 JUN 1999	24.10	B
7	452	SUTIL Jose	VEN	20 FEB 1994	22.98	A
8	82	LARRUDET GIL Erly	CUB	08 AUG 1985	22.14	A

## HEAT 7 OF 10

26 JUL 2017 19:09

1	461	SHANKOMBO Brian	ZAM			
2	318	KOTOWSKI Grzegorz	POL	08 DEC 1987	22.60	A
3	414	NOSENKO Mykola	UKR	16 JAN 1990	21.85	A
4	375	LENOIR Kim	SUI	17 JAN 1996	23.05	A
5	236	WAMIRA David	KEN	10 APR 1987	22.30	A
6	275	KAMARZAMAN Muhamad	MAS	12 JUN 1995	23.21	A
7	59	TOURE Inza	CIV	19 DEC 1988	23.88	B
8	96	GOMEZ AYALA Victor	ESP	17 SEP 1996	23.63	A

## HEAT 8 OF 10

26 JUL 2017 19:09

2	298	BOLU John	NGR	21 FEB 1998	22.51	A
3	437	KOSS Taylor	USA	10 AUG 1993	21.30	A
4	167	AL-AZZAWI Basim	IRQ	10 AUG 1990	22.55	A
5	309	ARSHAD Nadeem	PAK	02 SEP 1986	23.70	A
6	14	DIHALEVICH Daniil	BLR	18 APR 1997	23.20	A
7	117	GRAHAM Mitchell	GBR	05 MAR 1993	23.19	A
8	463	TURE' Abubacar	POR	02 NOV 1998	23.83	B

## HEAT 9 OF 10

26 JUL 2017 19:09

2	114	TANNER Santeri	FIN	15 DEC 1996	23.30	A
3	310	BUTT Waqar	PAK	04 SEP 1987	23.70	A
4	390	BICER Dogan	TUR	15 APR 1997	23.67	A
5	325	STEMPURSKI Daniel	POL	18 JAN 1997	22.30	A
6	277	MUHAMAD Nur	MAS	27 OCT 1999	23.07	A
7	196	YAMADA Maki	JPN	07 JUN 1997	21.71	A
8	231	SIMIYU Paul	KEN	26 MAR 1994	22.60	A

## HEAT 10 OF 10

26 JUL 2017 19:09

2	311	HUSSAIN Shahid	PAK	14 JUL 1988	23.70	A
3	404	DMYTRYENKO Oleksandr	UKR	10 MAY 1987	21.48	A
4	292	KARKI Balaram	NEP	27 MAR 1994	23.70	A
5	156	MAHATA Srikrishna	IND	13 JUL 1994	23.20	A
6	26	ZAPOISKIKH Sjarhei	BLR	13 SEP 1999	23.10	A
7	285	KEITA Moussa	MLI	05 AUG 1990	22.58	A
8	301	NWABENU Uche	NGR	15 NOV 1993	22.47	A

**Qualification: First 2 in each heat (Q) and 4 fastest (q) to Semifinal**

Deaflympics Records				
21.15	GASKIN Jr. Wendell	1973	USA SOFIA	30 JUL 1993
21.30	M WASHINGTON Gary		USA MALMOE	25 JUL 973
21.60	M LUKASH Valery		URS MALMOE	24 JUL 1973
22.00	M FOLDESSY Jozsef		HUN BELGRADE	13 AUG 1969
22.00	M DAVIS James		USA WASHINGTON	30 JUN 1965
22.40	M NIKONOV Vladimir		URS WASHINGTON	29 JUN 1965
22.70	M SMITH Edwin		USA MILAN	28 AUG 1957
22.70	M FREEDMAN Sheldon		USA MILAN	27 AUG 1957
22.90	M ASTROM Karl		SWE STOCKHOLM	27 AUG 1939
23.40	M REINMUND Paul		FRA PARIS	14 AUG 1924



# START LIST

LANE BIB SURNAME & NAME NOC DATE OF BIRTH S.BEST



## 200 m - Women - First Round

WR	24.43	TRNKOVA Margareta	1976	CZE	ROME	30 JUL 2001
DR	24.43	TRNKOVA Margareta	1976	CZE	ROME	30 JUL 2001

### HEAT 1 OF 4

26 JUL 2017 19:40

1	73	CHAPARRO Kimberly	COL	17 NOV 1995	27.77	B
2	394	ESKIN Ipek	TUR	10 OCT 1999	28.35	B
3	294	ALABI Nofisat	NGR	13 APR 1992	25.31	A
4	289	DEN EXTER Elaine	NED	23 MAR 1997	26.16	A
5	433	HAGEMAN Makenzie	USA	17 AUG 1993	24.96	A
6	232	WAFULA Ruth	KEN	21 APR 1999	26.80	A
7	270	ABDULLAH Norafaeza	MAS	25 JUL 2001	27.84	B
8	12	CHABATAROVA Tatsiana	BLR	17 FEB 1984	26.40	A

### HEAT 2 OF 4

26 JUL 2017 19:39

1	453	ZAMBRANO PORTE Maria	VEN	24 SEP 1990	27.78	B
2	237	WAMIRA Rael	KEN	16 JUN 1997	27.00	A
3	386	AKAY Aysun	TUR	30 OCT 1994	26.63	A
4	67	MBOE Meyong	CMR	08 APR 1983	24.70	A
5	8	HOWELL Jamie	AUS	04 JUL 1998	28.40	B
6	345	FILUSHKINA Alena	RUS	05 DEC 1996	25.68	A
7	27	ZHURBENKOVA Katsiaryna	BLR	05 MAY 1998	25.90	A
8	127	GAEDE Delia	GER	13 AUG 1999	26.61	A

### HEAT 3 OF 4

26 JUL 2017 19:39

1	121	OUNSLEY Jodie	GBR	17 JAN 2001	27.60	A
2	105	OZERSKA Melisa	EST	02 NOV 1998	28.35	B
3	32	CAO Yiqi	CHN	16 JAN 1993	25.32	A
4	303	ONASANYA Oyindamola	NGR	14 NOV 1997	26.80	A
5	422	TURKOVA Olena	UKR	26 FEB 1996	27.80	B
6	66	LEUMA Fanta	CMR	31 OCT 1989	24.89	A
7	459	MUSHIPI Ernestina	ZAM	20 APR 1995	26.14	A
8	235	WAMIRA Beryl	KEN	20 JUN 1995	26.50	A

### HEAT 4 OF 4

26 JUL 2017 19:39

1	41	JIANG Xiaolan	CHN	31 MAR 1991	26.19	A
2	137	BOATENG Peditor	GHA	14 OCT 1995	28.10	B
4	376	ANTUSEKOVA Martina	SVK	20 MAR 2000	28.30	B
5	299	CHINWE Elekwachi	NGR	16 MAY 1995	26.19	A
6	15	HANCHAROVA Yana	BLR	09 FEB 1988	27.00	A
7	460	SAKALA Diniwe	ZAM	27 JUL 1998	27.00	A
8	347	GOLOVINA Ksenia	RUS	17 MAR 1992	25.19	A

Qualification: First 3 in each heat (Q) and 4 fastest (q) to Semifinal



Deaflympics Records					
24.43	TRNKOVA	Margareta	1976	CZE ROME	30 JUL 2001
24.86	JACKSON	Sherrie		USA LOS ANGELES	14 JUL 1985
25.20	M GARGAN	Sharon		AUS BCHARST	22 JUL 1977
25.60	MIVANOVA	Nina		URS MALMO	26 JUL 1973
25.70	M FOWLER	Renonia		USA MALMO	25 JUL 1973
25.70	M DOERING	Gerdan		POL WASHINGTON	2/961
26.10	M PAVLUNINA	Klavdia		URS HELSINKI	8/961
26.70	M RIGA	Valentina		URS HELSINKI	8/961
26.80	M REDKINA	Antonina		URS HELSINKI	8/961
27.70	MNUBEK	Anna		URS MILAN	25 AUG 1957



# RESULTS

RANK BIB SURNAME & NAME NOC ORD - 1 - - 2 - - 3 - - 4 - - 5 - - 6 - RESULT  
DATE OF BIRTH



## Discus Throw - Men - First Round

WR	58.10	PONTON Cristian	1978	ITA	GORIZIA	15 JUL 2000
DR	57.76	KALMYKOV Dmitry	1992	RUS	SOFIA	01 AUG 2013

### GROUP A

1	199	YUGAMI Masateru	JPN	8	X	54.53	-	54.53	Q
		14 APR 1993							
2	402	BILOKON Oleg	UKR	2	47.87	-	-	47.87	q
		31 JUL 1977							
3	446	WEIS Alex	USA	9	44.94	X	46.75	46.75	q
		15 AUG 1994							
4	266	JURKSA Mindaugas	LTU	6	43.45	43.59	X	43.59	q
		14 OCT 1992							
5	46	SHEN Haijun	CHN	3	39.89	42.66	40.54	42.66	q
		23 JUL 1987							
6	324	ROZUMCZYK Tomasz	POL	7	X	41.18	37.47	41.18	q
		07 JUN 1989							
7	392	CALHAN Serhan	TUR	5	39.47	41.07	X	41.07	
		24 APR 1994							

### NOT RANKED

76	MURILLO Pedro	COL	1	X	X	X	NM
	22 SEP 1986						
94	CANO GARCIA Salvador	ESP	4				MED
	05 MAY 1987						
254	HUSAIN Jaber	KUW	10				DNS
	17 SEP 1978						

Qualification: 48.00 m (Q) or first 12 (q) to Final

Starting order	1	2	3	4	5	6	7	8	9	10					
	76	402	46	94	392	266	324	199	446	254					

Details:

Start time:16:00  
Finish Time:16:59

Temperature:+29°C  
Temperature:+28°C

Humidity:63%  
Humidity:63%

As of 26/07/2017 at 17:02

### GROUP B

1	350	KALMYKOV Dmitry	RUS	7	52.59	-	-	52.59	Q
		28 FEB 1992							
2	83	PEREZ PEREZ Hector	CUB	10	48.12	-	-	48.12	Q
		17 SEP 1988							

### Legend

DQ = Disqualified  
DNF = Did Not Finish  
- = Did Not Attempt  
ORD = Order

DNS = Did Not Start  
NM = No Result  
X = Failed  
MED = Medical Report

Samsun(TUR), 23rd - 29th July 2017

ATM02\_73R 1.0

RANK	BIB	SURNAME & NAME	NOC	ORD	- 1 -	- 2 -	- 3 -	- 4 -	- 5 -	- 6 -	RESULT
DATE OF BIRTH											
3	435	HOCKMAN Jacob	USA	9	X	44.64	X				44.64 q
		15 MAR 1994									
4	160	PIRAYGHARCHAMAN Sajjad	IRI	4	X	43.26	44.28				44.28 q
		23 JAN 1993									
5	124	BISCHLAGER Christoph	GER	5	43.76	44.04	41.45				44.04 q
		17 JUL 1983									
6	37	GAO Yongqiang	CHN	8	42.59	43.53	43.07				43.53 q
		09 OCT 1984									
7	265	IVASKEVICIUS Vytenis	LTU	3	X	37.67	X				37.67
		09 JUL 1992									
8	260	ABUSHAIRA Nedal	LBA	1	X	33.38	35.82				35.82
		23 SEP 1991									

## NOT RANKED

65	KOUNG Mpele	CMR	6								DNS
		23 DEC 1974									
246	ALAJMI Bader	KUW	2								DNS
		29 MAR 1985									

Qualification: 48.00 m (Q) or first 12 (q) to Final

Starting order	1	2	3	4	5	6	7	8	9	10					
	260	246	265	160	124	65	350	37	435	83					

### Details:

Start time:17:20  
Finish Time:17:42

Temperature:+26°C  
Temperature:+24°C

Humidity:64%  
Humidity:65%

As of 26/07/2017 at 17:44

### Legend

**DQ** = Disqualified  
**DNF** = Did Not Finish  
**-** = Did Not Attempt  
**ORD** = Order

**DNS** = Did Not Start  
**NM** = No Result  
**X** = Failed  
**MED** = Medical Report

Samsun(TUR), 23rd - 29th July 2017

ATM02\_73R 1.0





# SUMMARY

RANK BIB SURNAME & NAME NOC DATE OF BIRTH GROUP ORD RANK WIND RESULT



## Discus Throw - Men - First Round

WR DR	58.10 57.76	PONTON Cristian KALMYKOV Dmitry	1978 1992	ITA RUS	GORIZIA SOFIA	15 JUL 2000 01 AUG 2013
1	199	YUGAMI Masateru	JPN	14 APR 1993	A 8 1	54.53 Q
2	350	KALMYKOV Dmitry	RUS	28 FEB 1992	B 7 1	52.59 Q
3	83	PEREZ PEREZ Hector	CUB	17 SEP 1988	B 10 2	48.12 Q
4	402	BILOKON Oleg	UKR	31 JUL 1977	A 2 2	47.87 q
5	446	WEIS Alex	USA	15 AUG 1994	A 9 3	46.75 q
6	435	HOCKMAN Jacob	USA	15 MAR 1994	B 9 3	44.64 q
7	160	PIRAYGHARCHAMAN Sajjad	IRI	23 JAN 1993	B 4 4	44.28 q
8	124	BISCHLAGER Christoph	GER	17 JUL 1983	B 5 5	44.04 q
9	266	JURKSA Mindaugas	LTU	14 OCT 1992	A 6 4	43.59 q
10	37	GAO Yongqiang	CHN	09 OCT 1984	B 8 6	43.53 q
11	46	SHEN Haijun	CHN	23 JUL 1987	A 3 5	42.66 q
12	324	ROZUMCZYK Tomasz	POL	07 JUN 1989	A 7 6	41.18 q
13	392	CALHAN Serhan	TUR	24 APR 1994	A 5 7	41.07
14	265	IVASKEVICIUS Vytenis	LTU	09 JUL 1992	B 3 7	37.67
15	260	ABUSHAIRA Nedal	LBA	23 SEP 1991	B 1 8	35.82

## NOT RANKED

76	MURILLO Pedro	COL	22 SEP 1986	A 1	NM
65	KOUNG Mpele	CMR	23 DEC 1974	B 6	DNS
94	CANO GARCIA Salvador	ESP	05 MAY 1987	A 4	MED
246	ALAJMI Bader	KUW	29 MAR 1985	B 2	DNS
254	HUSAIN Jaber	KUW	17 SEP 1978	A 10	DNS

Qualification: 48.00 m (Q) or first 12 (q) to Final

### Legend

DQ = Disqualified  
DNF = Did Not Finish  
ORD = Order

DNS = Did Not Start  
NM = No Result  
MED = Medical Report

Samsun(TUR), 23rd - 29th July 2017

ATM00\_74B 1.0

1



RANK BIB SURNAME & NAME NOC DATE OF BIRTH LANE R.T. TIME



## 400 m - Men - Semifinal

WR	45.29	GASKIN JR Wendell	1973	USA	KNOXVILLE	17 JUL 1994
DR	47.09	GASKIN JR Wendell	1973	USA	SOFIA	27 JUL 1993

### SEMIFINAL 1 OF 3

1	399	SUZEN Yasin	TUR	10 FEB 1994	3	0.317	48.27 Q
2	330	ABDRAKHMANOV Artur	RUS	16 MAY 1986	5	0.235	48.91 Q
3	79	ALMIRA ESPINOSA Roberto	CUB	13 DEC 1992	4	0.408	49.99
4	439	PERRY Brady	USA	23 NOV 1999	8	0.231	50.00
5	224	MWANTHI Saulo	KEN	23 SEP 1991	2	0.253	51.11
6	48	WANG Yingzhe	CHN	14 MAY 1992	6	0.287	51.51
7	182	OSANAI Satoshi	JPN	21 JUL 1990	7	0.276	52.22
8	5	NACEUR Mohamed	ALG	11 OCT 1989	1	0.280	53.65

Qualification: First 2 in each heat (Q) and 2 fastest (q) to Final

Details: Start time:16:59 Temperature:+32°C Humidity:45%

LANE	COMPETITOR	REACTION (SECONDS)	FINISH (METERS)
1	NACEUR, Mohamed	0.280	380
2	MWANTHI, Saulo	0.253	390
3	SUZEN, Yasin	0.317	400
4	ALMIRA ESPINOSA, Robe	0.408	380
5	ABDRAKHMANOV, Artur	0.235	390
6	WANG, Yingzhe	0.287	380
7	OSANAI, Satoshi	0.276	390
8	PERRY, Brady	0.231	380

As of 26/07/2017 at 17:02

### SEMIFINAL 2 OF 3

1	196	YAMADA Maki	JPN	07 JUN 1997	6	0.240	49.50 Q
2	470	ADONIJA Benson	KEN	07 JUL 1992	3	0.333	49.95 Q
3	405	DRACH Sergii	UKR	02 APR 1988	4	0.254	49.98 q
4	388	BAYDAS Hasan	TUR	10 APR 1994	5	0.287	50.64
5	23	RAHULIA Uladzislau	BLR	24 APR 1998	7	0.284	51.13
6	204	LAKTIONOV Dmitriy	KAZ	17 SEP 1998	1	0.235	52.06
7	36	GAO Qingquan	CHN	19 AUG 1992	8	0.389	52.42
8	117	GRAHAM Mitchell	GBR	05 MAR 1993	2	0.282	53.49

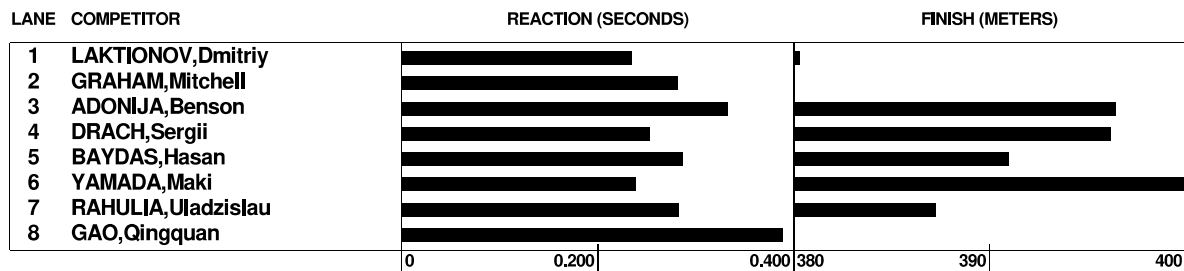
Qualification: First 2 in each heat (Q) and 2 fastest (q) to Final

Details: Start time:17:07 Temperature:+33°C Humidity:40%

#### Legend

DQ = Disqualified  
DNF = Did Not Finish  
R.T. = Reaction

DNS = Did Not Start  
Fn = False Start



As of 26/07/2017 at 17:10

### SEMIFINAL 3 OF 3

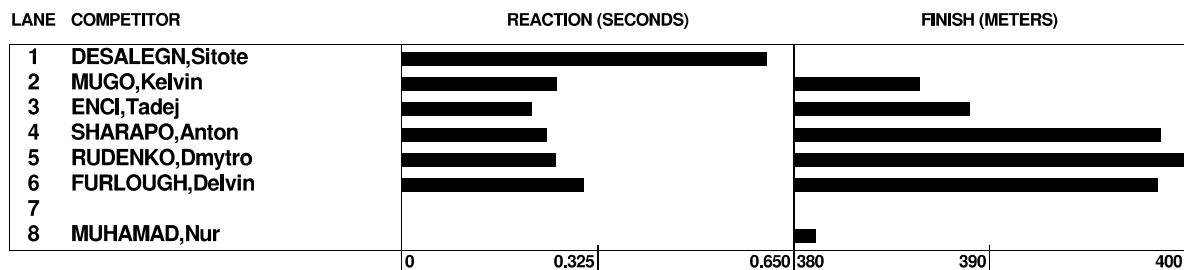
1	418	RUDENKO Dmytro	UKR	12 JUN 1990	5	0.257	49.26 Q
2	369	SHARAPO Anton	RUS	01 DEC 1995	4	0.241	49.42 Q
3	430	FURLOUGH Delvin	USA	27 AUG 1989	6	0.303	49.44 q
4	374	ENCI Tadej	SLO	19 AUG 1994	3	0.217	50.65
5	221	MUGO Kelvin	KEN	13 NOV 1994	2	0.258	50.99
6	277	MUHAMAD Nur	MAS	27 OCT 1999	8		51.70
7	108	DESALEGN Sitote	ETH	28 MAR 1999	1	0.606	53.03

### NOT RANKED

319	KULPA Michal	POL	11 JUN 1987	7		DNF
-----	--------------	-----	-------------	---	--	-----

Qualification: First 2 in each heat (Q) and 2 fastest (q) to Final

Details: Start time:17:17 Temperature:+33°C Humidity:40%



As of 26/07/2017 at 17:20

#### Legend

DQ = Disqualified  
DNF = Did Not Finish  
R.T. = Reaction  
DNS = Did Not Start  
Fn = False Start

Samsun(TUR), 23rd - 29th July 2017

ATM01\_73A 1.0



# SUMMARY

RANK BIB SURNAME & NAME NOC DATE OF BIRTH HEAT LANE RANK WIND TIME



## 400 m - Men - Semifinal

WR	45.29	GASKIN JR Wendell	1973	USA	KNOXVILLE	17 JUL 1994
DR	47.09	GASKIN JR Wendell	1973	USA	SOFIA	27 JUL 1993
1	399	SUZEN Yasin	TUR	10 FEB 1994	1 3 1	48.27 Q
2	330	ABDRAKHMANOV Artur	RUS	16 MAY 1986	1 5 2	48.91 Q
3	418	RUDEKNO Dmytro	UKR	12 JUN 1990	3 5 1	49.26 Q
4	369	SHARAPON Anton	RUS	01 DEC 1995	3 4 2	49.42 Q
5	430	FURLOUGH Delvin	USA	27 AUG 1989	3 6 3	49.44 q
6	196	YAMADA Maki	JPN	07 JUN 1997	2 6 1	49.50 Q
7	470	ADONIJIA Benson	KEN	07 JUL 1992	2 3 2	49.95 Q
8	405	DRACH Sergii	UKR	02 APR 1988	2 4 3	49.98 q
9	79	ALMIRA ESPINOSA Roberto	CUB	13 DEC 1992	1 4 3	49.99
10	439	PERRY Brady	USA	23 NOV 1999	1 8 4	50.00
11	388	BAYDAS Hasan	TUR	10 APR 1994	2 5 4	50.64
12	374	ENCI Tadej	SLO	19 AUG 1994	3 3 4	50.65
13	221	MUGO Kelvin	KEN	13 NOV 1994	3 2 5	50.99
14	224	MWANTHI Saulo	KEN	23 SEP 1991	1 2 5	51.11
15	23	RAHULIA Uladzislau	BLR	24 APR 1998	2 7 5	51.13
16	48	WANG Yingzhe	CHN	14 MAY 1992	1 6 6	51.51
17	277	MUHAMAD Nur	MAS	27 OCT 1999	3 8 6	51.70
18	204	LAKTIONOV Dmitriy	KAZ	17 SEP 1998	2 1 6	52.06
19	182	OSANAI Satoshi	JPN	21 JUL 1990	1 7 7	52.22
20	36	GAO Qingquan	CHN	19 AUG 1992	2 8 7	52.42
21	108	DESALEGN Sitote	ETH	28 MAR 1999	3 1 7	53.03
22	117	GRAHAM Mitchell	GBR	05 MAR 1993	2 2 8	53.49
23	5	NACEUR Mohamed	ALG	11 OCT 1989	1 1 8	53.65

## NOT RANKED

319 KULPA Michal POL 11 JUN 1987 3 7 DNF

Qualification: First 2 in each heat (Q) and 2 fastest (q) to Final

### Legend

DQ = Disqualified  
DNF = Did Not Finish  
R.T. = Reaction

DNS = Did Not Start  
Fn = False Start





# RESULTS

RANK BIB SURNAME & NAME NOC DATE OF BIRTH LANE R.T. TIME



## 100 m Hurdles - Women - Final

WR	14.21	SHAPOVAL Yuliya	1988	UKR	SOFIA	02 AUG 2013
WR	14.21	VANDERMEULEN Janna	1990	USA	SOFIA	02 AUG 2013
DR	14.21	SHAPOVAL Yuliya	1988	UKR	SOFIA	02 AUG 2013
DR	14.21	VANDERMEULEN Janna	1990	USA	SOFIA	02 AUG 2013

(Wind: -1.2 m/s)

1	445	VANDERMEULEN Janna	USA	08 MAY 1990	7	0.188	14.29
2	419	SHAPOVAL Yuliya	UKR	28 APR 1988	8	0.193	14.50
3	356	KLECHKINA Anastasia	RUS	04 AUG 1994	3	0.244	14.80
4	104	OLENKO Kairit	EST	21 DEC 1985	6	0.238	14.83
5	103	LANDAR Marja-Liisa	EST	19 JUL 1990	5	0.260	15.50
6	422	TURKOVA Olena	UKR	26 FEB 1996	4	0.201	16.82
7	190	TAI Sayuri	JPN	14 APR 1979	2	0.229	16.92

Details:

Start time:18:24

Temperature:+31°C

Humidity:51%

LANE	COMPETITOR	REACTION (SECONDS)	FINISH (METERS)
1	TAI, Sayuri	0.188	100
2	KLECHKINA, Anastasia	0.244	100
3	TURKOVA, Olena	0.201	100
4	LANDAR, Marja-Liisa	0.260	100
5	OLENKO, Kairit	0.238	100
6	VANDERMEULEN, Janna	0.193	100
7	SHAPOVAL, Yuliya	0.193	100
8	SHAPOVAL, Yuliya	0.193	100

As of 26/07/2017 at 18:26

### Legend

DQ = Disqualified  
DNF = Did Not Finish  
R.T. = Reaction

DNS = Did Not Start  
Fn = False Start

Samsun(TUR), 23rd - 29th July 2017

ATW01\_73A 1.0



# RESULTS

RANK BIB SURNAME & NAME NOC ORD - 1 - - 2 - - 3 - - 4 - - 5 - - 6 - RESULT  
DATE OF BIRTH



## Shot Put - Women - Final

WR	15.33	KRISTOFICOVA Ivana	1990	SVK	SOFIA	01 AUG 2013
DR	15.33	KRISTOFICOVA Ivana	1990	SVK	SOFIA	01 AUG 2013

1	377	KRISTOFICOVA Ivana	SVK	5	14.46	15.30	14.97	14.60	14.86	15.15	<b>15.30</b>
2	338	BIZIAKINA Svetlana	RUS	6	14.29	X	14.52	X	14.31	X	<b>14.52</b>
3	45	REN Chunxia	CHN	8	13.53	13.36	13.98	X	14.20	14.08	<b>14.20</b>
4	423	URSULENKO Nataliia	UKR	7	13.08	13.63	13.77	X	13.86	13.46	<b>13.86</b>
5	363	MAMLINA Anastasia	RUS	1	13.18	13.68	13.63	X	X	13.24	<b>13.68</b>
6	84	MATOUSKOVA Lenka	CZE	10	12.65	11.79	12.40	12.25	11.98	12.14	<b>12.65</b>
7	268	VORONECKAJA Larisa	LTU	4	12.53	12.50	-	-	-	-	<b>12.53</b>
8	202	KHIZHNYAKOVA Olga	KAZ	2	X	X	11.52	11.32	11.03	11.27	<b>11.52</b>
9	43	LIU Li	CHN	3	X	11.32	X				<b>11.32</b>
10	397	KOC Fatmagi	TUR	9	11.01	11.22	X				<b>11.22</b>

Starting order	1	2	3	4	5	6	7	8	9	10					
Initial	363	202	43	268	377	338	423	45	397	84					
4th and 5th and 6th at.	202	268	84	363	423	45	338	377							

### Details:

Start time:18:10  
Finish Time:18:58

Temperature:+25°C  
Temperature:+23°C

Humidity:65%  
Humidity:65%

As of 26/07/2017 at 19:00

### Legend

DQ = Disqualified  
DNF = Did Not Finish  
- = Did Not Attempt  
ORD = Order

DNS = Did Not Start  
NM = No Result  
X = Failed

Samsun(TUR), 23rd - 29th July 2017

ATW01\_73R 1.0

1



RANK BIB SURNAME & NAME NOC DATE OF BIRTH LANE R.T. TIME



### 800 m - Men - First Round

WR	1:49.70 MBOND Leo	1956	USA	BUCHAREST	21 JUL 1977
DR	1:49.70 MBOND Leo	1954	USA	BUCHAREST	21 JUL 1977

#### HEAT 1 OF 4

1	243	LEE Mooyong	KOR	20 SEP 1989	4	1:59.13 Q
2	334	ANDREEV Andrey	RUS	06 OCT 1986	8	1:59.92 Q
3	74	MENA Luis	COL	12 APR 1989	2	2:00.23 Q
4	79	ALMIRA ESPINOSA Roberto	CUB	13 DEC 1992	7	2:02.11 q
5	7	ZEGHBIB Abdelwahid	ALG	20 DEC 1993	5	2:04.15
6	379	JAITEP Uthai	THA	21 FEB 1991	3	2:05.86

#### NOT RANKED

307	USMAN Garba	NGR	24 JAN 1977	6	DNS
-----	-------------	-----	-------------	---	-----

Qualification: First 3 in each heat (Q) and 4 fastest (q) to Semifinal

Intermediate point leaders (Bib and Time):

400 m : 334 1:00.93

Details: Start time:18:34 Temperature:+31°C Humidity:51%

LANE	COMPETITOR	REACTION (SECONDS)	FINISH (METERS)
1			
2	MENA,Luis		
3	JAITEP,Uthai		
4	LEE,Mooyong		
5	ZEGHBIB,Abdelwahid		
6			
7	ALMIRA ESPINOSA,Robe		
8	ANDREEV,Andrey		

As of 26/07/2017 at 18:38

#### HEAT 2 OF 4

1	176	MORIMITSU Yuya	JPN	21 JUL 1995	6	1:59.64 Q
2	319	KULPA Michal	POL	11 JUN 1987	7	2:00.14 Q
3	220	MENJO Baxtone	KEN	20 AUG 1989	3	2:01.67 Q
4	168	YAHYA Ahmed	IRQ	11 MAY 1990	5	2:02.20 q
5	204	LAKTIONOV Dmitriy	KAZ	17 SEP 1998	4	2:04.02
6	442	SINGLETON Michael	USA	17 SEP 1999	2	2:04.94

Qualification: First 3 in each heat (Q) and 4 fastest (q) to Semifinal

Intermediate point leaders (Bib and Time):

400 m : 176 59:49.00

#### Legend

DQ = Disqualified  
DNF = Did Not Finish  
R.T. = Reaction

DNS = Did Not Start  
Fn = False Start

Samsun(TUR), 23rd - 29th July 2017

ATM04\_73A 1.0

1

**Details:** Start time:18:40 Temperature:+31°C Humidity:51%

LANE	COMPETITOR	REACTION (SECONDS)	FINISH (METERS)
1			
2	SINGLETON,Michael		
3	MENJO,Baxtone		
4	LAKTIONOV,Dmitriy		
5	YAHYA,Ahmed		
6	MORIMITSU,Yuya		
7	KULPA,Michal		
8			
			780 790 800

As of 26/07/2017 at 18:43

### HEAT 3 OF 4

1	216	KOECH John	KEN	29 AUG 1986	6	2:01.58 Q
2	100	MARTINEZ MORGA Jaime	ESP	23 JAN 1995	4	2:01.75 Q
3	280	SOTO Fabian	MEX	20 JAN 1987	5	2:01.83 Q
4	155	KURIAKOSE Jijo	IND	21 JUN 1989	3	2:02.32
5	449	ELIAS Nestor	VEN	20 MAY 1996	7	2:16.53
6	57	KOFFI Dja	CIV	18 JUN 1986	2	2:16.56

**Qualification: First 3 in each heat (Q) and 4 fastest (q) to Semifinal**

Intermediate point leaders (Bib and Time):

400 m : 57 1:02.17

**Details:** Start time:18:46 Temperature:+31°C Humidity:51%

LANE	COMPETITOR	REACTION (SECONDS)	FINISH (METERS)
1			
2	KOFFI,Dja		
3	KURIAKOSE,Jijo		
4	MARTINEZ MORGA,Jaime		
5	SOTO,Fabian		
6	KOECH,John		
7	ELIAS,Nestor		
8			
			780 790 800

As of 26/07/2017 at 18:49

### HEAT 4 OF 4

1	13	CHARNIAK Aliaksandr	BLR	23 NOV 1990	6	1:58.56 Q
2	234	WAMBUI Kelvin K.	KEN	31 DEC 1994	2	1:58.71 Q
3	125	BLEY Alexander	GER	24 DEC 1990	3	1:59.23 Q
4	335	BAGANOV Daniil	RUS	10 MAY 1992	4	1:59.52 q
5	6	YETTOU Mohamed	ALG	26 NOV 1992	5	2:01.84 q
6	440	PETERS Junior	USA	20 OCT 1997	7	2:09.28

### NOT RANKED

145	OWUSU Francis	GHA	30 APR 1987	8	DNS
-----	---------------	-----	-------------	---	-----

**Qualification: First 3 in each heat (Q) and 4 fastest (q) to Semifinal**

Intermediate point leaders (Bib and Time):

**Details:** Start time:18:52 Temperature:+31°C Humidity:51%

#### Legend

DQ = Disqualified  
DNF = Did Not Finish  
R.T. = Reaction

DNS = Did Not Start  
Fn = False Start

Samsun(TUR), 23rd - 29th July 2017

ATM04\_73A 1.0

LANE	COMPETITOR	REACTION (SECONDS)	FINISH (METERS)
1			
2	WAMBUI,Kelvin K.		
3	BLEY,Alexander		
4	BAGANOV,Daniil		
5	YETTOU,Mohamed		
6	CHARNIAK,Aliaksandr		
7	PETERS,Junior		
8			

As of 26/07/2017 at 18:55

## Legend

**DQ** = Disqualified  
**DNF** = Did Not Finish  
**R.T.** = Reaction

**DNS** = Did Not Start  
**Fn** = False Start

Samsun(TUR), 23rd - 29th July 2017

ATM04\_73A 1.0

3





# SUMMARY

RANK BIB SURNAME & NAME NOC DATE OF BIRTH HEAT LANE RANK WIND TIME



## 800 m - Men - First Round

WR	1:49.70 MBOND Leo			1956	USA	BUCHAREST	21 JUL 1977		
DR	1:49.70 MBOND Leo			1954	USA	BUCHAREST	21 JUL 1977		
1	13	CHARNIAK Aliaksandr	BLR	23 NOV 1990	4	6	1	1:58.56	Q
2	234	WAMBUI Kelvin K.	KEN	31 DEC 1994	4	2	2	1:58.71	Q
3	243	LEE Mooyong	KOR	20 SEP 1989	1	4	1	1:59.13	Q
4	125	BLEY Alexander	GER	24 DEC 1990	4	3	3	1:59.23	Q
5	335	BAGANOV Daniil	RUS	10 MAY 1992	4	4	4	1:59.52	q
6	176	MORIMITSU Yuya	JPN	21 JUL 1995	2	6	1	1:59.64	Q
7	334	ANDREEV Andrey	RUS	06 OCT 1986	1	8	2	1:59.92	Q
8	319	KULPA Michal	POL	11 JUN 1987	2	7	2	2:00.14	Q
9	74	MENA Luis	COL	12 APR 1989	1	2	3	2:00.23	Q
10	216	KOECH John	KEN	29 AUG 1986	3	6	1	2:01.58	Q
11	220	MENJO Baxtone	KEN	20 AUG 1989	2	3	3	2:01.67	Q
12	100	MARTINEZ MORGA Jaime	ESP	23 JAN 1995	3	4	2	2:01.75	Q
13	280	SOTO Fabian	MEX	20 JAN 1987	3	5	3	2:01.83	Q
14	6	YETTOU Mohamed	ALG	26 NOV 1992	4	5	5	2:01.84	q
15	79	ALMIRA ESPINOSA Roberto	CUB	13 DEC 1992	1	7	4	2:02.11	q
16	168	YAHYA Ahmed	IRQ	11 MAY 1990	2	5	4	2:02.20	q
17	155	KURIAKOSE Jijo	IND	21 JUN 1989	3	3	4	2:02.32	
18	204	LAKTIONOV Dmitriy	KAZ	17 SEP 1998	2	4	5	2:04.02	
19	7	ZEGHBIB Abdelwahid	ALG	20 DEC 1993	1	5	5	2:04.15	
20	442	SINGLETON Michael	USA	17 SEP 1999	2	2	6	2:04.94	
21	379	JAITEP Uthai	THA	21 FEB 1991	1	3	6	2:05.86	
22	440	PETERS Junior	USA	20 OCT 1997	4	7	6	2:09.28	
23	449	ELIAS Nestor	VEN	20 MAY 1996	3	7	5	2:16.53	
24	57	KOFFI Dia	CIV	18 JUN 1986	3	2	6	2:16.56	

## NOT RANKED

145	OWUSU Francis	GHA	30 APR 1987	4 8	DNS
307	USMAN Garba	NGR	24 JAN 1977	1 6	DNS

Qualification: First 3 in each heat (Q) and 4 fastest (q) to Semifinal

### Legend

DQ = Disqualified  
DNF = Did Not Finish  
R.T. = Reaction

DNS = Did Not Start  
Fn = False Start



RANK BIB SURNAME & NAME NOC DATE OF BIRTH LANE R.T. TIME



## 200 m - Men - First Round

WR	21.15	GASKIN JR Wendell	1973	USA	SOFIA	30 JUL 1993
DR	21.15	GASKIN JR Wendell	1973	USA	SOFIA	30 JUL 1993

### HEAT 1 OF 10

(Wind: -0.6 m/s)

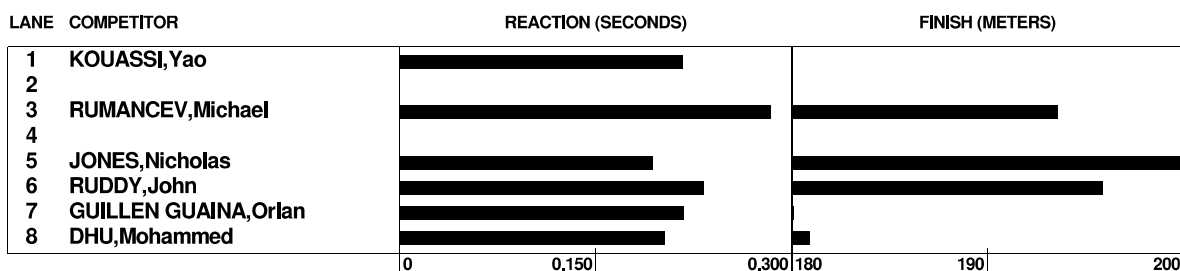
1	436	JONES Nicholas	USA	23 JAN 1995	5	0.194	<b>22.27</b> Q
2	122	RUDDY John	GBR	18 NOV 1990	6	0.233	<b>22.74</b> Q
3	130	RUMANCEV Michael	GER	20 JAN 1994	3	0.284	<b>23.01</b> q
4	264	DHU Mohammed	LBA	15 JUL 1999	8	0.203	<b>24.62</b>
5	451	GUILLEN GUAINA Orlando	VEN	19 APR 1998	7	0.218	<b>24.73</b>
6	58	KOUASSI Yao	CIV	28 APR 1995	1	0.217	<b>25.05</b>

### NOT RANKED

68	TAGNE Mountessou	CMR	18 JAN 1990	2	DNS
456	CHOMBA Mpundu	ZAM	23 SEP 1996	4	DNS

Qualification: First 2 in each heat (Q) and 4 fastest (q) to Semifinal

Details: Start time:19:10 Temperature:+30°C Humidity:54%



As of 26/07/2017 at 19:12

### HEAT 2 OF 10

(Wind: -1.5 m/s)

1	366	OBLONKOV Victor	RUS	29 JUN 1994	1	0.258	<b>22.36</b> Q
2	329	JIYANE Simo-eSihle	RSA	22 OCT 1996	7	0.215	<b>23.30</b> Q
3	389	BAYDAS Huseyin	TUR	10 APR 1994	6	0.243	<b>23.79</b>
4	281	CHEHOVIKJ Samir	MKD	23 NOV 1998	2	0.297	<b>27.14</b>

### NOT RANKED

56	AMON Patrick	CIV	08 OCT 1989	5	DNS
144	OKYERE Ofori	GHA	28 MAY 1998	4	DNS
306	UDOH Essien	NGR	09 AUG 1983	8	DNS
455	BANDA Misozi	ZAM	05 JAN 1992	3	DNS

#### Legend

DQ = Disqualified  
DNF = Did Not Finish  
R.T. = Reaction

DNS = Did Not Start  
Fn = False Start

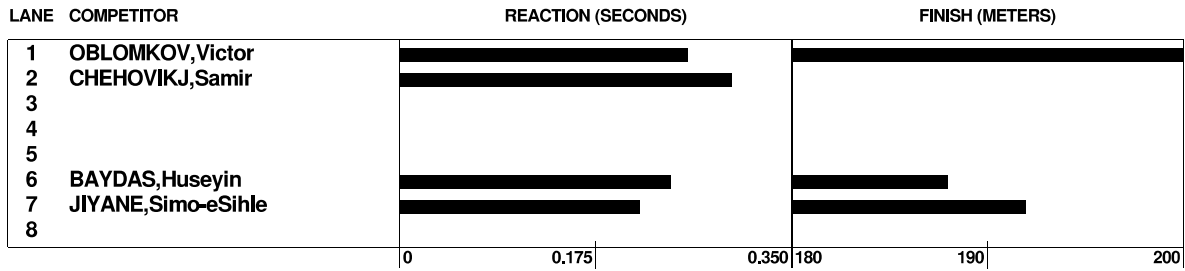
Samsun(TUR), 23rd - 29th July 2017

ATM01\_73A 1.0



Qualification: First 2 in each heat (Q) and 4 fastest (q) to Semifinal

**Details:** Start time:19:15 Temperature:+30°C Humidity:54%



As of 26/07/2017 at 19:16

### HEAT 3 OF 10

(Wind: -0.6 m/s)

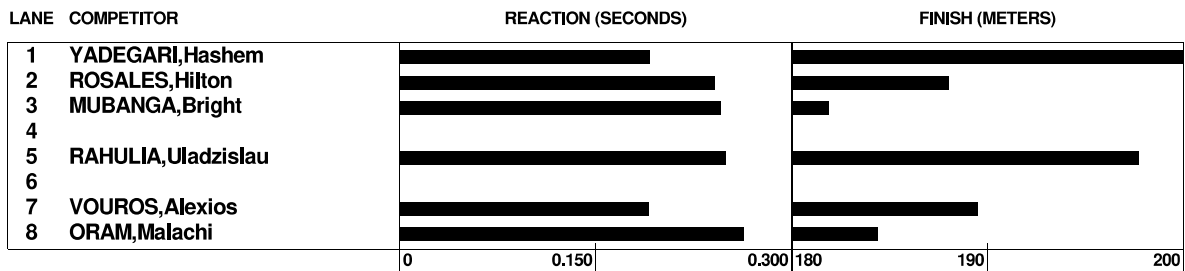
1	164	YADEGARI Hashem	IRI	26 MAY 1992	1	0.192	22.74	Q
2	23	RAHULIA Uladzislau	BLR	24 APR 1998	5	0.250	23.00	Q
3	147	VOUROS Alexios	GRE	28 DEC 1998	7	0.191	24.00	
4	92	ROSALES Hilton	ECU	17 APR 1999	2	0.242	24.19	
5	120	ORAM Malachi	GBR	08 FEB 1996	8	0.264	24.66	
6	458	MUBANGA Bright	ZAM	19 MAY 1995	3	0.246	25.00	

### NOT RANKED

89	MELENCIANO REYES Christo	DOM	13 MAY 1998	6	DNS
146	SAM Emmanuel	GHA	25 DEC 1992	4	DNS

Qualification: First 2 in each heat (Q) and 4 fastest (q) to Semifinal

**Details:** Start time:19:20 Temperature:+30°C Humidity:54%



As of 26/07/2017 at 19:23

### HEAT 4 OF 10

(Wind: -1.2 m/s)

1	332	AKSENOV Ilia	RUS	09 DEC 1990	7	0.198	22.66	Q
2	72	CABEZAS ROSERO Janer	COL	04 OCT 1988	1	0.203	23.00	Q
3	315	CYGLER Robert	POL	08 MAR 1991	8	0.233	23.26	q
4	398	ORTAC Serdar	TUR	24 JAN 1997	4	0.244	23.80	
5	28	MENDES Lucas	BRA	02 MAR 1996	3	0.330	24.20	
6	278	RAVINA James	MAU	16 MAR 1998	5	0.270	24.27	
7	90	DE LA ROSA Carlos	ECU	15 AUG 1995	2	0.237	25.22	

### NOT RANKED

#### Legend

DQ = Disqualified  
DNF = Did Not Finish  
R.T. = Reaction  
DNS = Did Not Start  
Fn = False Start

Samsun(TUR), 23rd - 29th July 2017

ATM01\_73A 1.0



RANK	BIB	SURNAME & NAME	NOC	DATE OF BIRTH	LANE	R.T.	TIME
	62	DIWOUTA Edimo	CMR	11 NOV 1991	6		DNS

Qualification: First 2 in each heat (Q) and 4 fastest (q) to Semifinal

Details: Start time:19:27 Temperature:+30°C Humidity:54%

LANE	COMPETITOR	REACTION (SECONDS)	FINISH (METERS)
1	CABEZAS ROSERO,Janer		
2	DE LA ROSA,Carlos		
3	MENDES,Lucas		
4	ORTAC,Serdar		
5	RAVINA,James		
6			
7	AKSENOV,Iliia		
8	CYGLER,Robert		
		0 0.175 0.350	180 190 200

As of 26/07/2017 at 19:29

#### HEAT 5 OF 10

(Wind: -1.8 m/s)

1	424	VYSHYNSKYI Dmytro	UKR	18 JUL 1996	5	0.206	23.03 Q
2	426	ASHTON Gareth	USA	25 DEC 1999	4	0.247	23.45 Q
3	42	LI Bin	CHN	11 JUL 1990	3	0.236	23.47
4	223	MUYEKHO Elijah	KEN	12 JUL 1994	8	0.239	23.63
5	274	JAMPERIDIN Muhammad	MAS	27 JUN 2000	2	0.204	24.31
6	166	AL SAEDI Zaid	IRQ	02 SEP 1995	6	0.242	24.38
7	262	ALQIDDAR Omer	LBA	18 MAR 1996	1	0.178	24.63
8	1	KHALIQYAR Eklil	AFG	29 MAR 1995	7	0.415	26.36

Qualification: First 2 in each heat (Q) and 4 fastest (q) to Semifinal

Details: Start time:19:33 Temperature:+30°C Humidity:54%

LANE	COMPETITOR	REACTION (SECONDS)	FINISH (METERS)
1	ALQIDDAR,Omer		
2	JAMPERIDIN,Muhammad		
3	LI,Bin		
4	ASHTON,Gareth		
5	VYSHYNSKYI,Dmytro		
6	AL SAEDI,Zaid		
7	KHALIQYAR,Eklil		
8	MUYEKHO,Elijah		
		0 0.225 0.450	180 190 200

As of 26/07/2017 at 19:35

#### HEAT 6 OF 10

(Wind: -1.5 m/s)

1	82	LARRUDET GIL Erly	CUB	08 AUG 1985	8	0.216	22.95 Q
2	385	WANG Shih-Wei	TPE	06 OCT 1992	5	0.183	23.37 Q
3	452	SUTIL Jose	VEN	20 FEB 1994	7	0.266	23.75
4	91	ESPINOZA Jerson	ECU	14 APR 1998	2	0.372	24.59
5	75	MOSQUERA Roberto	COL	22 FEB 1995	3	0.226	24.71
6	282	TALESKI Davor	MKD	09 JUN 1999	6	0.193	27.05

#### NOT RANKED

86	CABA DOMINGUEZ Raine	DOM	05 JAN 1994	1		DNS
248	ALDIHANI Khaled	KUW	16 JAN 1994	4		DNS

Qualification: First 2 in each heat (Q) and 4 fastest (q) to Semifinal

#### Legend

DQ = Disqualified  
DNF = Did Not Finish  
R.T. = Reaction

DNS = Did Not Start  
Fn = False Start

Samsun(TUR), 23rd - 29th July 2017

ATM01\_73A 1.0

3



Details: Start time:19:38 Temperature:+30°C Humidity:54%

LANE	COMPETITOR	REACTION (SECONDS)	FINISH (METERS)
1	ESPINOZA, Jerson	0.400	180
2	MOSQUERA, Roberto	0.200	190
3	WANG, Shih-Wei	0.200	200
4	TALESKI, Davor	0.200	180
5	SUTIL, Jose	0.200	190
6	LARRUDET GIL, Erly	0.200	200
7		0.200	180
8		0.200	190

As of 26/07/2017 at 19:40

## HEAT 7 OF 10

(Wind: -1.3 m/s)

1	236	WAMIRA David	KEN	10 APR 1987	5	0.235	22.66 Q
2	375	LENOIR Kim	SUI	17 JAN 1996	4	0.189	22.85 Q
3	318	KOTOWSKI Grzegorz	POL	08 DEC 1987	2	0.277	22.96 q
4	96	GOMEZ AYALA Victor	ESP	17 SEP 1996	8	0.241	23.87
5	275	KAMARZAMAN Muhamad	MAS	12 JUN 1995	6	0.246	23.94
6	461	SHANKOMBO Brian	ZAM	21 OCT 1995	1	0.227	23.97
7	59	TOURE Inza	CIV	19 DEC 1988	7	0.224	27.49

## NOT RANKED

414	NOSENKO Mykola	UKR	16 JAN 1990	3	DNF
-----	----------------	-----	-------------	---	-----

Qualification: First 2 in each heat (Q) and 4 fastest (q) to Semifinal

Details: Start time:19:44 Temperature:+30°C Humidity:54%

LANE	COMPETITOR	REACTION (SECONDS)	FINISH (METERS)
1	SHANKOMBO, Brian	0.300	180
2	KOTOWSKI, Grzegorz	0.300	190
3	LENOIR, Kim	0.300	200
4	WAMIRA, David	0.300	180
5	KAMARZAMAN, Muhamad	0.300	190
6	TOURE, Inza	0.300	200
7	GOMEZ AYALA, Victor	0.300	180
8		0.300	190

As of 26/07/2017 at 19:47

## HEAT 8 OF 10

(Wind: -1.8 m/s)

1	437	KOSS Taylor	USA	10 AUG 1993	3	0.230	22.86 Q
2	14	DIHALEVICH Daniil	BLR	18 APR 1997	6	0.207	23.17 Q
3	167	AL-AZZAWI Basim	IRQ	10 AUG 1990	4	0.435	24.10
4	463	TURE' Abubacar	POR	02 NOV 1998	8	0.294	24.87

## NOT RANKED

298	BOLU John	NGR	21 FEB 1998	2	DNF
309	ARSHAD Nadeem	PAK	02 SEP 1986	5	DNF
117	GRAHAM Mitchell	GBR	05 MAR 1993	7	DQ IAAF 162/6

Qualification: First 2 in each heat (Q) and 4 fastest (q) to Semifinal

### Legend

DQ = Disqualified  
DNF = Did Not Finish  
R.T. = Reaction

DNS = Did Not Start  
Fn = False Start

Samsun(TUR), 23rd - 29th July 2017

ATM01\_73A 1.0

4



**Details:** Start time:19:50 Temperature:+30°C Humidity:54%

LANE	COMPETITOR	REACTION (SECONDS)	FINISH (METERS)
1			
2			
3	KOSS,Taylor		
4	AL-AZZAWI,Basim		
5			
6	DIHALEVICH,Daniil		
7			
8	TURE',Abubacar		
		0 0.225 0.450	180 190 200

As of 26/07/2017 at 19:51

## HEAT 9 OF 10

(Wind: -0.7 m/s)

1	196	YAMADA Maki	JPN	07 JUN 1997	7	0.242	<b>22.75</b> Q
2	231	SIMIYU Paul	KEN	26 MAR 1994	8	0.210	<b>22.95</b> Q
3	325	STEMPURSKI Daniel	POL	18 JAN 1997	5	0.181	<b>23.23</b> q
4	390	BICER Dogan	TUR	15 APR 1997	4	0.369	<b>23.31</b>
5	114	TANNER Santeri	FIN	15 DEC 1996	2	0.199	<b>23.55</b>
6	277	MUHAMAD Nur	MAS	27 OCT 1999	6	0.438	<b>23.98</b>

## NOT RANKED

310	BUTT Waqar	PAK	04 SEP 1987	3	DNS
-----	------------	-----	-------------	---	-----

Qualification: First 2 in each heat (Q) and 4 fastest (q) to Semifinal

**Details:** Start time:19:54 Temperature:+30°C Humidity:54%

LANE	COMPETITOR	REACTION (SECONDS)	FINISH (METERS)
1			
2	TANNER,Santeri		
3			
4	BICER,Dogan		
5	STEMPURSKI,Daniel		
6	MUHAMAD,Nur		
7	YAMADA,Maki		
8	SIMIYU,Paul		
		0 0.225 0.450	180 190 200

As of 26/07/2017 at 19:58

## HEAT 10 OF 10

(Wind: -1.0 m/s)

1	404	DMYTRYENKO Oleksandr	UKR	10 MAY 1987	3	0.186	<b>22.69</b> Q
2	26	ZAPOISKIKH Siarhei	BLR	13 SEP 1999	6	0.262	<b>22.91</b> Q
3	156	MAHATA Srikrishna	IND	13 JUL 1994	5	0.207	<b>23.43</b>
4	285	KEITA Moussa	MLI	05 AUG 1990	7	0.335	<b>24.15</b>
5	292	KARKI Balaram	NEP	27 MAR 1994	4	0.331	<b>32.79</b>

## NOT RANKED

301	NWABENU Uche	NGR	15 NOV 1993	8	DNS
311	HUSSAIN Shahid	PAK	14 JUL 1988	2	DNS

Qualification: First 2 in each heat (Q) and 4 fastest (q) to Semifinal

**Details:** Start time:20:00 Temperature:+30°C Humidity:54%

### Legend

DQ = Disqualified  
DNF = Did Not Finish  
R.T. = Reaction

DNS = Did Not Start  
Fn = False Start

Samsun(TUR), 23rd - 29th July 2017

ATM01\_73A 1.0

5



LANE	COMPETITOR	REACTION (SECONDS)	FINISH (METERS)
1			
2			
3	DMYTRYENKO,Oleksand		
4	KARKI,Balaram		
5	MAHATA,Srikrishna		
6	ZAPOISKIKH,Siarhei		
7	KEITA,Moussa		
8			

As of 26/07/2017 at 20:02

Legend

DQ = Disqualified  
DNF = Did Not Finish  
R.T. = Reaction

DNS = Did Not Start  
Fn = False Start

Samsun(TUR), 23rd - 29th July 2017

ATM01\_73A 1.0





# SUMMARY

RANK BIB SURNAME & NAME NOC DATE OF BIRTH HEAT LANE RANK WIND TIME



## 200 m - Men - First Round

WR DR	21.15 21.15	GASKIN JR Wendell GASKIN JR Wendell	1973 1973	USA USA	SOFIA SOFIA	30 JUL 1993 30 JUL 1993
1	436	JONES Nicholas	USA	23 JAN 1995	1 5 1 -0.6	22.27 Q
2	366	OBLONKOV Victor	RUS	29 JUN 1994	2 1 1 -1.5	22.36 Q
3	332	AKSENOV Iliia	RUS	09 DEC 1990	4 7 1 -1.2	22.66 Q
4	236	WAMIRA David	KEN	10 APR 1987	7 5 1 -1.3	22.66 Q
5	404	DMYTRYENKO Oleksandr	UKR	10 MAY 1987	10 3 1 -1.0	22.69 Q
6	164	YADEGARI Hashem	IRI	26 MAY 1992	3 1 1 -0.6	22.74 Q
7	122	RUDDY John	GBR	18 NOV 1990	1 6 2 -0.6	22.74 Q
8	196	YAMADA Maki	JPN	07 JUN 1997	9 7 1 -0.7	22.75 Q
9	375	LENOIR Kim	SUI	17 JAN 1996	7 4 2 -1.3	22.85 Q
10	437	KOSS Taylor	USA	10 AUG 1993	8 3 1 -1.8	22.86 Q
11	26	ZAPOISKIKH Siarhei	BLR	13 SEP 1999	10 6 2 -1.0	22.91 Q
12	82	LARRUDET GIL Erly	CUB	08 AUG 1985	6 8 1 -1.5	22.95 Q
13	231	SIMIYU Paul	KEN	26 MAR 1994	9 8 2 -0.7	22.95 Q
14	318	KOTOWSKI Grzegorz	POL	08 DEC 1987	7 2 3 -1.3	22.96 q
15	23	RAHULIA Uladzislau	BLR	24 APR 1998	3 5 2 -0.6	23.00 Q
16	72	CABEZAS ROSERO Janer	COL	04 OCT 1988	4 1 2 -1.2	23.00 Q
17	130	RUMANCEV Michael	GER	20 JAN 1994	1 3 3 -0.6	23.01 q
18	424	VYSHYNSKYI Dmytro	UKR	18 JUL 1996	5 5 1 -1.8	23.03 Q
19	14	DIHALEVICH Daniil	BLR	18 APR 1997	8 6 2 -1.8	23.17 Q
20	325	STEMPURSKI Daniel	POL	18 JAN 1997	9 5 3 -0.7	23.23 q
21	315	CYGLER Robert	POL	08 MAR 1991	4 8 3 -1.2	23.26 q
22	329	JIYANE Simo-eSihle	RSA	22 OCT 1996	2 7 2 -1.5	23.30 Q
23	390	BICER Dogan	TUR	15 APR 1997	9 4 4 -0.7	23.31
24	385	WANG Shih-Wei	TPE	06 OCT 1992	6 5 2 -1.5	23.37 Q
25	156	MAHATA Srikrishna	IND	13 JUL 1994	10 5 3 -1.0	23.43
26	426	ASHTON Gareth	USA	25 DEC 1999	5 4 2 -1.8	23.45 Q
27	42	LI Bin	CHN	11 JUL 1990	5 3 3 -1.8	23.47
28	114	TANNER Santeri	FIN	15 DEC 1996	9 2 5 -0.7	23.55
29	223	MUYEKHO Elijah	KEN	12 JUL 1994	5 8 4 -1.8	23.63
30	452	SUTIL Jose	VEN	20 FEB 1994	6 7 3 -1.5	23.75
31	389	BAYDAS Huseyin	TUR	10 APR 1994	2 6 3 -1.5	23.79
32	398	ORTAC Serdar	TUR	24 JAN 1997	4 4 4 -1.2	23.80
33	96	GOMEZ AYALA Victor	ESP	17 SEP 1996	7 8 4 -1.3	23.87
34	275	KAMARZAMAN Muhamad	MAS	12 JUN 1995	7 6 5 -1.3	23.94
35	461	SHANKOMBO Brian	ZAM	21 OCT 1995	7 1 6 -1.3	23.97
36	277	MUHAMAD Nur	MAS	27 OCT 1999	9 6 6 -0.7	23.98
37	147	VOUROS Alexios	GRE	28 DEC 1998	3 7 3 -0.6	24.00
38	167	AL-AZZAWI Basim	IRQ	10 AUG 1990	8 4 3 -1.8	24.10
39	285	KEITA Moussa	MLI	05 AUG 1990	10 7 4 -1.0	24.15
40	92	ROSALES Hilton	ECU	17 APR 1999	3 2 4 -0.6	24.19
41	28	MENDES Lucas	BRA	02 MAR 1996	4 3 5 -1.2	24.20
42	278	RAVINA James	MAU	16 MAR 1998	4 5 6 -1.2	24.27
43	274	JAMPERIDIN Muhammad	MAS	27 JUN 2000	5 2 5 -1.8	24.31
44	166	AL SAEDI Zaid	IRQ	02 SEP 1995	5 6 6 -1.8	24.38
45	91	ESPINOZA Jerson	ECU	14 APR 1998	6 2 4 -1.5	24.59

### Legend

DQ = Disqualified  
DNF = Did Not Finish  
R.T. = Reaction

DNS = Did Not Start  
Fn = False Start

Samsun(TUR), 23rd - 29th July 2017

ATM00\_74A 1.0

1

RANK	BIB	SURNAME & NAME	NOC	DATE OF BIRTH	HEAT	LANE	RANK	WIND	TIME
46	264	DHU Mohammed	LBA	15 JUL 1999	1	8	4	-0.6	24.62
47	262	ALQIDDAR Omer	LBA	18 MAR 1996	5	1	7	-1.8	24.63
48	120	ORAM Malachi	GBR	08 FEB 1996	3	8	5	-0.6	24.66
49	75	MOSQUERA Roberto	COL	22 FEB 1995	6	3	5	-1.5	24.71
50	451	GUILLEN GUAINA Orlando	VEN	19 APR 1998	1	7	5	-0.6	24.73
51	463	TURE' Abubacar	POR	02 NOV 1998	8	8	4	-1.8	24.87
52	458	MUBANGA Bright	ZAM	19 MAY 1995	3	3	6	-0.6	25.00
53	58	KOUASSI Yao	CIV	28 APR 1995	1	1	6	-0.6	25.05
54	90	DE LA ROSA Carlos	ECU	15 AUG 1995	4	2	7	-1.2	25.22
55	1	KHALIQYAR Eklil	AFG	29 MAR 1995	5	7	8	-1.8	26.36
56	282	TALESKI Davor	MKD	09 JUN 1999	6	6	6	-1.5	27.05
57	281	CHEHOVIKJ Samir	MKD	23 NOV 1998	2	2	4	-1.5	27.14
58	59	TOURE Inza	CIV	19 DEC 1988	7	7	7	-1.3	27.49
59	292	KARKI Balaram	NEP	27 MAR 1994	10	4	5	-1.0	32.79

## NOT RANKED

56	AMON Patrick	CIV	08 OCT 1989	2	5	-1.5	DNS
62	DIWOUTA Edimo	CMR	11 NOV 1991	4	6	-1.2	DNS
68	TAGNE Mountessou	CMR	18 JAN 1990	1	2	-0.6	DNS
86	CABA DOMINGUEZ Raine	DOM	05 JAN 1994	6	1	-1.5	DNS
89	MELENCIANO REYES Christo	DOM	13 MAY 1998	3	6	-0.6	DNS
144	OKYERE Ofori	GHA	28 MAY 1998	2	4	-1.5	DNS
146	SAM Emmanuel	GHA	25 DEC 1992	3	4	-0.6	DNS
248	ALDIHANI Khaled	KUW	16 JAN 1994	6	4	-1.5	DNS
298	BOLU John	NGR	21 FEB 1998	8	2	-1.8	DNS
301	NWABENU Uche	NGR	15 NOV 1993	10	8	-1.0	DNS
306	UDOH Essien	NGR	09 AUG 1983	2	8	-1.5	DNS
309	ARSHAD Nadeem	PAK	02 SEP 1986	8	5	-1.8	DNS
310	BUTT Waqar	PAK	04 SEP 1987	9	3	-0.7	DNS
311	HUSSAIN Shahid	PAK	14 JUL 1988	10	2	-1.0	DNS
455	BANDA Misozi	ZAM	05 JAN 1992	2	3	-1.5	DNS
456	CHOMBA Mpundu	ZAM	23 SEP 1996	1	4	-0.6	DNS
414	NOSENKO Mykola	UKR	16 JAN 1990	7	3	-1.3	DNF
117	GRAHAM Mitchell	GBR	05 MAR 1993	8	7	-1.8	DQ

IAAF 162/6

**Qualification: First 2 in each heat (Q) and 4 fastest (q) to Semifinal**

### Legend

**DQ** = Disqualified  
**DNF** = Did Not Finish  
**R.T.** = Reaction

**DNS** = Did Not Start  
**Fn** = False Start

Samsun(TUR), 23rd - 29th July 2017

ATM00\_74A 1.0

2







## RESULTS

RANK	BIB	SURNAME & NAME	NOC	ORD	- 1 -	- 2 -	- 3 -	- 4 -	- 5 -	- 6 -	RESULT
DATE OF BIRTH											



## Long Jump - Men - Final

WR	7.94	SMITH Charles	1966	USA	NEW BRITAIN	30 JUL 1983
DR	7.63	SMITH Dean	1967	AUS	CHRISTCHURCH	10 JAN 1989

## FINAL

1	257	<b>GRENINS Maris</b>	LAT	8	6.93	6.88	6.91	7.06	7.10	7.21	<b>7.21</b>
			25 FEB 1981		<i>+0.2</i>	<i>+0.6</i>	<i>+1.5</i>	<i>+1.4</i>	<i>+0.3</i>	<i>+1.0</i>	<b>+1.0</b>
2	367	<b>PAKIN Ivan</b>	RUS	7	6.78	6.93	X	6.84	6.85	7.17	<b>7.17</b>
			18 MAY 1991		<i>+1.8</i>	<i>+1.2</i>	<i>+1.4</i>	<i>+1.5</i>	<i>+1.3</i>	<i>+1.7</i>	<b>+1.7</b>
3	361	<b>KULIKOV Maxim</b>	RUS	3	7.03	7.15	7.02	7.05	7.05	6.80	<b>7.15</b>
			30 MAY 1984		<i>+1.1</i>	<i>+1.2</i>	<i>+0.3</i>	<i>+1.1</i>	<i>+0.5</i>	<i>+1.0</i>	<b>+1.2</b>
4	85	<b>NOSEK Jakub</b>	CZE	9	7.03	X	X	X	X	6.87	<b>7.03</b>
			30 OCT 1989		<i>+0.7</i>	<i>+1.2</i>	<i>+1.6</i>	<i>+0.9</i>	<i>+0.8</i>	<i>+1.6</i>	<b>+0.7</b>
5	380	<b>SAWASDEE Surachai</b>	THA	12	6.77	6.61	6.48	6.45	6.43	6.56	<b>6.77</b>
			25 MAR 1995		<i>+1.5</i>	<i>+1.0</i>	<i>+1.6</i>	<i>+0.9</i>	<i>+0.4</i>	<i>+1.1</i>	<b>+1.5</b>
6	343	<b>FEDORENKOV Denis</b>	RUS	6	X	6.75	4.93	-	-	-	<b>6.75</b>
			18 MAR 1996		<i>+1.5</i>	<i>+1.6</i>	<i>+1.3</i>				<b>+1.6</b>
7	328	<b>COSTA Hemilton</b>	POR	10	6.61	6.74	6.42	6.48	6.47	6.66	<b>6.74</b>
			29 JUN 1991		<i>+2.0</i>	<i>+0.5</i>	<i>+1.2</i>	<i>+1.2</i>	<i>+1.7</i>	<i>+0.8</i>	<b>+0.5</b>
8	17	<b>HRALKO Raman</b>	BLR	4	6.61	6.59	6.59	-	-	-	<b>6.61</b>
			28 MAR 1992		<i>+0.7</i>	<i>+1.4</i>	<i>+1.5</i>				<b>+0.7</b>
9	403	<b>DANYLCHENKO Volodymyr</b>	UKR	11	X	6.61	6.34				<b>6.61</b>
			12 OCT 1992		<i>+1.5</i>	<i>+1.4</i>	<i>+1.3</i>				<b>+1.4</b>
10	22	<b>MAISTRENKA Aliaksandr</b>	BLR	5	X	6.42	6.54				<b>6.54</b>
			27 APR 2000		<i>+1.1</i>	<i>+2.7</i>	<i>+0.9</i>				<b>+0.9</b>
11	258	<b>SOKLAKOV S Sergejs</b>	LAT	1	X	X	6.44				<b>6.44</b>
			21 JAN 1995		<i>+0.2</i>	<i>+1.9</i>	<i>+1.6</i>				<b>+1.6</b>

**NOT RANKED**

18	KOZICH Aliaksandr	BLR	2	X	X	X		NM
		09 OCT 1987		+0.8	+2.4	+1.4		

Starting order	1	2	3	4	5	6	7	8	9	10	11	12			
Initial	258	18	361	17	22	343	367	257	85	328	403	380			
4th and 5th and 6th at.	17	328	343	380	367	257	85	361							

### Details:

Start time:18:40  
Finish Time:21:10

Temperature: +28°C  
Temperature: +26°C

Humidity:70%  
Humidity:75%

**As of 26/07/2017 at 20:14**

### Legend

**DQ** = Disqualified  
**DNF** = Did Not Finish  
**-** = Did Not Attempt  
**ORD** = Order

**DNS** = Did Not Start  
**NM** = No Result  
**X** = Failed

Samsun(TUR), 23rd - 29th July 2017

ATM01 73R 1.0





# RESULTS

RANK BIB SURNAME & NAME NOC DATE OF BIRTH LANE R.T. TIME



## 200 m - Women - First Round

WR	24.43	TRNKOVA Margareta	1976	CZE	ROME	30 JUL 2001
DR	24.43	TRNKOVA Margareta	1976	CZE	ROME	30 JUL 2001

### HEAT 1 OF 4

(Wind: -1.0 m/s)

1	289	DEN EXTER Elaine	NED	23 MAR 1997	4	0.233	<b>26.41</b> Q
2	433	HAGEMAN Makenzie	USA	17 AUG 1993	5	0.266	<b>27.01</b> Q
3	12	CHABATAROVA Tatsiana	BLR	17 FEB 1984	8	0.290	<b>27.07</b> Q
4	232	WAFULA Ruth	KEN	21 APR 1999	6		<b>27.61</b> q
5	73	CHAPARRO Kimberly	COL	17 NOV 1995	1	0.492	<b>29.66</b>
6	270	ABDULLAH Norafaeza	MAS	25 JUL 2001	7	0.271	<b>29.83</b>

### NOT RANKED

294	ALABI Nofisat	NGR	13 APR 1992	3		DNS
394	ESKIN Ipek	TUR	10 OCT 1999	2		MED

Qualification: First 3 in each heat (Q) and 4 fastest (q) to Semifinal

Details: Start time:20:05 Temperature:+28°C Humidity:65%

LANE	COMPETITOR	REACTION (SECONDS)	FINISH (METERS)
1	CHAPARRO, Kimberly	0.492	180
2			
3			
4	DEN EXTER, Elaine	0.233	190
5	HAGEMAN, Makenzie	0.266	190
6	WAFULA, Ruth	0.271	190
7	ABDULLAH, Norafaeza	0.290	190
8	CHABATAROVA, Tatsiana	0.290	190

As of 26/07/2017 at 20:07

### HEAT 2 OF 4

(Wind: -0.3 m/s)

1	345	FILUSHKINA Alena	RUS	05 DEC 1996	6	0.239	<b>26.16</b> Q
2	27	ZHURBENKOVA Katsiaryna	BLR	05 MAY 1998	7	0.299	<b>26.35</b> Q
3	127	GAEDE Delia	GER	13 AUG 1999	8	0.237	<b>26.52</b> Q
4	386	AKAY Aysun	TUR	30 OCT 1994	3	0.346	<b>27.40</b> q
5	237	WAMIRA Rael	KEN	16 JUN 1997	2	0.249	<b>27.74</b> q
6	453	ZAMBRANO PORTE Maria	VEN	24 SEP 1990	1	0.365	<b>28.49</b> q
7	8	HOWELL Jamie	AUS	04 JUL 1998	5	0.198	<b>29.59</b>

### NOT RANKED

#### Legend

DQ = Disqualified  
DNF = Did Not Finish  
R.T. = Reaction

DNS = Did Not Start  
Fn = False Start  
MED = Medical Report

Samsun(TUR), 23rd - 29th July 2017

ATW01\_73A 1.0

RANK	BIB	SURNAME & NAME	NOC	DATE OF BIRTH	LANE	R.T.	TIME
	67	MBOE Meyong	CMR	08 APR 1983	4		DNS

Qualification: First 3 in each heat (Q) and 4 fastest (q) to Semifinal

Details: Start time:20:11 Temperature:+28°C Humidity:65%

LANE	COMPETITOR	REACTION (SECONDS)	FINISH (METERS)
1	ZAMBRANO PORTE, Maria		
2	WAMIRA, Rael		
3	AKAY, Aysun		
4			
5	HOWELL, Jamie		
6	FILUSHKINA, Alena		
7	ZHURBENKOVA, Katsiary		
8	GAEDE, Delia		

As of 26/07/2017 at 20:13

#### HEAT 3 OF 4

(Wind: -1.4 m/s)

1	235	WAMIRA Beryl	KEN	20 JUN 1995	8	0.287	26.99 Q
2	121	OUNSLEY Jodie	GBR	17 JAN 2001	1	0.215	27.45 Q
3	105	OZERSKA Melisa	EST	02 NOV 1998	2	0.269	28.76 Q

#### NOT RANKED

66	LEUMA Fanta	CMR	31 OCT 1989	6		DNS
303	ONASANYA Oyindamola	NGR	14 NOV 1997	4		DNS
422	TURKOVA Olena	UKR	26 FEB 1996	5		DNS
459	MUSHIPI Ernestina	ZAM	20 APR 1995	7		DNS
32	CAO Yiqi	CHN	16 JAN 1993	3		DNF

Qualification: First 3 in each heat (Q) and 4 fastest (q) to Semifinal

Details: Start time:20:17 Temperature:+28°C Humidity:65%

LANE	COMPETITOR	REACTION (SECONDS)	FINISH (METERS)
1	OUNSLEY, Jodie		
2	OZERSKA, Melisa		
3			
4			
5			
6			
7			
8	WAMIRA, Beryl		

As of 26/07/2017 at 20:20

#### HEAT 4 OF 4

(Wind: -0.8 m/s)

1	347	GOLOVINA Ksenia	RUS	17 MAR 1992	8	0.279	25.67 Q
2	41	JIANG Xiaolan	CHN	31 MAR 1991	1	0.172	27.11 Q
3	376	ANTUSEKOVA Martina	SVK	20 MAR 2000	4	0.264	28.26 Q

#### NOT RANKED

15	HANCHAROVA Yana	BLR	09 FEB 1988	6		DNS
137	BOATENG Peditor	GHA	14 OCT 1995	2		DNS
299	CHINWE Elekwachi	NGR	16 MAY 1995	5		DNS
460	SAKALA Diniwe	ZAM	27 JUL 1998	7		DNS

#### Legend

DQ = Disqualified  
DNF = Did Not Finish  
R.T. = Reaction

DNS = Did Not Start  
Fn = False Start

Samsun(TUR), 23rd - 29th July 2017

ATW01\_73A 1.0



Qualification: First 3 in each heat (Q) and 4 fastest (q) to Semifinal

**Details:** Start time:20:21 Temperature:+28°C Humidity:65%

LANE	COMPETITOR	REACTION (SECONDS)	FINISH (METERS)
1	JIANG,Xiaolan	0.180	190
2			
3			
4	ANTUSEKOVA,Martina	0.280	180
5			
6			
7			
8	GOLOVINA,Ksenia	0.300	200

As of 26/07/2017 at 20:22

**Legend**

**DQ** = Disqualified  
**DNF** = Did Not Finish  
**R.T.** = Reaction

**DNS** = Did Not Start  
**Fn** = False Start

Samsun(TUR), 23rd - 29th July 2017

ATW01\_73A 1.0





# SUMMARY

RANK BIB SURNAME & NAME NOC DATE OF BIRTH HEAT LANE RANK WIND TIME



## 200 m - Women - First Round

WR DR	24.43 TRNKOVA Margareta 24.43 TRNKOVA Margareta	1976 CZE 1976 CZE	ROME ROME	30 JUL 2001 30 JUL 2001
1	347 GOLOVINA Ksenia	RUS	17 MAR 1992	4 8 1 -0.8 <b>25.67</b> Q
2	345 FILUSHKINA Alena	RUS	05 DEC 1996	2 6 1 -0.3 <b>26.16</b> Q
3	27 ZHURBENKOVA Katsiaryna	BLR	05 MAY 1998	2 7 2 -0.3 <b>26.35</b> Q
4	289 DEN EXTER Elaine	NED	23 MAR 1997	1 4 1 -1.0 <b>26.41</b> Q
5	127 GAEDE Delia	GER	13 AUG 1999	2 8 3 -0.3 <b>26.52</b> Q
6	235 WAMIRA Beryl	KEN	20 JUN 1995	3 8 1 -1.4 <b>26.99</b> Q
7	433 HAGEMAN Makenzie	USA	17 AUG 1993	1 5 2 -1.0 <b>27.01</b> Q
8	12 CHABATAROVA Tatsiana	BLR	17 FEB 1984	1 8 3 -1.0 <b>27.07</b> Q
9	41 JIANG Xiaolan	CHN	31 MAR 1991	4 1 2 -0.8 <b>27.11</b> Q
10	386 AKAY Aysun	TUR	30 OCT 1994	2 3 4 -0.3 <b>27.40</b> q
11	121 OUNSLEY Jodie	GBR	17 JAN 2001	3 1 2 -1.4 <b>27.45</b> Q
12	232 WAFULA Ruth	KEN	21 APR 1999	1 6 4 -1.0 <b>27.61</b> q
13	237 WAMIRA Rael	KEN	16 JUN 1997	2 2 5 -0.3 <b>27.74</b> q
14	376 ANTUSEKOVA Martina	SVK	20 MAR 2000	4 4 3 -0.8 <b>28.26</b> Q
15	453 ZAMBRANO PORTE Maria	VEN	24 SEP 1990	2 1 6 -0.3 <b>28.49</b> q
16	105 OZERSKA Melisa	EST	02 NOV 1998	3 2 3 -1.4 <b>28.76</b> Q
17	8 HOWELL Jamie	AUS	04 JUL 1998	2 5 7 -0.3 <b>29.59</b>
18	73 CHAPARRO Kimberly	COL	17 NOV 1995	1 1 5 -1.0 <b>29.66</b>
19	270 ABDULLAH Norafaeza	MAS	25 JUL 2001	1 7 6 -1.0 <b>29.83</b>

## NOT RANKED

15	HANCHAROVA Yana	BLR	09 FEB 1988	4 6 -0.8 <b>DNS</b>
66	LEUMA Fanta	CMR	31 OCT 1989	3 6 -1.4 <b>DNS</b>
67	MBOE Meyong	CMR	08 APR 1983	2 4 -0.3 <b>DNS</b>
137	BOATENG Peditor	GHA	14 OCT 1995	4 2 -0.8 <b>DNS</b>
294	ALABI Nofisat	NGR	13 APR 1992	1 3 -1.0 <b>DNS</b>
299	CHINWE Elekwachi	NGR	16 MAY 1995	4 5 -0.8 <b>DNS</b>
303	ONASANYA Oyindamola	NGR	14 NOV 1997	3 4 -1.4 <b>DNS</b>
394	ESKIN Ipek	TUR	10 OCT 1999	1 2 -1.0 <b>MED</b>
422	TURKOVA Olena	UKR	26 FEB 1996	3 5 -1.4 <b>DNS</b>
459	MUSHIPI Ernestina	ZAM	20 APR 1995	3 7 -1.4 <b>DNS</b>
460	SAKALA Diniwe	ZAM	27 JUL 1998	4 7 -0.8 <b>DNS</b>
32	CAO Yiqi	CHN	16 JAN 1993	3 3 -1.4 <b>DNF</b>

Qualification: First 3 in each heat (Q) and 4 fastest (q) to Semifinal

### Legend

DQ = Disqualified  
DNF = Did Not Finish  
R.T. = Reaction

DNS = Did Not Start  
Fn = False Start  
MED= Medical Report



# RESULTS

RANK BIB SURNAME & NAME NOC DATE OF BIRTH LANE R.T. TIME



## 400 m - Women - Semifinal

WR	55.35	TSIARENTSYEVA Alena	1982	BLR	SOFIA	31 JUL 2013
DR	55.35	TSIARENTSYEVA Alena	1982	BLR	SOFIA	31 JUL 2013

### SEMIFINAL 1 OF 3

1	354	KHALADZHAN Asya	RUS	12 JUN 1992	2	0.281	57.42 Q
2	25	TSIARENTSYEVA Alena	BLR	24 APR 1982	6	0.238	59.32 Q
3	413	LANDINA Viktoriia	UKR	27 AUG 1991	7	0.360	1:00.50
4	232	WAFULA Ruth	KEN	21 APR 1999	3	0.260	1:01.32
5	443	STEIN Nicola	USA	15 AUG 2000	5	0.345	1:05.70

### NOT RANKED

303	ONASANYA Oyindamola	NGR	14 NOV 1997	4	DNS
-----	---------------------	-----	-------------	---	-----

Qualification: First 2 in each heat (Q) and 2 fastest (q) to Final

Details: Start time:17:30 Temperature:+33°C Humidity:40%



As of 26/07/2017 at 17:32

### SEMIFINAL 2 OF 3

1	360	KUDRIAVTSEVA Ekaterina	RUS	01 JUL 1986	6	0.271	57.92 Q
2	407	IEZLOVETSKA Natalia	UKR	21 NOV 1983	5	0.436	59.06 Q
3	438	MCKITTY Shellane	USA	17 APR 1993	7	0.302	59.11 q
4	40	HUANG Huang	CHN	01 MAY 1997	3	0.307	1:04.87

### NOT RANKED

300	ELIJAH Sam	NGR	25 JUN 2000	2	DNS
459	MUSHIPI Ernestina	ZAM	20 APR 1995	4	DNS

Qualification: First 2 in each heat (Q) and 2 fastest (q) to Final

#### Legend

DQ = Disqualified  
DNF = Did Not Finish  
R.T. = Reaction  
DNS = Did Not Start  
Fn = False Start

Samsun(TUR), 23rd - 29th July 2017

ATW01\_73A 1.0

**Details:** Start time:17:37 Temperature:+31°C Humidity:51%

LANE	COMPETITOR	REACTION (SECONDS)	FINISH (METERS)
1			
2			
3	HUANG,Huang		
4			
5	IEZLOVETSKA,Natalia		
6	KUDRIAVTSEVA,Ekateri		
7	MCKITTY,Shellane		
8			
		0 0.225 0.450	380 390 400

As of 26/07/2017 at 17:39

### SEMIFINAL 3 OF 3

1	331	ABUBIAKIROVA Iuliia	RUS	27 AUG 1996	4	0.274	<b>58.53</b> Q
2	411	KUPRYCH Solomiia	UKR	10 JAN 1990	6	0.230	<b>58.67</b> Q
3	33	CHEN Yan	CHN	19 FEB 1997	3	0.280	<b>59.61</b> q
4	15	HANCHAROVA Yana	BLR	09 FEB 1988	2	0.262	<b>59.91</b>
5	441	SCOTT Jaida	USA	06 APR 2000	5	0.538	<b>1:05.01</b>

### NOT RANKED

460	SAKALA Diniwe	ZAM	27 JUL 1998	7	DNS
-----	---------------	-----	-------------	---	-----

Qualification: First 2 in each heat (Q) and 2 fastest (q) to Final

**Details:** Start time:20:37 Temperature:+28°C Humidity:65%

LANE	COMPETITOR	REACTION (SECONDS)	FINISH (METERS)
1			
2	HANCHAROVA,Yana		
3	CHEN,Yan		
4	ABUBIAKIROVA,Iuliia		
5	SCOTT,Jaida		
6	KUPRYCH,Solomiia		
7			
8			
		0 0.275 0.550	380 390 400

As of 26/07/2017 at 20:39

#### Legend

DQ = Disqualified  
DNF = Did Not Finish  
R.T. = Reaction

DNS = Did Not Start  
Fn = False Start

Samsun(TUR), 23rd - 29th July 2017

ATW01\_73A 1.0





# SUMMARY

RANK BIB SURNAME & NAME NOC DATE OF BIRTH HEAT LANE RANK WIND TIME



## 400 m - Women - Semifinal

WR DR	55.35 55.35	TSIARENTSYEVA Alena TSIARENTSYEVA Alena	1982 1982	BLR BLR	SOFIA SOFIA	31 JUL 2013 31 JUL 2013
1	354	KHALADZHAN Asya	RUS	12 JUN 1992	1 2 1	57.42 Q
2	360	KUDRIAVTSEVA Ekaterina	RUS	01 JUL 1986	2 6 1	57.92 Q
3	331	ABUBIAKIROVA Iuliia	RUS	27 AUG 1996	3 4 1	58.53 Q
4	411	KUPRYCH Solomiia	UKR	10 JAN 1990	3 6 2	58.67 Q
5	407	IEZLOVETSKA Natalia	UKR	21 NOV 1983	2 5 2	59.06 Q
6	438	MCKITTY Shellane	USA	17 APR 1993	2 7 3	59.11 q
7	25	TSIARENTSYEVA Alena	BLR	24 APR 1982	1 6 2	59.32 Q
8	33	CHEN Yan	CHN	19 FEB 1997	3 3 3	59.61 q
9	15	HANCHAROVA Yana	BLR	09 FEB 1988	3 2 4	59.91
10	413	LANDINA Viktoriia	UKR	27 AUG 1991	1 7 3	1:00.50
11	232	WAFULA Ruth	KEN	21 APR 1999	1 3 4	1:01.32
12	40	HUANG Huang	CHN	01 MAY 1997	2 3 4	1:04.87
13	441	SCOTT Jaida	USA	06 APR 2000	3 5 5	1:05.01
14	443	STEIN Nicola	USA	15 AUG 2000	1 5 5	1:05.70

## NOT RANKED

300	ELIJAH Sam	NGR	25 JUN 2000	2 2	DNS
303	ONASANYA Oyindamola	NGR	14 NOV 1997	1 4	DNS
459	MUSHIPI Ernestina	ZAM	20 APR 1995	2 4	DNS
460	SAKALA Diniwe	ZAM	27 JUL 1998	3 7	DNS

Qualification: First 2 in each heat (Q) and 2 fastest (q) to Final

### Legend

DQ = Disqualified  
DNF = Did Not Finish  
R.T. = Reaction

DNS = Did Not Start  
Fn = False Start



NO RECORDS BROKEN ON DAY 4



LN/ORD BIB SURNAME & NAME NOC DATE OF BIRTH S.BEST P.BEST



## 100 m - Decathlon - Men

Decathlon WR	7964	SMITH Dean	1967	AUS	ADELAIDE	10 MAR 1992
Decathlon DR	7423	SMITH Dean	1967	AUS	CHRISTCHURCH	13 JAN 1989

27 JUL 2017 15:00

2	85	NOSEK Jakub	CZE	30 OCT 1989
3	371	TSYBIZOV Kirill	RUS	04 JUL 1986
5	361	KULIKOV Maxim	RUS	30 MAY 1984
6	175	MAEJIMA Hiroyuki	JPN	15 MAY 1988
7	355	KHILENKO Konstantin	RUS	26 AUG 1995
8	205	NABOKOV Andrey	KAZ	05 JAN 1988



## 400 m - Women - Final

WR	55.35	TSIARENTSYEVA Alena	1982	BLR	SOFIA	31 JUL 2013
DR	55.35	TSIARENTSYEVA Alena	1982	BLR	SOFIA	31 JUL 2013


### FINAL

27 JUL 2017 17:00

1	438	MCKITTY Shellane	USA	17 APR 1993	59.11
2	33	CHEN Yan	CHN	19 FEB 1997	59.61
3	360	KUDRIAVTSEVA Ekaterina	RUS	01 JUL 1986	57.92
4	331	ABUBIAKIROVA Iuliia	RUS	27 AUG 1996	58.53
5	411	KUPRYCH Solomiia	UKR	10 JAN 1990	58.67
6	354	KHALADZHAN Asya	RUS	12 JUN 1992	57.42
7	407	IEZLOVETSKA Natalia	UKR	21 NOV 1983	59.06
8	25	TSIARENTSYEVA Alena	BLR	24 APR 1982	59.32

#### Deaflympics Records

55.35	TSIARENTSYEVA Alena	1982	BLR	SOFIA	31 JUL 2013
56.12	PEFFERS Laren		GBR	TAIPEI	7/009
56.67	IZBASH Inna		UKR	ROMA	27 JUL 2001
56.69	BANTZIANOU Despoina		GRE	COPENHAGEN	21 JUL 1997
56.60	M WINDBRAKE Rita		FRG	BUCHAREST	20 JUL 1977
56.60	M ZAWADZKA HALINA		POL	BUCHAREST	20 JUL 1977
57.40	M GARGAN Sharon		AUS	BUCHAREST	19 JUL 1977
59.00	M WINDBRAKE Rita		FRG	BELGRADE	10 AUG 1969



## Javelin Throw - Women - Final

WR	49.31	HHSU An-Yi	1994	TPE	HSINCHU	31 OCT 2014
DR	45.98	MILLS Amy	1986	AUS	SOFIA	2/013

1	192	<b>TAKAHASHI Nagisa</b>	JPN	13 AUG 1988	<b>39.38</b>	A
2	78	<b>STEFANAC Laura</b>	CRO	01 JUL 1998	<b>46.41</b>	A
3	363	<b>MAMLINA Anastasia</b>	RUS	23 JAN 1993	<b>43.34</b>	A
4	30	<b>UZUNOVA Elena</b>	BUL	04 JUL 1992	<b>47.23</b>	A
5	356	<b>KLECHKINA Anastasia</b>	RUS	04 AUG 1994	<b>38.00</b>	A
6	291	<b>WIERSEMA Lucinde</b>	NED	05 FEB 1998	<b>38.49</b>	A
7	383	<b>HSU An-Yi</b>	TPE	17 SEP 1994	<b>47.00</b>	A
8	52	<b>YU Shirui</b>	CHN	14 OCT 1990	<b>37.72</b>	A

## Deaflympics Records

45.98	<b>MILLS Amy</b>	1986	AUS SOFIA	2/013
45.30	<b>HSU An-Yi</b>		TPE SOFIA	2/013
44.83	<b>OLENKO Kairit</b>		EST SOFIA	2/013
43.04	<b>MILLS Amy</b>		AUS MELBOURNE	11 JAN 2005
40.40	<b>VARGA Tunde</b>		ROU ROME	29 JUL 2001



## 400 m - Men - Final

<b>WR</b>	45.29	<b>GASKIN JR Wendell</b>	1973	USA	KNOXVILLE	17 JUL 1994
<b>DR</b>	47.09	<b>GASKIN JR Wendell</b>	1973	USA	SOFIA	27 JUL 1993

## FINAL

27 JUL 2017 17:20

1	405	<b>DRACH Sergii</b>	UKR	02 APR 1988	<b>49.98</b>
2	430	<b>FURLOUGH Delvin</b>	USA	27 AUG 1989	<b>49.44</b>
3	330	<b>ABDRAKHMANTOV Artur</b>	RUS	16 MAY 1986	<b>48.91</b>
4	196	<b>YAMADA Maki</b>	JPN	07 JUN 1997	<b>49.50</b>
5	399	<b>SUZEN Yasin</b>	TUR	10 FEB 1994	<b>48.27</b>
6	418	<b>RUDEKO Dmytro</b>	UKR	12 JUN 1990	<b>49.26</b>
7	369	<b>SHARAPO Anton</b>	RUS	01 DEC 1995	<b>49.42</b>
8	470	<b>ADONIJA Benson</b>	KEN	07 JUL 1992	<b>49.95</b>

## Deaflympics Records

47.09	<b>GASKIN JR Wendell</b>	1973	USA SOFIA	27 JUL 1993
47.00	<b>M BOND Leo</b>		USA BUCHAREST	24 JUL 1977
47.50	<b>M POLLAKOWSKI Gert</b>		GDR MALMOE	27 JUL 1973
48.00	<b>M DAMBERGS Nikolajs</b>		URS BELGRADE	13 AUG 1969
48.90	<b>M DZHURUZ Leonid</b>		URS WASHINGTON	01 JUL 1965
49.70	<b>M WERNIMONT Dennis</b>		USA MILAN	28 AUG 1957
49.70	<b>M PEDERSEN Willy</b>		DEN MILAN	28 AUG 1957
50.80	<b>M WERNIMONT Dennis</b>		USA MILAN	26 AUG 1957
51.20	<b>M SMITH Edwin</b>		USA MILAN	26 AUG 1957
51.60	<b>M BAATH Bertil</b>		USA STOCKHOLM	27 AUG 1939



## Long Jump - Women - Final

<b>WR</b>	6.24	<b>GIRAT RIVERO Suslaidy</b>	1987	CUB	TORONTO	19 JUL 2012
<b>DR</b>	6.13	<b>GIRAT RIVERO Suslaidy</b>	1987	CUB	TAIPEI	11 SEP 2009

27 JUL 2017 18:10

1	34	<b>DONG Lingyun</b>	CHN	01 FEB 1994	<b>5.21</b>	A
2	8	<b>HOWELL Jamie</b>	AUS	04 JUL 1998	<b>5.13</b>	A
3	67	<b>MBOE Meyong</b>	CMR	08 APR 1983	<b>5.25</b>	A
4	104	<b>OLENKO Kairit</b>	EST	21 DEC 1985	<b>5.73</b>	A
5	119	<b>LOSALA Asnath</b>	GBR	24 AUG 1994	<b>5.09</b>	A
6	333	<b>ALEMSEITOVA Angela</b>	RUS	06 JUN 1990	<b>5.75</b>	A
7	80	<b>GIRAT RIVERO Suslaidy</b>	CUB	19 AUG 1987	<b>6.07</b>	A
8	349	<b>GRISHINA Marina</b>	RUS	24 OCT 1988	<b>6.10</b>	A
9	16	<b>HRALKO Marharyta</b>	BLR	12 JUL 1987	<b>5.30</b>	A
10	195	<b>TANIOKA Maho</b>	JPN	13 JUN 2001	<b>4.99</b>	B

11	365	NIKIFOROVA Ekaterina	RUS	21 AUG 1997	5.62 A
12	206	PUTINTSEVA Yelena	KAZ	05 JAN 1981	5.05 A
13	433	HAGEMAN Makenzie	USA	17 AUG 1993	5.75 A
14	116	OMAR Makasidy	FRA	18 OCT 1991	5.29 A

Deaflympics Records					
6.13	GIRAT RIVERO	Suslaidy	1987	CUB TAIPEI	11 SEP 2009
5.86	SVENSSON	Katrin		SWE ROME	27 JUL 2001
5.70	OJASTU	Anneli		URS CHRISTCHURCH	10 JAN 1989
5.68	IVANOVA	Nina		URS BELGRADE	12 AUG 1969
5.41	REDKINA	Antonina		URS WASHINGTON	29 JUN 1965
5.27	SMIRNOVA	Tatiana		URS WASHINGTON	29 JUN 1965
5.23	JUNGER	Sonja		GER HELSINKI	7/961
4.99	ZOTOVA	Lydia		URS MILAN	28 AUG 1957
4.84	LINDBERG	Wally		SWE BRUSSELS	18 AUG 1953
4.83	MOLLER	Ellen		DEN COPENHAGEN	14 AUG 1949



## 800 m - Women - Semifinal

WR	2:07.05	MWINDBRAKE Rita	1945	FRG	BONN	03 JUL 1997
DR	2:10.50	WINDBRAKE Rita	1945	FRG	KOLN	27 JUL 1981

### SEMIFINAL 1 OF 2

27 JUL 2017 18:30

2	297	BITRUS Mwanret	NGR	25 APR 1996	2:27.66 B
3	40	HUANG Huang	CHN	01 MAY 1997	2:28.53 B
4	370	SOLODOVA Diana	RUS	26 MAY 1997	2:13.60 A
5	181	OKADA Mio	JPN	12 AUG 1997	2:20.78 A
6	19	KOZICH Halina	BLR	26 MAY 1990	2:15.00 A
7	331	ABUBIAKIROVA Iuliia	RUS	27 AUG 1996	2:12.03 A

### SEMIFINAL 2 OF 2

27 JUL 2017 18:37

2	360	KUDRIAVTSEVA Ekaterina	RUS	01 JUL 1986	2:14.51 A
3	77	DESIC Klaudia	CRO	28 JUL 1998	2:26.66 A
4	25	TSIARENTSYEVA Alena	BLR	24 APR 1982	2:12.00 A
5	413	LANDINA Viktoriia	UKR	27 AUG 1991	2:15.26 A
6	149	MIHALY Reka	HUN	30 JAN 1996	2:22.80 A

Qualification: First 3 in each heat (Q) and 2 fastest (q) to Final

Deaflympics Records					
2:10.50	WINDBRAKE	Rita	1945	FRG KOLN	27 JUL 1981
2:17.40	MBRZOSKA	Wanda		POL WASHINGTON	30 JUN 1965



## 800 m - Men - Semifinal

WR	1:49.70	MBOND Leo	1956	USA	BUCHAREST	21 JUL 1977
DR	1:49.70	MBOND Leo	1954	USA	BUCHAREST	21 JUL 1977

### SEMIFINAL 1 OF 2


27 JUL 2017 19:00

1	220	MENJO Baxtone	KEN	20 AUG 1989	1:58.80 A
2	6	YETTOU Mohamed	ALG	26 NOV 1992	1:59.46 A
3	125	BLEY Alexander	GER	24 DEC 1990	1:52.44 A
4	176	MORIMITSU Yuya	JPN	21 JUL 1995	1:55.09 A
5	319	KULPA Michal	POL	11 JUN 1987	1:53.00 A
6	335	BAGANOV Daniil	RUS	10 MAY 1992	1:55.15 A
7	168	YAHYA Ahmed	IRQ	11 MAY 1990	1:58.00 A
8	13	CHARNIAK Aliaksandr	BLR	23 NOV 1990	1:57.00 A

1	234	WAMBUI Kelvin	KEN	31 DEC 1994	1:58.71	A
2	74	MENA Luis	COL	12 APR 1989	2:00.23	A
3	100	MARTINEZ MORGJA Jaime	ESP	23 JAN 1995	1:53.19	A
4	334	ANDREEV Andrey	RUS	06 OCT 1986	1:55.20	A
5	280	SOTO Fabian	MEX	20 JAN 1987	1:53.24	A
6	243	LEE Mooyong	KOR	20 SEP 1989	1:51.69	A
7	216	KOECH John	KEN	29 AUG 1986	1:58.50	A
8	79	ALMIRA ESPINOSA Roberto	CUB	13 DEC 1992	1:55.50	A

Qualification: First 3 in each heat (Q) and 2 fastest (q) to Final

Deaflympics Records			
1:49.70	M BOND Leo	1954	USA BUCHAREST 21 JUL 1977
1:55.10	M DZHURUZ Leonid		URS WASHINGTON 29 JUN 1965
1:56.60	M NYGAARD Karl		USA WASHINGTON 28 JUN 1965
1:56.60	M PEDERSEN Willy		DEN MILAN 30 AUG 1957
1:57.80	M BAATH Bertil		SWE STOCKHOLM 25 AUG 1939
1:59.80	M HALL Andrew		GBR LONDON 21 AUG 1935
2:08.20	M CHRISTENSEN Tage		DEN NUREMBERG 22 AUG 1931
2:08.40	M RIEDINGER Maurice		FRA AMSTERDAM 23 AUG 1928



## 200 m - Women - Semifinal

WR	24.43	TRNKOVA Margareta	1976	CZE	ROME	30 JUL 2001
DR	24.43	TRNKOVA Margareta	1976	CZE	ROME	30 JUL 2001

## SEMIFINAL 1 OF 2

27 JUL 2017 20:00

1	232	WAFULA Ruth	KEN	21 APR 1999	27.61
2	237	WAMIRA Rael	KEN	16 JUN 1997	27.74
3	41	JIANG Xiaolan	CHN	31 MAR 1991	27.11
4	433	HAGEMAN Makenzie	USA	17 AUG 1993	27.01
5	289	DEN EXTER Elaine	NED	23 MAR 1997	26.41
6	345	FILUSHKINA Alena	RUS	05 DEC 1996	26.16
7	12	CHABATAROVA Tatsiana	BLR	17 FEB 1984	27.07
8	376	ANTUSEKOVA Martina	SVK	20 MAR 2000	28.26

## SEMIFINAL 2 OF 2

27 JUL 2017 20:04

1	386	AKAY Aysun	TUR	30 OCT 1994	27.40
2	453	ZAMBRANO PORTE Maria	VEN	24 SEP 1990	28.49
3	235	WAMIRA Beryl	KEN	20 JUN 1995	26.99
4	121	OUNSLEY Jodie	GBR	17 JAN 2001	27.45
5	347	GOLOVINA Ksenia	RUS	17 MAR 1992	25.67
6	27	ZHURBENKOVA Katsiaryna	BLR	05 MAY 1998	26.35
7	105	OZERSKA Melisa	EST	02 NOV 1998	28.76
8	127	GAEDE Delia	GER	13 AUG 1999	26.52

Qualification: First 3 in each heat (Q) and 2 fastest (q) to Final

Deaflympics Records			
24.43	TRNKOVA Margareta	1976	CZE ROME 30 JUL 2001
24.86	JACKSON Sherrie		USA LOS ANGELES 14 JUL 1985
25.20	M GARGAN Sharon		AUS BCHARREST 22 JUL 1977
25.60	M IVANOVA Nina		URS MALMO 26 JUL 1973
25.70	M FOWLER Renonia		USA MALMO 25 JUL 1973
25.70	M DOERING Gerdan		POL WASHINGTON 2/961
26.10	M PAVLUNINA Klavdia		URS HELSINKI 8/961
26.70	M RIGA Valentina		URS HELSINKI 8/961
26.80	M REDKINA Antonina		URS HELSINKI 8/961
27.70	M NUBEK Anna		URS MILAN 25 AUG 1957



## Discus Throw - Men - Final

WR	58.10	PONTON Cristian	1978	ITA	GORIZIA	15 JUL 2000
DR	57.76	KALMYKOV Dmitry	1992	RUS	SOFIA	01 AUG 2013

### FINAL

27 JUL 2017 20:10

1	199	YUGAMI Masateru	JPN	14 APR 1993	57.55	A
2	124	BISCHLAGER Christoph	GER	17 JUL 1983	45.50	A
3	446	WEIS Alex	USA	15 AUG 1994	48.47	A
4	350	KALMYKOV Dmitry	RUS	28 FEB 1992	57.01	A
5	266	JURKSA Mindaugas	LTU	14 OCT 1992	48.30	A
6	37	GAO Yongqiang	CHN	09 OCT 1984	45.72	A
7	160	PIRAYGHARCHAMAN Sajjad	IRI	23 JAN 1993	57.25	A
8	83	PEREZ PEREZ Hector	CUB	17 SEP 1988	48.40	A
9	435	HOCKMAN Jacob	USA	15 MAR 1994	46.68	A
10	324	ROZUMCZYK Tomasz	POL	07 JUN 1989	45.00	A
11	402	BILOKON Oleg	UKR	31 JUL 1977	53.96	A
12	46	SHEN Haijun	CHN	23 JUL 1987	45.85	A

#### Deaflympics Records

57.76	KALMYKOV Dmitry	1992	RUS	SOFIA	01 AUG 2013
53.24	NIEMUTH David		USA	LOS ANGELES	13 JUL 1985
46.90	HOLCOMB Jeffrey		USA	BUCHAREST	21 JUL 1977
46.86	HENES Thomas		USA	BELGRADE	11 AUG 1969
44.23	GAFFKE Stefan		POL	WASHINGTON	1/1965
41.52	RIPIC Thomas		USA	HELSINKI	08 AUG 1961
38.90	WESTLING Wilhelm		SWE	STOCKHOLM	27 AUG 1939
35.48	RAHMN Nils		SWE	NUREMBERG	23 AUG 1931
28.12	BRUNNER Antoine		FRA	AMSTERDAM	28 AUG 1928
25.00	RUELLAND Yves		FRA	PARIS	14 AUG 1924



## 200 m - Men - Semifinal

WR	21.15	GASKIN JR Wendell	1973	USA	SOFIA	30 JUL 1993
DR	21.15	GASKIN JR Wendell	1973	USA	SOFIA	30 JUL 1993

### SEMIFINAL 1 OF 3

27 JUL 2017 20:30

1	385	WANG Shih-Wei	TPE	06 OCT 1992	23.37
2	325	STEMPURSKI Daniel	POL	18 JAN 1997	23.23
3	164	YADEGARI Hashem	IRI	26 MAY 1992	22.74
4	375	LENOIR Kim	SUI	17 JAN 1996	22.85
5	196	YAMADA Maki	JPN	07 JUN 1997	22.75
6	436	JONES Nicholas	USA	23 JAN 1995	22.27
7	26	ZAPOISKIKH Siarhei	BLR	13 SEP 1999	22.91
8	329	JIYANE Simo-eSihle	RSA	22 OCT 1996	23.30

### SEMIFINAL 2 OF 3

27 JUL 2017 20:34


1	318	KOTOWSKI Grzegorz	POL	08 DEC 1987	22.96
2	130	RUMANCEV Michael	GER	20 JAN 1994	23.01
3	404	DMYTRYENKO Oleksandr	UKR	10 MAY 1987	22.69
4	122	RUDDY John	GBR	18 NOV 1990	22.74
5	366	OBLONKOV Victor	RUS	29 JUN 1994	22.36
6	437	KOSS Taylor	USA	10 AUG 1993	22.86
7	14	DIHALEVICH Daniil	BLR	18 APR 1997	23.17
8	231	SIMIYU Paul	KEN	26 MAR 1994	22.95



1	315	CYGLER Robert	POL	08 MAR 1991	<b>23.26</b>
2	426	ASHTON Gareth	USA	25 DEC 1999	<b>23.45</b>
3	332	AKSENOV Ilia	RUS	09 DEC 1990	<b>22.66</b>
4	236	WAMIRA David	KEN	10 APR 1987	<b>22.66</b>
5	424	VYSHYNSKYI Dmytro	UKR	18 JUL 1996	<b>23.03</b>
6	82	LARRUDET GIL Erly	CUB	08 AUG 1985	<b>22.95</b>
7	23	RAHULIA Uladzislau	BLR	24 APR 1998	<b>23.00</b>
8	72	CABEZAS ROSERO Janer	COL	04 OCT 1988	<b>23.00</b>

Qualification: First 2 in each heat (Q) and 2 fastest (q) to Final

Deaflympics Records			
21.15	GASKIN JR Wendell	1973	USA SOFIA 30 JUL 1993
21.30	M WASHINGTON Gary		USA MALMOE 25 JUL 973
21.60	M LUKASH Valery		URS MALMOE 24 JUL 1973
22.00	M FOLDESSY Jozsef		HUN BELGRADE 13 AUG 1969
22.00	M DAVIS James		USA WASHINGTON 30 JUN 1965
22.40	M NIKONOV Vladimir		URS WASHINGTON 29 JUN 1965
22.70	M SMITH Edwin		USA MILAN 28 AUG 1957
22.70	M FREEDMAN Sheldon		USA MILAN 27 AUG 1957
22.90	M MASTROM Karl		SWE STOCKHOLM 27 AUG 1939
23.40	M REINMUND Paul		FRA PARIS 14 AUG 1924



## Decathlon - Men

WR	7964	SMITH Dean	1967	AUS	ADELAIDE	10 MAR 1992
DR	7423	SMITH Dean	1967	AUS	CHRISTCHURCH	13 JAN 1989

27 JUL 2017 22:00

1	94	CANO GARCIA Salvador	ESP	05 MAY 1987	<b>5286</b> A
2	355	KHILENKO Konstantin	RUS	26 AUG 1995	<b>6100</b> A
3	371	TSYBIZOV Kirill	RUS	04 JUL 1986	<b>5800</b> A
4	361	KULIKOV Maxim	RUS	30 MAY 1984	<b>5800</b> A
5	85	NOSEK Jakub	CZE	30 OCT 1989	<b>6597</b> A
6	205	NABOKOV Andrey	KAZ	05 JAN 1988	<b>4400</b> B
7	175	MAEJIMA Hiroyuki	JPN	15 MAY 1988	<b>5096</b> A

Deaflympics Records			
7423	SMITH Dean	1967	AUS CHRISTCHURCH 13 JAN 1989
6951	BEDNAREK Mirosław		FRG LOS ANGELES 15 JUL 1985
6500	DIXON Terrence		USA KOLN 28 JUL 1981
6309	POTOPALSKI Alexandr		URS BUCHAREST 23 JUL 1977



# RESULTS

RANK BIB SURNAME & NAME NOC DATE OF BIRTH LANE R.T. TIME POINTS TOTAL



## 100 m - Decathlon - Men

Decathlon WR	7964	SMITH Dean	1967	AUS	ADELAIDE	10 MAR 1992
Decathlon DR	7423	SMITH Dean	1967	AUS	CHRISTCHURCH	13 JAN 1989

(Wind: -2.2 m/s)

1	361	KULIKOV Maxim	RUS	30 MAY 1984	5	0.215	<b>11.50</b>	<b>753</b>	753
2	355	KHILENKO Konstantin	RUS	26 AUG 1995	7	0.227	<b>12.01</b>	<b>649</b>	649
3	175	MAEJIMA Hiroyuki	JPN	15 MAY 1988	6	0.249	<b>12.12</b>	<b>628</b>	628
4	371	TSYBIZOV Kirill	RUS	04 JUL 1986	3	0.300	<b>12.73</b>	<b>515</b>	515
5	205	NABOKOV Andrey	KAZ	05 JAN 1988	8	0.283	<b>13.80</b>	<b>341</b>	341
6	85	NOSEK Jakub	CZE	30 OCT 1989	2	0.305	<b>58.01</b>		

Details:

Start time:15:00

Temperature:+32°C

Humidity:51%



As of 27/07/2017 at 15:02

### Legend

DQ = Disqualified  
DNF = Did Not Finish  
R.T. = Reaction

DNS = Did Not Start  
Fn = False Start

Samsun(TUR), 23rd - 29th July 2017

ATM01\_73A 1.0

1



# RESULTS

RANK BIB SURNAME & NAME NOC DATE OF BIRTH RESULT



## Long Jump - Decathlon - Men

Decathlon WR	7964	SMITH Dean	1967	AUS	ADELAIDE	10 MAR 1992
Decathlon DR	7423	SMITH Dean	1967	AUS	CHRISTCHURCH	13 JAN 1989

1	361	KULIKOV Maxim	RUS	30 MAY 1984	6.94	+1.0
2	355	KHILENKO Konstantin	RUS	26 AUG 1995	6.68	+1.0
3	175	MAEJIMA Hiroyuki	JPN	15 MAY 1988	6.17	+1.3
4	371	TSYBIZOV Kirill	RUS	04 JUL 1986	6.14	+0.9
5	205	NABOKOV Andrey	KAZ	05 JAN 1988	5.26	+1.4

### NOT RANKED

85 NOSEK Jakub CZE 30 OCT 1989 DNS

Starting order	1	2	3	4	5	6									
	361	85	371	205	175	355									

#### Details:

Start time:16:10  
Finish Time:16:31

Temperature:+32°C  
Temperature:+32°C

Humidity:67%  
Humidity:67%

As of 27/07/2017 at 16:32

RANK	BIB	SURNAME & NAME	NOC	ORD	- 1 -	- 2 -	- 3 -	- 4 -	- 5 -	- 6 -	RESULT	POINTS	TOTAL
			DATE OF BIRTH										
1	361	KULIKOV Maxim	RUS	1	X	6.90	6.94				6.94	799	1552
			30 MAY 1984		+2.0	+0.6	+1.0				+1.0		
	85	NOSEK Jakub	CZE	2							DNS		
			30 OCT 1989										
4	371	TSYBIZOV Kirill	RUS	3	6.11	6.14	6.02				6.14	617	1132
			04 JUL 1986		+0.7	+0.9	+2.4				+0.9		
5	205	NABOKOV Andrey	KAZ	4	5.26	5.08	4.59				5.26	433	774
			05 JAN 1988		+1.4	+1.5	+1.6				+1.4		
3	175	MAEJIMA Hiroyuki	JPN	5	6.01	6.01	6.17				6.17	624	1252
			15 MAY 1988		+0.1	+1.6	+1.3				+1.3		
2	355	KHILENKO Konstantin	RUS	6	6.62	6.68	6.65				6.68	739	1388
			26 AUG 1995		+1.8	+1.0	+1.8				+1.0		

#### Legend

DQ = Disqualified  
DNF = Did Not Finish  
- = Did Not Attempt  
ORD = Order

DNS = Did Not Start  
NM = No Result  
X = Failed

Samsun(TUR), 23rd - 29th July 2017

ATM01\_73R 1.0



# RESULTS

RANK BIB SURNAME & NAME NOC DATE OF BIRTH LANE R.T. TIME



## 400 m - Women - Final

WR	55.35	TSIARENTSYEVA Alena	1982	BLR	SOFIA	31 JUL 2013
DR	55.35	TSIARENTSYEVA Alena	1982	BLR	SOFIA	31 JUL 2013

### FINAL

1	354	KHALADZHAN Asya	RUS	12 JUN 1992	6	0.424	<b>55.78</b>
2	25	TSIARENTSYEVA Alena	BLR	24 APR 1982	8	0.264	<b>57.07</b>
3	360	KUDRIAVTSEVA Ekaterina	RUS	01 JUL 1986	3	0.280	<b>57.13</b>
4	331	ABUBIAKIROVA Iuliia	RUS	27 AUG 1996	4	0.496	<b>57.42</b>
5	411	KUPRYCH Solomiia	UKR	10 JAN 1990	5	0.285	<b>58.61</b>
6	407	IEZLOVETSKA Natalia	UKR	21 NOV 1983	7	0.502	<b>59.10</b>
7	33	CHEN Yan	CHN	19 FEB 1997	2	0.442	<b>59.53</b>
8	438	MCKITTY Shellane	USA	17 APR 1993	1		<b>59.64</b>

Details: Start time:16:58 Temperature:+33°C Humidity:45%



As of 27/07/2017 at 17:01

### Legend

DQ = Disqualified  
DNF = Did Not Finish  
R.T. = Reaction

DNS = Did Not Start  
Fn = False Start

Samsun(TUR), 23rd - 29th July 2017


ATW01\_73A 1.0

1



# RESULTS

RANK BIB SURNAME & NAME NOC ORD - 1 - - 2 - - 3 - - 4 - - 5 - - 6 - RESULT  
DATE OF BIRTH



## Javelin Throw - Women - Final

WR	49.31 HHSU An-Yi	1994	TPE	HSINCHU	31 OCT 2014
DR	45.98 MILLS Amy	1986	AUS	SOFIA	02 AUG 2013

1	78	STEFANAC Laura	CRO	2	41.37	X	45.32	45.76	X	49.20	<b>49.20</b>	WJR, DR
			01 JUL 1998									
2	383	HSU An-Yi	TPE	7	46.80	42.45	42.95	45.79	34.20	41.25	<b>46.80</b>	
			17 SEP 1994									
3	363	MAMLINA Anastasia	RUS	3	44.00	40.93	X	45.68	X	45.07	<b>45.68</b>	
			23 JAN 1993									
4	30	UZUNOVA Elena	BUL	4	42.05	41.97	42.60	43.59	41.09	43.65	<b>43.65</b>	
			04 JUL 1992									
5	356	KLECHKINA Anastasia	RUS	5	39.91	39.98	40.75	36.96	41.34	36.96	<b>41.34</b>	
			04 AUG 1994									
6	192	TAKAHASHI Nagisa	JPN	1	33.77	X	35.76	34.14	37.67	35.85	<b>37.67</b>	
			13 AUG 1988									
7	52	YU Shirui	CHN	8	34.67	34.94	37.40	37.51	37.35	37.66	<b>37.66</b>	
			14 OCT 1990									
8	291	WIERSEMA Lucinde	NED	6	34.79	35.18	30.17	X	31.45	X	<b>35.18</b>	
			05 FEB 1998									

Starting order	1	2	3	4	5	6	7	8							
Initial	192	78	363	30	356	291	383	52							
4th and 5th and 6th at.	291	192	52	356	30	363	78	383							

### Details:

Start time:17:10  
Finish Time:18:01

Temperature:+31°C  
Temperature:+31°C

Humidity:70%  
Humidity:70%

As of 27/07/2017 at 18:01

### Legend

DQ = Disqualified  
DNF = Did Not Finish  
- = Did Not Attempt  
ORD = Order

DNS = Did Not Start  
NM = No Result  
X = Failed

Samsun(TUR), 23rd - 29th July 2017

ATW01\_73R 1.0

1



# RESULTS

RANK BIB SURNAME & NAME NOC DATE OF BIRTH LANE R.T. TIME



## 400 m - Men - Final

WR	45.29	GASKIN JR Wendell	1973	USA	KNOXVILLE	17 JUL 1994
DR	47.09	GASKIN JR Wendell	1973	USA	SOFIA	27 JUL 1993

### FINAL

1	399	SUZEN Yasin	TUR	10 FEB 1994	5	0.272	<b>47.03</b>	DR
2	196	YAMADA Maki	JPN	07 JUN 1997	4	0.553	<b>48.10</b>	
3	418	RUDEKO Dmytro	UKR	12 JUN 1990	6	0.240	<b>48.25</b>	
4	369	SHARAPON Anton	RUS	01 DEC 1995	7	0.318	<b>48.33</b>	
5	330	ABDRAKHMANOV Artur	RUS	16 MAY 1986	3	0.230	<b>48.94</b>	
6	405	DRACH Sergii	UKR	02 APR 1988	1	0.265	<b>49.67</b>	
7	430	FURLOUGH Delvin	USA	27 AUG 1989	2	0.277	<b>49.84</b>	
8	470	ADONIJA Benson	KEN	07 JUL 1992	8	0.448	<b>49.91</b>	

Details: Start time:17:20 Temperature:+32°C Humidity:48%



As of 27/07/2017 at 17:25

### Legend

DQ = Disqualified  
DNF = Did Not Finish  
R.T. = Reaction

DNS = Did Not Start  
Fn = False Start

Samsun(TUR), 23rd - 29th July 2017

ATM01\_73A 1.0



# RESULTS

RANK BIB SURNAME & NAME NOC ORD - 1 - - 2 - - 3 - - 4 - - 5 - - 6 - RESULT POINTS TOTAL  
DATE OF BIRTH



## Shot Put - Decathlon - Men

Decathlon WR	7964	SMITH Dean	1967	AUS	ADELAIDE	10 MAR 1992
Decathlon DR	7423	SMITH Dean	1967	AUS	CHRISTCHURCH	13 JAN 1989

1	371	TSYBIZOV Kirill	RUS	6	13.28	12.92	13.58	<b>13.58</b>	<b>703</b>	1835
2	205	NABOKOV Andrey	KAZ	7	X	10.26	11.10	<b>11.10</b>	<b>552</b>	1326
3	361	KULIKOV Maxim	RUS	2	10.47	10.04	10.21	<b>10.47</b>	<b>514</b>	2066
4	355	KHILENKO Konstantin	RUS	5	10.27	10.34	10.12	<b>10.34</b>	<b>506</b>	1894
5	175	MAEJIMA Hiroyuki	JPN	3	9.41	9.72	9.06	<b>9.72</b>	<b>469</b>	1721

Starting order	1	2	3	4	5										
	361	175	355	371	205										

### Details:

Start time:17:40  
Finish Time:17:54

Temperature:+31°C  
Temperature:+31°C

Humidity:57%  
Humidity:56%

As of 27/07/2017 at 17:56

### Legend

DQ = Disqualified  
DNF = Did Not Finish  
- = Did Not Attempt  
ORD = Order

DNS = Did Not Start  
NM = No Result  
X = Failed

Samsun(TUR), 23rd - 29th July 2017

ATM01\_73R 1.0

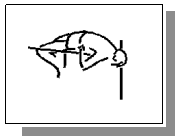
1





# RESULTS

RANK BIB SURNAME & NAME NOC DATE OF BIRTH RESULT



## High Jump - Decathlon - Men

Decathlon WR	7964	SMITH Dean	1967	AUS	ADELAIDE	10 MAR 1992
Decathlon DR	7423	SMITH Dean	1967	AUS	CHRISTCHURCH	13 JAN 1989

1	355	KHILENKO Konstantin	RUS	26 AUG 1995	2.06
2	175	MAEJIMA Hiroyuki	JPN	15 MAY 1988	1.82
3	371	TSYBIZOV Kirill	RUS	04 JUL 1986	1.79
4	361	KULIKOV Maxim	RUS	30 MAY 1984	1.76
5	205	NABOKOV Andrey	KAZ	05 JAN 1988	1.61

Details: Start time:19:10 Temperature:+28°C Humidity:80%  
Finish Time:20:15 Temperature:+26°C Humidity:83%

As of 27/07/2017 at 20:17

RANK	BIB	SURNAME & NAME	NOC	ORD	1.40	1.43	1.46	1.49	1.52	1.55	1.58	1.61	1.64	1.67	RESULT	POINTS	TOTAL
			DATE OF BIRTH		1.70	1.73	1.76	1.79	1.82	1.85	1.88	1.91	1.94	1.97			
					2.00	2.03	2.06	2.09									
2	175	MAEJIMA Hiroyuki	JPN	1	-	-	-	-	-	-	-	-	-	-	1.82	644	2365
			15 MAY 1988		-	O	O	XXO	XXO	XXX	-	-	-	-			
5	205	NABOKOV Andrey	KAZ	2	O	-	-	O	O	O	-	O	XXX		1.61	472	1798
			05 JAN 1988														
3	371	TSYBIZOV Kirill	RUS	3	-	XXO	XO	O	XXO	XXX	O	-	O	-	1.79	619	2454
			04 JUL 1986														
1	355	KHILENKO Konstantin	RUS	5	-	-	-	-	-	-	O	-	O	-	2.06	859	2753
			26 AUG 1995														
					O	XXO	XXO	XXX									
4	361	KULIKOV Maxim	RUS	6	-	O	O	XXX	-	O	-	O	-	O	1.76	593	2659
			30 MAY 1984		-												

### Legend

DQ = Disqualified  
DNF = Did Not Finish  
X = Failed  
- = Did Not Attempt

DNS = Did Not Start  
NM = No Result  
O = Cleared  
ORD = Order

Samsun(TUR), 23rd - 29th July 2017

ATM01\_73M 1.0

1



# RESULTS

RANK BIB SURNAME & NAME NOC ORD - 1 - - 2 - - 3 - - 4 - - 5 - - 6 - RESULT  
DATE OF BIRTH



## Long Jump - Women - Final

WR	6.24	GIRAT RIVERO Suslaidy	1987	CUB	TORONTO	19 JUL 2012
DR	6.13	GIRAT RIVERO Suslaidy	1987	CUB	TAIPEI	11 SEP 2009

1	349	GRISHINA Marina	RUS	8	5.72	5.69	4.74	5.66	5.96	X	5.96 w
					+1.1	+2.0	+2.7	+1.5	+2.6	+2.6	+2.6
2	80	GIRAT RIVERO Suslaidy	CUB	7	5.88	5.55	5.67	5.82	5.95	5.58	5.95
					+1.4	+1.5	0.0	+1.8	+1.5	+1.1	+1.5
3	333	ALEMSEITOVA Angela	RUS	6	5.55	5.65	5.34	5.73	5.72	5.66	5.73
					+1.5	+1.6		+0.8	+1.8	+1.0	+0.8
4	104	OLENKO Kairit	EST	4	5.34	5.40	5.33	5.57	5.67	5.51	5.67 w
					+1.3	+1.0	+0.5	+2.6	+2.8	+2.3	+2.8
5	34	DONG Lingyun	CHN	1	5.23	5.04	4.88	4.94	X	X	5.23
					+0.1	+0.7	+1.4	+1.3	+1.5	+2.8	+0.1
6	365	NIKIFOROVA Ekaterina	RUS	11	4.94	5.13	5.20	X	5.07	5.16	5.20 w
					+1.5	+1.7	+2.1	+2.3	+1.3	+2.6	+2.1
7	119	LOSALA Asnath	GBR	5	5.11	X	4.87	4.79	X	5.02	5.11
					+1.8	+1.4	+2.8	+1.8	+1.1	+1.2	+1.8
8	116	OMAR Makasidy	FRA	14	X	X	5.07	X	X	4.73	5.07
					+1.9	+0.3	+0.3	+1.5	+1.0	+2.5	+0.3
9	8	HOWELL Jamie	AUS	2	4.87	X	5.04				5.04 w
					+1.9	+1.8	+2.4				+2.4
10	195	TANIOKA Maho	JPN	10	4.88	4.61	4.68				4.88
					+0.5	+1.1	+2.9				+0.5
11	433	HAGEMAN Makenzie	USA	13	4.47	4.47	4.32				4.47
					+1.2	+1.1	+0.6				+1.1
12	206	PUTINTSEVA Yelena	KAZ	12	4.18	4.14	3.94				4.18
					+1.1	+1.3	+3.1				+1.1
13	16	HRALKO Marharyta	BLR	9	3.65	X	2.28				3.65
					+1.6	+2.0	+0.1				+1.6

## NOT RANKED

67	MBOE Meyong	CMR	3	DNS
			08 APR 1983	

Starting order	1	2	3	4	5	6	7	8	9	10	11	12	13	14	
Initial	34	8	67	104	119	333	80	349	16	195	365	206	433	116	
4th and 5th and 6th at.	116	119	365	34	104	333	349	80							

Details: Start time:18:10 Temperature:+30°C Humidity:62%  
Finish Time:19:40 Temperature:+29°C Humidity:60%

As of 27/07/2017 at 19:41

Legend	
DQ = Disqualified	DNS = Did Not Start
DNF = Did Not Finish	NM = No Result
- = Did Not Attempt	X = Failed
ORD = Order	

Samsun(TUR), 23rd - 29th July 2017

ATW01\_73R 1.0

1



# RESULTS

RANK BIB SURNAME & NAME NOC DATE OF BIRTH LANE R.T. TIME



## 800 m - Women - Semifinal

WR	2:07.05	MWINDBRAKE Rita	1945	FRG	BONN	03 JUL 1997
DR	2:10.50	WINDBRAKE Rita	1945	FRG	KOLN	27 JUL 1981

### SEMIFINAL 1 OF 2

1	331	ABUBIAKIROVA Iuliia	RUS	27 AUG 1996	7	2:18.73 Q
2	19	KOZICH Halina	BLR	26 MAY 1990	6	2:18.75 Q
3	370	SOLODOVA Diana	RUS	26 MAY 1997	4	2:19.33 Q
4	181	OKADA Mio	JPN	12 AUG 1997	5	2:19.94 q
5	40	HUANG Huang	CHN	01 MAY 1997	3	2:31.37

### NOT RANKED

297	BITRUS Mwanret	NGR	25 APR 1996	2	DNS
-----	----------------	-----	-------------	---	-----

Qualification: First 3 in each heat (Q) and 2 fastest (q) to Final

Intermediate point leaders (Bib and Time):

400 m : 19 1:09.88

Details: Start time:18:29 Temperature:+32°C Humidity:48%

LANE	COMPETITOR	REACTION (SECONDS)	FINISH (METERS)
1			
2			
3	HUANG,Huang		
4	SOLODOVA,Diana		
5	OKADA,Mio		
6	KOZICH,Halina		
7	ABUBIAKIROVA,Iuliia		
8			

As of 27/07/2017 at 18:33

### SEMIFINAL 2 OF 2

1	360	KUDRIAVTSEVA Ekaterina	RUS	01 JUL 1986	2	2:22.65 Q
2	413	LANDINA Viktoriia	UKR	27 AUG 1991	5	2:22.80 Q
3	149	MIHALY Reka	HUN	30 JAN 1996	6	2:22.91 Q
4	25	TSIARENTSYEVA Alena	BLR	24 APR 1982	4	2:24.18 q
5	77	DESIC Klaudia	CRO	28 JUL 1998	3	2:27.83

Qualification: First 3 in each heat (Q) and 2 fastest (q) to Final

Intermediate point leaders (Bib and Time):

400 m : 360 1:13.30

#### Legend

DQ = Disqualified  
DNF = Did Not Finish  
R.T. = Reaction

DNS = Did Not Start  
Fn = False Start

Samsun(TUR), 23rd - 29th July 2017

ATW01\_73A 1.0

## Details:

Start time:18:37

Temperature:+32°C

Humidity:48%

LANE	COMPETITOR	REACTION (SECONDS)	FINISH (METERS)
1			
2	KUDRIAVTSEVA,Ekateri		
3	DESIC,Klaudia		
4	TSIARENTSYEVA,Alena		
5	LANDINA,Viktoriia		
6	MIHALY,Reka		
7			
8			

As of 27/07/2017 at 18:40

## Legend

**DQ** = Disqualified  
**DNF** = Did Not Finish  
**R.T.** = Reaction

**DNS** = Did Not Start  
**Fn** = False Start

Samsun(TUR), 23rd - 29th July 2017

ATW01\_73A 1.0

2





## SUMMARY

RANK BIB SURNAME & NAME NOC DATE OF BIRTH HEAT LANE RANK WIND TIME



### 800 m - Women - Semifinal

WR	2:07.05	MWINDBRAKE Rita	1945	FRG	BONN	03 JUL 1997
DR	2:10.50	WINDBRAKE Rita	1945	FRG	KOLN	27 JUL 1981
1	331	ABUBIAKIROVA Iuliia	RUS	27 AUG 1996	1 7 1	2:18.73 Q
2	19	KOZICH Halina	BLR	26 MAY 1990	1 6 2	2:18.75 Q
3	370	SOLODOVA Diana	RUS	26 MAY 1997	1 4 3	2:19.33 Q
4	181	OKADA Mio	JPN	12 AUG 1997	1 5 4	2:19.94 q
5	360	KUDRIAVTSEVA Ekaterina	RUS	01 JUL 1986	2 2 1	2:22.65 Q
6	413	LANDINA Viktoriia	UKR	27 AUG 1991	2 5 2	2:22.80 Q
7	149	MIHALY Reka	HUN	30 JAN 1996	2 6 3	2:22.91 Q
8	25	TSIARENTSYEVA Alena	BLR	24 APR 1982	2 4 4	2:24.18 q
9	77	DESIC Klaudia	CRO	28 JUL 1998	2 3 5	2:27.83
10	40	HUANG Huang	CHN	01 MAY 1997	1 3 5	2:31.37

### NOT RANKED

297	BITRUS Mwanret	NGR	25 APR 1996	1 2	DNS
-----	----------------	-----	-------------	-----	-----

Qualification: First 3 in each heat (Q) and 2 fastest (q) to Final

#### Legend

DQ = Disqualified  
DNF = Did Not Finish  
R.T. = Reaction

DNS = Did Not Start  
Fn = False Start

Samsun(TUR), 23rd - 29th July 2017

ATW00\_74A 1.0

# RESULTS



RANK BIB SURNAME & NAME NOC DATE OF BIRTH LANE R.T. TIME



## 800 m - Men - Semifinal

WR	1:49.70	MBOND Leo	1956	USA	BUCHAREST	21 JUL 1977
DR	1:49.70	MBOND Leo	1954	USA	BUCHAREST	21 JUL 1977

### SEMIFINAL 1 OF 2

1	13	CHARNIAK Aliksandr	BLR	23 NOV 1990	8	1:54.20 Q
2	176	MORIMITSU Yuya	JPN	21 JUL 1995	4	1:54.56 Q
3	125	BLEY Alexander	GER	24 DEC 1990	3	1:54.70 Q
4	319	KULPA Michal	POL	11 JUN 1987	5	1:55.04 q
5	335	BAGANOV Daniil	RUS	10 MAY 1992	6	1:59.30
6	168	YAHYA Ahmed	IRQ	11 MAY 1990	7	2:01.51
7	220	MENJO Baxtone	KEN	20 AUG 1989	1	2:04.08
8	6	YETTOU Mohamed	ALG	26 NOV 1992	2	2:04.52

Qualification: First 3 in each heat (Q) and 2 fastest (q) to Final

Intermediate point leaders (Bib and Time):

400 m : 335 54.78

Details: Start time:18:58 Temperature:+32°C Humidity:48%

LANE	COMPETITOR	REACTION (SECONDS)	FINISH (METERS)
1	MENJO,Baxtone		
2	YETTOU,Mohamed		
3	BLEY,Alexander		
4	MORIMITSU,Yuya		
5	KULPA,Michal		
6	BAGANOV,Daniil		
7	YAHYA,Ahmed		
8	CHARNIAK,Aliksandr		

As of 27/07/2017 at 19:02

### SEMIFINAL 2 OF 2

1	243	LEE Mooyong	KOR	20 SEP 1989	6	1:54.88 Q
2	100	MARTINEZ MORGJA Jaime	ESP	23 JAN 1995	3	1:55.20 Q
3	216	KOECH John	KEN	29 AUG 1986	7	1:55.29 Q
4	234	WAMBUI Kelvin	KEN	31 DEC 1994	1	1:55.52 q
5	334	ANDREEV Andrey	RUS	06 OCT 1986	4	1:55.96
6	280	SOTO Fabian	MEX	20 JAN 1987	5	1:56.05
7	79	ALMIRA ESPINOSA Roberto	CUB	13 DEC 1992	8	1:59.74
8	74	MENA Luis	COL	12 APR 1989	2	2:05.10

Qualification: First 3 in each heat (Q) and 2 fastest (q) to Final

Intermediate point leaders (Bib and Time):

400 m : 79 54.71

#### Legend

DQ = Disqualified  
DNF = Did Not Finish  
R.T. = Reaction

DNS = Did Not Start  
Fn = False Start

Samsun(TUR), 23rd - 29th July 2017

ATM01\_73A 1.0

1

## Details:

Start time:19:07

Temperature:+32°C

Humidity:48%

LANE	COMPETITOR	REACTION (SECONDS)	FINISH (METERS)
1	WAMBUI,Kelvin		
2	MENA,Luis		
3	MARTINEZ MORGA,Jaime		
4	ANDREEV,Andrey		
5	SOTO,Fabian		
6	LEE,Mooyong		
7	KOECH,John		
8	ALMIRA ESPINOSA,Robe		

As of 27/07/2017 at 19:12

## Legend

**DQ** = Disqualified  
**DNF** = Did Not Finish  
**R.T.** = Reaction

**DNS** = Did Not Start  
**Fn** = False Start

Samsun(TUR), 23rd - 29th July 2017

ATM01\_73A 1.0

2







# SUMMARY

RANK BIB SURNAME & NAME NOC DATE OF BIRTH HEAT LANE RANK WIND TIME



## 800 m - Men - Semifinal

WR	1:49.70	MBOND Leo	1956	USA	BUCHAREST	21 JUL 1977
DR	1:49.70	MBOND Leo	1954	USA	BUCHAREST	21 JUL 1977
1	13	CHARNIAK Aliaksandr	BLR	23 NOV 1990	1 8 1	1:54.20 Q
2	176	MORIMITSU Yuya	JPN	21 JUL 1995	1 4 2	1:54.56 Q
3	125	BLEY Alexander	GER	24 DEC 1990	1 3 3	1:54.70 Q
4	243	LEE Mooyong	KOR	20 SEP 1989	2 6 1	1:54.88 Q
5	319	KULPA Michal	POL	11 JUN 1987	1 5 4	1:55.04 q
6	100	MARTINEZ MORGJA Jaime	ESP	23 JAN 1995	2 3 2	1:55.20 Q
7	216	KOECH John	KEN	29 AUG 1986	2 7 3	1:55.29 Q
8	234	WAMBUI Kelvin	KEN	31 DEC 1994	2 1 4	1:55.52 q
9	334	ANDREEV Andrey	RUS	06 OCT 1986	2 4 5	1:55.96
10	280	SOTO Fabian	MEX	20 JAN 1987	2 5 6	1:56.05
11	335	BAGANOV Daniil	RUS	10 MAY 1992	1 6 5	1:59.30
12	79	ALMIRA ESPINOSA Roberto	CUB	13 DEC 1992	2 8 7	1:59.74
13	168	YAHYA Ahmed	IRQ	11 MAY 1990	1 7 6	2:01.51
14	220	MENJO Baxtone	KEN	20 AUG 1989	1 1 7	2:04.08
15	6	YETTOU Mohamed	ALG	26 NOV 1992	1 2 8	2:04.52
16	74	MENA Luis	COL	12 APR 1989	2 2 8	2:05.10

Qualification: First 3 in each heat (Q) and 2 fastest (q) to Final

### Legend

DQ = Disqualified  
DNF = Did Not Finish  
R.T. = Reaction

DNS = Did Not Start  
Fn = False Start

Samsun(TUR), 23rd - 29th July 2017

ATM00\_74A 1.0

# RESULTS



RANK BIB SURNAME & NAME NOC DATE OF BIRTH LANE R.T. TIME



## 200 m - Women - Semifinal

WR	24.43	TRNKOVA Margareta	1976	CZE	ROME	30 JUL 2001
DR	24.43	TRNKOVA Margareta	1976	CZE	ROME	30 JUL 2001

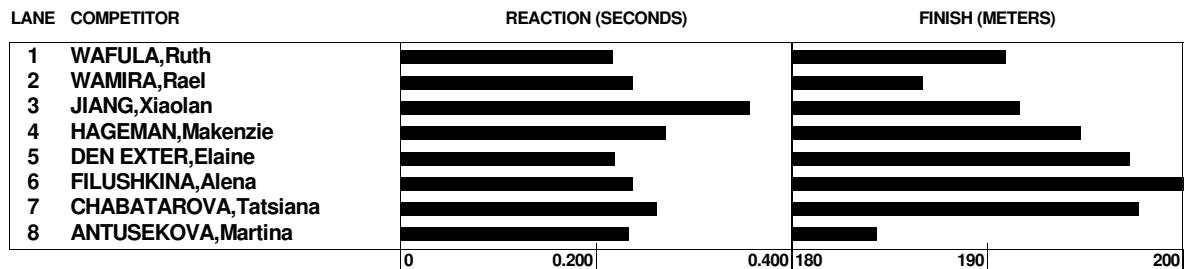
### SEMIFINAL 1 OF 2

(Wind: -1.1 m/s)

1	345	FILUSHKINA Alena	RUS	05 DEC 1996	6	0.238	<b>26.16</b> Q
2	12	CHABATAROVA Tatsiana	BLR	17 FEB 1984	7	0.262	<b>26.46</b> Q
3	289	DEN EXTER Elaine	NED	23 MAR 1997	5	0.219	<b>26.52</b> Q
4	433	HAGEMAN Makenzie	USA	17 AUG 1993	4	0.271	<b>26.86</b> q
5	41	JIANG Xiaolan	CHN	31 MAR 1991	3	0.357	<b>27.30</b>
6	232	WAFULA Ruth	KEN	21 APR 1999	1	0.218	<b>27.40</b>
7	237	WAMIRA Rael	KEN	16 JUN 1997	2	0.238	<b>28.02</b>
8	376	ANTUSEKOVA Martina	SVK	20 MAR 2000	8	0.234	<b>28.38</b>

Qualification: First 3 in each heat (Q) and 2 fastest (q) to Final

Details: Start time:19:59 Temperature:+28°C Humidity:78%



As of 27/07/2017 at 20:01

### SEMIFINAL 2 OF 2

(Wind: -3.0 m/s)

1	347	GOLOVINA Ksenia	RUS	17 MAR 1992	5	0.226	<b>25.83</b> Q
2	235	WAMIRA Beryl	KEN	20 JUN 1995	3	0.212	<b>26.02</b> Q
3	27	ZHURBENKOVA Katsiaryna	BLR	05 MAY 1998	6	0.235	<b>26.30</b> Q
4	127	GAEDE Delia	GER	13 AUG 1999	8	0.296	<b>26.90</b> q
5	121	OUNSLEY Jodie	GBR	17 JAN 2001	4	0.223	<b>27.36</b>
6	386	AKAY Aysun	TUR	30 OCT 1994	1	0.300	<b>27.60</b>
7	105	OZERSKA Melisa	EST	02 NOV 1998	7	0.249	<b>28.23</b>
8	453	ZAMBRANO PORTE Maria	VEN	24 SEP 1990	2	0.234	<b>29.04</b>

Qualification: First 3 in each heat (Q) and 2 fastest (q) to Final

Details: Start time:20:04 Temperature:+28°C Humidity:78%

#### Legend

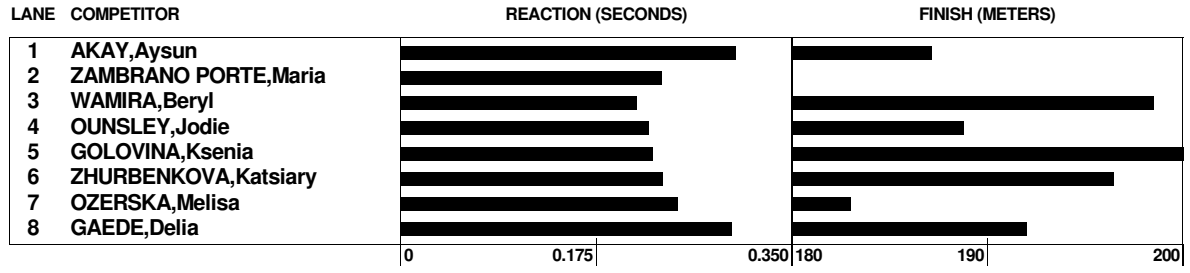
DQ = Disqualified  
DNF = Did Not Finish  
R.T. = Reaction

DNS = Did Not Start  
Fn = False Start

Samsun(TUR), 23rd - 29th July 2017

ATW02\_73A 1.0

1



As of 27/07/2017 at 20:06

Legend

DQ = Disqualified  
DNF = Did Not Finish  
R.T. = Reaction

DNS = Did Not Start  
Fn = False Start

Samsun(TUR), 23rd - 29th July 2017

ATW02\_73A 1.0





# SUMMARY

RANK BIB SURNAME & NAME NOC DATE OF BIRTH HEAT LANE RANK WIND TIME



## 200 m - Women - Semifinal

WR	24.43	TRNKOVA Margareta	1976	CZE	ROME	30 JUL 2001
DR	24.43	TRNKOVA Margareta	1976	CZE	ROME	30 JUL 2001
1	347	GOLOVINA Ksenia	RUS	17 MAR 1992	2 5 1	-3.0 25.83 Q
2	235	WAMIRA Beryl	KEN	20 JUN 1995	2 3 2	-3.0 26.02 Q
3	345	FILUSHKINA Alena	RUS	05 DEC 1996	1 6 1	-1.1 26.16 Q
4	27	ZHURBENKOVA Katsiaryna	BLR	05 MAY 1998	2 6 3	-3.0 26.30 Q
5	12	CHABATAROVA Tatsiana	BLR	17 FEB 1984	1 7 2	-1.1 26.46 Q
6	289	DEN EXTER Elaine	NED	23 MAR 1997	1 5 3	-1.1 26.52 Q
7	433	HAGEMAN Makenzie	USA	17 AUG 1993	1 4 4	-1.1 26.86 q
8	127	GAEDE Delia	GER	13 AUG 1999	2 8 4	-3.0 26.90 q
9	41	JIANG Xiaolan	CHN	31 MAR 1991	1 3 5	-1.1 27.30
10	121	OUNSLEY Jodie	GBR	17 JAN 2001	2 4 5	-3.0 27.36
11	232	WAFULA Ruth	KEN	21 APR 1999	1 1 6	-1.1 27.40
12	386	AKAY Aysun	TUR	30 OCT 1994	2 1 6	-3.0 27.60
13	237	WAMIRA Rael	KEN	16 JUN 1997	1 2 7	-1.1 28.02
14	105	OZERSKA Melisa	EST	02 NOV 1998	2 7 7	-3.0 28.23
15	376	ANTUSEKOVA Martina	SVK	20 MAR 2000	1 8 8	-1.1 28.38
16	453	ZAMBRANO PORTE Maria	VEN	24 SEP 1990	2 2 8	-3.0 29.04

Qualification: First 3 in each heat (Q) and 2 fastest (q) to Final

### Legend

DQ = Disqualified  
DNF = Did Not Finish  
R.T. = Reaction

DNS = Did Not Start  
Fn = False Start

Samsun(TUR), 23rd - 29th July 2017

ATW00\_74A 1.0



# RESULTS

RANK BIB SURNAME & NAME NOC DATE OF BIRTH LANE R.T. TIME



## 200 m - Men - Semifinal

WR	21.15	GASKIN JR Wendell	1973	USA	SOFIA	30 JUL 1993
DR	21.15	GASKIN JR Wendell	1973	USA	SOFIA	30 JUL 1993

### SEMIFINAL 1 OF 3

(Wind: -1.0 m/s)

1	196	YAMADA Maki	JPN	07 JUN 1997	5	0.227	22.46 Q
2	164	YADEGARI Hashem	IRI	26 MAY 1992	3	0.200	22.48 Q
3	436	JONES Nicholas	USA	23 JAN 1995	6	0.161	22.58
4	375	LENOIR Kim	SUI	17 JAN 1996	4	0.150	22.85
5	26	ZAPOISKIKH Siarhei	BLR	13 SEP 1999	7	0.257	23.14
6	385	WANG Shih-Wei	TPE	06 OCT 1992	1	0.207	23.32
7	325	STEMPURSKI Daniel	POL	18 JAN 1997	2	0.206	23.38
8	329	JIYANE Simo-eSihle	RSA	22 OCT 1996	8	0.261	23.67

Qualification: First 2 in each heat (Q) and 2 fastest (q) to Final

Details: Start time:20:29 Temperature:+28°C Humidity:78%

LANE	COMPETITOR	REACTION (SECONDS)	FINISH (METERS)
1	WANG,Shih-Wei	0.207	190.5
2	STEMPURSKI,Daniel	0.206	188.5
3	YADEGARI,Hashem	0.200	195.5
4	LENOIR,Kim	0.150	192.5
5	YAMADA,Maki	0.227	195.5
6	JONES,Nicholas	0.161	198.5
7	ZAPOISKIKH,Siarhei	0.257	190.5
8	JIYANE,Simo-eSihle	0.261	188.5

As of 27/07/2017 at 20:31

### SEMIFINAL 2 OF 3

(Wind: -1.5 m/s)

1	404	DMYTRYENKO Oleksandr	UKR	10 MAY 1987	3	0.186	22.09 Q
2	437	KOSS Taylor	USA	10 AUG 1993	6	0.225	22.11 Q
3	366	OBLONKOV Victor	RUS	29 JUN 1994	5	0.189	22.14 q
4	122	RUDDY John	GBR	18 NOV 1990	4	0.212	22.65
5	231	SIMIYU Paul	KEN	26 MAR 1994	8	0.236	22.93
6	130	RUMANCEV Michael	GER	20 JAN 1994	2	0.240	23.03
7	14	DIHALEVICH Daniil	BLR	18 APR 1997	7	0.194	23.06
8	318	KOTOWSKI Grzegorz	POL	08 DEC 1987	1	0.427	23.16

Qualification: First 2 in each heat (Q) and 2 fastest (q) to Final

Details: Start time:20:38 Temperature:+28°C Humidity:78%

#### Legend

DQ = Disqualified  
DNF = Did Not Finish  
R.T. = Reaction

DNS = Did Not Start  
Fn = False Start

Samsun(TUR), 23rd - 29th July 2017

ATM01\_73A 1.0

1



As of 27/07/2017 at 20:40

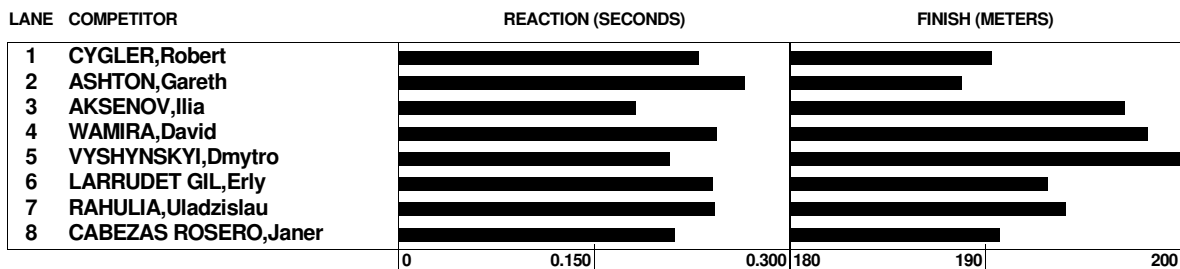
### SEMIFINAL 3 OF 3

(Wind: -0.2 m/s)

1	424	VYSHYNSKYI Dmytro	UKR	18 JUL 1996	5	0.208	22.15 Q
2	236	WAMIRA David	KEN	10 APR 1987	4	0.244	22.34 Q
3	332	AKSENOV Ilia	RUS	09 DEC 1990	3	0.182	22.47 q
4	23	RAHULIA Uladzislau	BLR	24 APR 1998	7	0.243	22.82
5	82	LARRUDET GIL Erly	CUB	08 AUG 1985	6	0.241	22.93
6	72	CABEZAS ROSERO Janer	COL	04 OCT 1988	8	0.212	23.23
7	315	CYGLER Robert	POL	08 MAR 1991	1	0.231	23.28
8	426	ASHTON Gareth	USA	25 DEC 1999	2	0.266	23.47

Qualification: First 2 in each heat (Q) and 2 fastest (q) to Final

Details: Start time:20:46 Temperature:+26°C Humidity:83%



As of 27/07/2017 at 20:47

#### Legend

DQ = Disqualified  
DNF = Did Not Finish  
R.T. = Reaction

DNS = Did Not Start  
Fn = False Start

Samsun(TUR), 23rd - 29th July 2017

ATM01\_73A 1.0





## SUMMARY

RANK BIB SURNAME & NAME NOC DATE OF BIRTH HEAT LANE RANK WIND TIME



### 200 m - Men - Semifinal

WR	21.15	GASKIN JR Wendell	1973	USA	SOFIA	30 JUL 1993
DR	21.15	GASKIN JR Wendell	1973	USA	SOFIA	30 JUL 1993
1	404	DMYTRYENKO Oleksandr	UKR	10 MAY 1987	2 3 1 -1.5	<b>22.09</b> Q
2	437	KOSS Taylor	USA	10 AUG 1993	2 6 2 -1.5	<b>22.11</b> Q
3	366	OBLONKOV Victor	RUS	29 JUN 1994	2 5 3 -1.5	<b>22.14</b> q
4	424	VYSHYNSKYI Dmytro	UKR	18 JUL 1996	3 5 1 -0.2	<b>22.15</b> Q
5	236	WAMIRA David	KEN	10 APR 1987	3 4 2 -0.2	<b>22.34</b> Q
6	196	YAMADA Maki	JPN	07 JUN 1997	1 5 1 -1.0	<b>22.46</b> Q
7	332	AKSENOV Ilia	RUS	09 DEC 1990	3 3 3 -0.2	<b>22.47</b> q
8	164	YADEGARI Hashem	IRI	26 MAY 1992	1 3 2 -1.0	<b>22.48</b> Q
9	436	JONES Nicholas	USA	23 JAN 1995	1 6 3 -1.0	<b>22.58</b>
10	122	RUDDY John	GBR	18 NOV 1990	2 4 4 -1.5	<b>22.65</b>
11	23	RAHULIA Uladzislau	BLR	24 APR 1998	3 7 4 -0.2	<b>22.82</b>
12	375	LENOIR Kim	SUI	17 JAN 1996	1 4 4 -1.0	<b>22.85</b>
13	231	SIMIYU Paul	KEN	26 MAR 1994	2 8 5 -1.5	<b>22.93</b>
14	82	LARRUDET GIL Erly	CUB	08 AUG 1985	3 6 5 -0.2	<b>22.93</b>
15	130	RUMANCEV Michael	GER	20 JAN 1994	2 2 6 -1.5	<b>23.03</b>
16	14	DIHALEVICH Daniil	BLR	18 APR 1997	2 7 7 -1.5	<b>23.06</b>
17	26	ZAPOISKIKH Siarhei	BLR	13 SEP 1999	1 7 5 -1.0	<b>23.14</b>
18	318	KOTOWSKI Grzegorz	POL	08 DEC 1987	2 1 8 -1.5	<b>23.16</b>
19	72	CABEZAS ROSERO Janer	COL	04 OCT 1988	3 8 6 -0.2	<b>23.23</b>
20	315	CYGLER Robert	POL	08 MAR 1991	3 1 7 -0.2	<b>23.28</b>
21	385	WANG Shih-Wei	TPE	06 OCT 1992	1 1 6 -1.0	<b>23.32</b>
22	325	STEMPURSKI Daniel	POL	18 JAN 1997	1 2 7 -1.0	<b>23.38</b>
23	426	ASHTON Gareth	USA	25 DEC 1999	3 2 8 -0.2	<b>23.47</b>
24	329	JIYANE Simo-eSihle	RSA	22 OCT 1996	1 8 8 -1.0	<b>23.67</b>

Qualification: First 2 in each heat (Q) and 2 fastest (q) to Final

#### Legend

DQ = Disqualified  
DNF = Did Not Finish  
R.T. = Reaction

DNS = Did Not Start  
Fn = False Start

Samsun(TUR), 23rd - 29th July 2017

ATM00\_74A 1.0

1





# RESULTS

RANK BIB SURNAME & NAME NOC DATE OF BIRTH RESULT



## Discus Throw - Men - Final

WR	58.10	PONTON Cristian	1978	ITA	GORIZIA	15 JUL 2000
DR	57.76	KALMYKOV Dmitry	1992	RUS	SOFIA	01 AUG 2013

### FINAL

1	160	PIRAYGHARCHAMAN Sajjad	IRI	23 JAN 1993	57.04
2	199	YUGAMI Masateru	JPN	14 APR 1993	55.58
3	350	KALMYKOV Dmitry	RUS	28 FEB 1992	55.25
4	402	BILOKON Oleg	UKR	31 JUL 1977	50.74
5	446	WEIS Alex	USA	15 AUG 1994	47.92
6	46	SHEN Haijun	CHN	23 JUL 1987	46.54
7	37	GAO Yongqiang	CHN	09 OCT 1984	45.59
8	435	HOCKMAN Jacob	USA	15 MAR 1994	45.45
9	124	BISCHLAGER Christoph	GER	17 JUL 1983	44.17
10	266	JURKSA Mindaugas	LTU	14 OCT 1992	43.65
11	324	ROZUMCZYK Tomasz	POL	07 JUN 1989	41.29

### NOT RANKED

83 PEREZ PEREZ Hector CUB 17 SEP 1988 NM

Starting order	1	2	3	4	5	6	7	8	9	10	11	12			
Initial	199	124	446	350	266	37	160	83	435	324	402	46			
4th and 5th and 6th at.	446	435	37	46	402	199	350	160							

#### Details:

Start time:20:10  
Finish Time:21:11

Temperature:+26°C  
Temperature:+24°C

Humidity:83%  
Humidity:85%

As of 27/07/2017 at 21:13

### FINAL

RANK	BIB	SURNAME & NAME	NOC	ORD	- 1 -	- 2 -	- 3 -	- 4 -	- 5 -	- 6 -	RESULT
			DATE OF BIRTH								
2	199	YUGAMI Masateru	JPN	1	49.04	53.15	52.77	52.67	55.58	53.93	55.58
			14 APR 1993								
9	124	BISCHLAGER Christoph	GER	2	42.45	X	44.17				44.17
			17 JUL 1983								
5	446	WEIS Alex	USA	3	X	45.35	X	X	47.58	47.92	47.92
			15 AUG 1994								
3	350	KALMYKOV Dmitry	RUS	4	55.25	X	54.23	X	X	53.97	55.25
			28 FEB 1992								
10	266	JURKSA Mindaugas	LTU	5	X	X	43.65				43.65
			14 OCT 1992								

#### Legend

DQ = Disqualified  
DNF = Did Not Finish  
- = Did Not Attempt  
ORD = Order

DNS = Did Not Start  
NM = No Result  
X = Failed

Samsun(TUR), 23rd - 29th July 2017

ATM01\_73R

1

7	37	<b>GAO Yongqiang</b>	CHN	6	43.52	45.27	45.59	45.53	45.18	X	<b>45.59</b>
			09 OCT 1984								
1	160	<b>PIRAYGHARCHAMAN Sajjad</b>	IRI	7	50.56	55.87	54.80	57.04	56.70	54.82	<b>57.04</b>
			23 JAN 1993								
	83	<b>PEREZ PEREZ Hector</b>	CUB	8	X	X	X				<b>NM</b>
			17 SEP 1988								
8	435	<b>HOCKMAN Jacob</b>	USA	9	X	45.45	43.54	X	X	44.85	<b>45.45</b>
			15 MAR 1994								
11	324	<b>ROZUMCZYK Tomasz</b>	POL	10	X	41.29	X				<b>41.29</b>
			07 JUN 1989								
4	402	<b>BILOKON Oleg</b>	UKR	11	47.65	48.39	49.84	49.55	50.74	48.81	<b>50.74</b>
			31 JUL 1977								
6	46	<b>SHEN Haijun</b>	CHN	12	42.82	44.35	46.54	43.92	45.53	46.33	<b>46.54</b>
			23 JUL 1987								

#### Legend

**DQ** = Disqualified  
**DNF** = Did Not Finish  
 - = Did Not Attempt  
**ORD** = Order

**DNS** = Did Not Start  
**NM** = No Result  
**X** = Failed

Samsun(TUR), 23rd - 29th July 2017

ATM01\_73R 1.0

2





# RESULTS

RANK BIB SURNAME & NAME NOC DATE OF BIRTH LANE R.T. TIME POINTS TOTAL



## 400 m - Decathlon - Men

Decathlon WR	7964	SMITH Dean	1967	AUS	ADELAIDE	10 MAR 1992
Decathlon DR	7423	SMITH Dean	1967	AUS	CHRISTCHURCH	13 JAN 1989

1	361	KULIKOV Maxim	RUS	30 MAY 1984	4	0.187	<b>51.67</b>	<b>739</b>	3398
2	355	KHILENKO Konstantin	RUS	26 AUG 1995	2	0.214	<b>55.10</b>	<b>595</b>	3348
3	175	MAEJIMA Hiroyuki	JPN	15 MAY 1988	7	0.216	<b>55.62</b>	<b>574</b>	2939
4	371	TSYBIZOV Kirill	RUS	04 JUL 1986	3	0.209	<b>59.69</b>	<b>424</b>	2878
5	205	NABOKOV Andrey	KAZ	05 JAN 1988	6	0.269	<b>1:10.21</b>	<b>133</b>	1931

Details: Start time:21:11 Temperature:+26°C Humidity:83%



As of 27/07/2017 at 21:13

### Legend

DQ = Disqualified  
DNF = Did Not Finish  
R.T. = Reaction

DNS = Did Not Start  
Fn = False Start

Samsun(TUR), 23rd - 29th July 2017

ATM01\_73A 1.0



# RESULTS

RANK BIB SURNAME & NAME NOC YOB POINTS POINTS



## Decathlon - Men

WR	7964	SMITH Dean	1967	AUS	ADELAIDE	10 MAR 1992
DR	7423	SMITH Dean	1967	AUS	CHRISTCHURCH	13 JAN 1989

1	361	KULIKOV Maxim	RUS	1984	3398
2	355	KHILENKO Konstantin	RUS	1995	3348
3	175	MAEJIMA Hiroyuki	JPN	1988	2939
4	371	TSYBIZOV Kirill	RUS	1986	2878
5	205	NABOKOV Andrey	KAZ	1988	1931

## NOT RANKED

85	NOSEK Jakub	CZE	1989	NM
94	CANO GARCIA Salvador	ESP	1987	MED

RANK	BIB	SURNAME & NAME	NOC	YOB	100m	LJ	SP	HJ	400m	110mH	DT	PV	JT	BEHIND
														1500m
1	361	KULIKOV Maxim	RUS	1984	11.50 (-2.2) 753( 1)	6.94 (+1.0) 799( 1)	10.47 (+1.0) 514( 3)	1.76 (+1.0) 593( 4)	51.67 (+1.0) 739( 1)					3398
2	355	KHILENKO Konstantin	RUS	1995	12.01 (-2.2) 649( 2)	6.68 (+1.0) 739( 2)	10.34 (+1.0) 506( 4)	2.06 (+1.0) 859( 1)	55.10 (+1.0) 595( 2)					3348 50
3	175	MAEJIMA Hiroyuki	JPN	1988	12.12 (-2.2) 628( 3)	6.17 (+1.3) 624( 3)	9.72 (+1.3) 469( 5)	1.82 (+1.3) 644( 2)	55.62 (+1.3) 574( 3)					2939 459
4	371	TSYBIZOV Kirill	RUS	1986	12.73 (-2.2) 515( 4)	6.14 (+0.9) 617( 4)	13.58 (+0.9) 703( 1)	1.79 (+0.9) 619( 3)	59.69 (+0.9) 424( 4)					2878 520
5	205	NABOKOV Andrey	KAZ	1988	13.80 (-2.2) 341( 5)	5.26 (+1.4) 433( 5)	11.10 (+1.4) 552( 2)	1.61 (+1.4) 472( 5)	1:10.21 (+1.4) 133( 5)					1931 1467

## Legend

DQ = Disqualified  
DNF = Did Not Finish

DNS = Did Not Start  
NM = No Result  
MED = Medical Report

Samsun(TUR), 23rd - 29th July 2017

ATM01\_73

1

## NOT RANKED

85 NOSEK Jakub

CZE 58.01 DNS  
1989 (-2.2)  
0 0

NM

### Legend

DQ = Disqualified  
DNF = Did Not Finish

DNS = Did Not Start  
NM = No Result

Samsun(TUR), 23rd - 29th July 2017

ATM01\_70A 1.0

2





## RECORDS BROKEN BY EVENT DAY 5

EVENT DATE ROUND BIB NAME NAT BORN RESULT RECORDS

### 400 m

#### Men

27 July 2017	Final	399	SUZEN,Yasin	TUR	1994	47.03	DR
--------------	-------	-----	-------------	-----	------	-------	----

### Javelin Throw

#### Women

27 July 2017	Final	383	HSU,An Yi	TPE	1994	46.80 m	DR
27 July 2017	Final	78	STEFANAC,Laura	CRO	1998	49.20 m	WJR, DR



LN/ORD BIB SURNAME & NAME NOC DATE OF BIRTH S.BEST P.BEST



## 110 Hurdles - Decathlon - Men

Decathlon WR	7964	SMITH Dean	1967	AUS	ADELAIDE	10 MAR 1992
Decathlon DR	7423	SMITH Dean	1967	AUS	CHRISTCHURCH	13 JAN 1989

28 JUL 2017 15:00

2	205	NABOKOV Andrey	KAZ	05 JAN 1988	1931	5	1467
3	175	MAEJIMA Hiroyuki	JPN	15 MAY 1988	2939	3	459
4	361	KULIKOV Maxim	RUS	30 MAY 1984	3398	1	
5	371	TSYBIZOV Kirill	RUS	04 JUL 1986	2878	4	520
6	355	KHILENKO Konstantin	RUS	26 AUG 1995	3348	2	50



## Triple Jump - Women - Final

WR	13.63	GIRAT RIVERO Suslaidy	1987	CUB	TORONTO	16 JUL 2012
DR	13.60	GIRAT RIVERO Suslaidy	1987	CUB	SOFIA	2/013

28 JUL 2017 17:30

1	80	GIRAT RIVERO Suslaidy	CUB	19 AUG 1987	12.85	A
2	351	KARAPETYAN Kristina	RUS	05 FEB 1990	11.44	A
3	119	LOSALA Asnath	GBR	24 AUG 1994	10.84	A
4	202	KHIZHNYAKOVA Olga	KAZ	27 FEB 1994	10.20	A
5	291	WIERSEMA Lucinde	NED	05 FEB 1998	11.18	A
6	333	ALEMSEITOVA Angela	RUS	06 JUN 1990	11.68	A
7	16	HRALKO Marharyta	BLR	12 JUL 1987	12.30	A

### Deaflympics Records

13.60	GIRAT RIVERO Suslaidy	1987	CUB	SOFIA	2/013
12.81	CARVAJAL DAVILA Kenia R.		CUB	MELBORNE	11 JAN 2005
11.34	WAGNEROVA Tereza		CZE	COPENHAGEN	23 JUL 1997



## 200 m - Men - Final


WR	21.15	GASKIN JR Wendell	1973	USA	SOFIA	30 JUL 1993
DR	21.15	GASKIN JR Wendell	1973	USA	SOFIA	30 JUL 1993



1	332	<b>AKSENOV</b> Ilia	RUS	09 DEC 1990	<b>22.47</b>
2	366	<b>OBLONKOV</b> Victor	RUS	29 JUN 1994	<b>22.14</b>
3	196	<b>YAMADA</b> Maki	JPN	07 JUN 1997	<b>22.46</b>
4	437	<b>KOSS</b> Taylor	USA	10 AUG 1993	<b>22.11</b>
5	424	<b>VYSHYNSKYI</b> Dmytro	UKR	18 JUL 1996	<b>22.15</b>
6	404	<b>DMYTRYENKO</b> Oleksandr	UKR	10 MAY 1987	<b>22.09</b>
7	236	<b>WAMIRA</b> David	KEN	10 APR 1987	<b>22.34</b>
8	164	<b>YADEGARI</b> Hashem	IRI	26 MAY 1992	<b>22.48</b>

## Deaflympics Records

21.15	<b>GASKIN JR</b> Wendell	1973	USA	SOFIA	30 JUL 1993
21.30	<b>M WASHINGTON</b> Gary		USA	MALMOE	25 JUL 1973
21.60	<b>M LUKASH</b> Valery		URS	MALMOE	24 JUL 1973
22.00	<b>M FOLDESSY</b> Jozsef		HUN	BELGRADE	13 AUG 1969
22.00	<b>M DAVIS</b> James		USA	WASHINGTON	30 JUN 1965
22.40	<b>M NIKONOV</b> Vladimir		URS	WASHINGTON	29 JUN 1965
22.70	<b>M SMITH</b> Edwin		USA	MILAN	28 AUG 1957
22.70	<b>M FREEDMAN</b> Sheldon		USA	MILAN	27 AUG 1957
22.90	<b>M ASTROM</b> Karl		SWE	STOCKHOLM	27 AUG 1939
23.40	<b>M REINMUND</b> Paul		FRA	PARIS	14 AUG 1924



## 200 m - Women - Final

WR	24.43	<b>TRNKOVA</b> Margareta	1976	CZE	ROME	30 JUL 2001
DR	24.43	<b>TRNKOVA</b> Margareta	1976	CZE	ROME	30 JUL 2001

1	127	<b>GAEDE</b> Delia	GER	13 AUG 1999	<b>26.90</b>
2	433	<b>HAGEMAN</b> Makenzie	USA	17 AUG 1993	<b>26.86</b>
3	345	<b>FILUSHKINA</b> Alena	RUS	05 DEC 1996	<b>26.16</b>
4	12	<b>CHABATAROVA</b> Tatsiana	BLR	17 FEB 1984	<b>26.46</b>
5	347	<b>GOLOVINA</b> Ksenia	RUS	17 MAR 1992	<b>25.83</b>
6	235	<b>WAMIRA</b> Beryl	KEN	20 JUN 1995	<b>26.02</b>
7	289	<b>DEN EXTER</b> Elaine	NED	23 MAR 1997	<b>26.52</b>
8	27	<b>ZHURBENKOVA</b> Katsiaryna	BLR	05 MAY 1998	<b>26.30</b>

## Deaflympics Records

24.43	<b>TRNKOVA</b> Margareta	1976	CZE	ROME	30 JUL 2001
24.86	<b>JACKSON</b> Sherrie		USA	LOS ANGELES	14 JUL 1985
25.20	<b>M GARGAN</b> Sharon		AUS	BCHAREST	22 JUL 1977
25.60	<b>M IVANOVA</b> Nina		URS	MALMO	26 JUL 1973
25.70	<b>M FOWLER</b> Renonia		USA	MALMO	25 JUL 1973
25.70	<b>M DOERING</b> Gerdan		POL	WASHINGTON	2/961
26.10	<b>M PAVLUNINA</b> Klavdia		URS	HELSINKI	08 AUG 1961
26.70	<b>M RIGA</b> Valentina		URS	HELSINKI	08 AUG 1961
26.80	<b>M REDKINA</b> Antonina		URS	HELSINKI	08 AUG 1961
27.70	<b>M NUBEK</b> Anna		URS	MILAN	25 AUG 1957



## 800 m - Men - Final

WR	1:49.70	<b>MBOND</b> Leo	1956	USA	BUCHAREST	21 JUL 1977
DR	1:49.70	<b>MBOND</b> Leo	1954	USA	BUCHAREST	21 JUL 1977

1	234	<b>WAMBUI</b> Kelvin	KEN	31 DEC 1994	<b>1:55.52</b> A
2	216	<b>KOECH</b> John	KEN	29 AUG 1986	<b>1:55.29</b> A
3	100	<b>MARTINEZ MORG</b> Jaime	ESP	23 JAN 1995	<b>1:53.19</b> A
4	319	<b>KULPA</b> Michal	POL	11 JUN 1987	<b>1:53.00</b> A
5	243	<b>LEE</b> Mooyong	KOR	20 SEP 1989	<b>1:51.69</b> A
6	125	<b>BLEY</b> Alexander	GER	24 DEC 1990	<b>1:52.44</b> A
7	176	<b>MORIMITSU</b> Yuya	JPN	21 JUL 1995	<b>1:54.56</b> A
8	13	<b>CHARNIAK</b> Aliaksandr	BLR	23 NOV 1990	<b>1:54.20</b> A

Deaflympics Records				
1:49.70	M	BOND Leo	1954	USA BUCHAREST 21 JUL 1977
1:55.10	M	DZHURUZ Leonid		URS WASHINGTON 29 JUN 1965
1:56.60	M	NYGAARD Karl		USA WASHINGTON 28 JUN 1965
1:56.60	M	PEDERSEN Willy		DEN MILAN 30 AUG 1957
1:57.80	M	BAATH Bertil		SWE STOCKHOLM 25 AUG 1939
1:59.80	M	HALL Andrew		GBR LONDON 21 AUG 1935
2:08.20	M	CHRISTENSEN Tage		DEN NUREMBERG 22 AUG 1931
2:08.40	M	RIEDINGER Maurice		FRA AMSTERDAM 23 AUG 1928



## 800 m - Women - Final

WR	2:07.05	M	WINDBRAKE Rita	1945	FRG	BONN	03 JUL 1997
DR	2:10.50		WINDBRAKE Rita	1945	FRG	KOLN	27 JUL 1981

### FINAL

28 JUL 2017 19:00

1	149	MIHALY Reka	HUN	30 JAN 1996	2:22.80	A
2	181	OKADA Mio	JPN	12 AUG 1997	2:19.94	A
3	370	SOLODOVA Diana	RUS	26 MAY 1997	2:13.60	A
4	360	KUDRIAVTSEVA Ekaterina	RUS	01 JUL 1986	2:14.51	A
5	25	TSIARENTSYEVA Alena	BLR	24 APR 1982	2:12.00	A
6	331	ABUBIAKIROVA Iuliia	RUS	27 AUG 1996	2:12.03	A
7	19	KOZICH Halina	BLR	26 MAY 1990	2:15.00	A
8	413	LANDINA Viktoriia	UKR	27 AUG 1991	2:15.26	A

Deaflympics Records				
2:10.50		WINDBRAKE Rita	1945	FRG KOLN 27 JUL 1981
2:17.40	M	BRZOSKA Wanda		POL WASHINGTON 30 JUN 1965



## 4 x 100 Relay - Men - Semifinal

WR	41.10	UNITED STATES	USA	BUCHAREST	24 JUL 1977
DR	41.10	UNITED STATES	USA	BUCHAREST	24 JUL 1977

### SEMIFINAL 1 OF 3

28 JUL 2017 19:30

2	BELARUS	BLR	43.50
3	UNITED STATES	USA	42.04
4	KUWAIT	KUW	46.00
5	CHINA	CHN	41.84
6	ECUADOR	ECU	45.90
7	COLOMBIA	COL	45.20
8	KENYA	KEN	44.10

### SEMIFINAL 2 OF 3

28 JUL 2017 19:35

2	RUSSIAN FEDERATION	RUS	42.50
3	MALAYSIA	MAS	44.70
4	NIGERIA	NGR	44.67
5	POLAND	POL	42.30
6	LIBYA	LBA	46.00
7	UKRAINE	UKR	41.78
8	ALGERIA	ALG	46.00


## SEMIFINAL 3 OF 3

28 JUL 2017 19:40

1	KAZAKHSTAN	KAZ	45.90
2	CAMEROON	CMR	46.00
3	GHANA	GHA	42.00
4	IRAQ	IRQ	45.80
5	VENEZUELA	VEN	43.52
6	COTE D'IVOIRE	CIV	44.00
7	INDIA	IND	46.00
8	JAPAN	JPN	42.02

Qualification: First 2 in each heat (Q) and 2 fastest (q) to Final

Deaflympics Records			
41.10	UNITED STATES	USA BUCHAREST	24 JUL 1977



## 4 x 100 Relay - Women - Semifinal

WR	47.21	RUSSIAN FEDERATION	RUS	STARAZAGORA	02 JUL 2016
DR	47.37	BELARUS	BLR	SOFIA	3/013

## SEMIFINAL 1 OF 2

28 JUL 2017 19:50

2	NIGERIA	NGR	53.76
3	UKRAINE	UKR	48.96
4	KENYA	KEN	54.30
5	BELARUS	BLR	47.80
6	CHINA	CHN	48.91

## SEMIFINAL 2 OF 2

28 JUL 2017 19:55

2	GHANA	GHA	55.00
3	RUSSIAN FEDERATION	RUS	48.50
4	GERMANY	GER	50.72
5	ESTONIA	EST	51.45
6	UNITED STATES	USA	48.87

Qualification: First 3 in each heat (Q) and 2 fastest (q) to Final

Deaflympics Records			
47.37	BELARUS	BLR SOFIA	3/013



## 4 x 400 Relay - Men - Semifinal

WR	3:12.64	RUSSIAN FEDERATION	RUS	SOFIA	03 AUG 2013
DR	3:12.64		RUS	SOFIA	03 AUG 2013

## SEMIFINAL 1 OF 3

28 JUL 2017 20:20

2	JAPAN	JPN	3:17.32
3	CHINA	CHN	3:29.58
4	KAZAKHSTAN	KAZ	3:39.00
5	VENEZUELA	VEN	3:38.00
6	NIGERIA	NGR	3:33.46
7	TURKEY	TUR	3:17.42

## SEMIFINAL 2 OF 3

28 JUL 2017 20:28

2	UNITED STATES	USA	3:18.92
3	COLOMBIA	COL	3:36.00
4	INDIA	IND	3:40.00
5	IRAQ	IRQ	3:36.00
6	CAMEROON	CMR	3:40.00
7	GHANA	GHA	3:10.00
8	POLAND	POL	3:22.00


## SEMIFINAL 3 OF 3

28 JUL 2017 20:36

2	UKRAINE	UKR	3:17.08
3	ZAMBIA	ZAM	3:40.00
4	ALGERIA	ALG	3:37.83
5	KENYA	KEN	3:28.00
6	MALAYSIA	MAS	3:35.50
7	RUSSIAN FEDERATION	RUS	3:18.00

Qualification: First 2 in each heat (Q) and 2 fastest (q) to Final

Deaflympics Records		
3:12.64	RUS SOFIA	03 AUG 2013



## Decathlon - Men

WR	7964	SMITH Dean	1967	AUS	ADELAIDE	10 MAR 1992
DR	7423	SMITH Dean	1967	AUS	CHRISTCHURCH	13 JAN 1989

27 JUL 2017 22:00

2	355	KHILENKO Konstantin	RUS	26 AUG 1995	6100	A
3	371	TSYBIZOV Kirill	RUS	04 JUL 1986	5800	A
4	361	KULIKOV Maxim	RUS	30 MAY 1984	5800	A
5	85	NOSEK Jakub	CZE	30 OCT 1989	6597	A
6	205	NABOKOV Andrey	KAZ	05 JAN 1988	4400	B
7	175	MAEJIMA Hiroyuki	JPN	15 MAY 1988	5096	A
8	94	CANO GARCIA Salvador	ESP	05 MAY 1987	5286	A

Deaflympics Records		
7423	SMITH Dean	1967 AUS CHRISTCHURCH 13 JAN 1989
6951	BEDNAREK Mirosław	FRG LOS ANGELES 15 JUL 1985
6500	DIXON Terrence	USA KOLN 28 JUL 1981
6309	POTOPALSKI Alexandr	URS BUCHAREST 23 JUL 1977



# RESULTS

RANK BIB SURNAME & NAME NOC DATE OF BIRTH LANE R.T. TIME POINTS TOTAL



## 110 Hurdles - Decathlon - Men

Decathlon WR	7964	SMITH Dean	1967	AUS	ADELAIDE	10 MAR 1992
Decathlon DR	7423	SMITH Dean	1967	AUS	CHRISTCHURCH	13 JAN 1989

(Wind: -2.6 m/s)

1	361	KULIKOV Maxim	RUS	30 MAY 1984	4	0.221	<b>15.56</b>	<b>783</b>	4181
2	355	KHILENKO Konstantin	RUS	26 AUG 1995	6	0.204	<b>15.88</b>	<b>746</b>	4094
3	371	TSYBIZOV Kirill	RUS	04 JUL 1986	5	0.257	<b>18.27</b>	<b>499</b>	3377
4	175	MAEJIMA Hiroyuki	JPN	15 MAY 1988	3	0.268	<b>18.61</b>	<b>467</b>	3406
5	205	NABOKOV Andrey	KAZ	05 JAN 1988	2	0.259	<b>22.22</b>	<b>195</b>	2126

Details: Start time:15:00 Temperature:+28°C Humidity:61%

LANE	COMPETITOR	REACTION (SECONDS)	FINISH (METERS)
1			
2	NABOKOV, Andrey		
3	MAEJIMA, Hiroyuki		
4	KULIKOV, Maxim		
5	TSYBIZOV, Kirill		
6	KHILENKO, Konstantin		
7			
8			

As of 28/07/2017 at 15:02

### Legend

DQ = Disqualified  
DNF = Did Not Finish  
R.T. = Reaction

DNS = Did Not Start  
Fn = False Start

Samsun(TUR), 23rd - 29th July 2017

ATM01\_73A 1.0

1



## RESULTS

RANK	BIB	SURNAME & NAME	NOC	ORD	- 1 -	- 2 -	- 3 -	- 4 -	- 5 -	- 6 -	RESULT	POINTS TOTAL
DATE OF BIRTH												



## Discus Throw - Decathlon - Men

Decathlon WR	7964 SMITH Dean	1967	AUS	ADELAIDE	10 MAR 1992
Decathlon DR	7423 SMITH Dean	1967	AUS	CHRISTCHURCH	13 JAN 1989

1	371	TSYBIZOV Kirill	RUS	2	40.18	41.42	X		41.42	693	4070
2	355	KHILENKO Konstantin	RUS	3	30.29	27.71	X		30.29	470	4564
3	205	NABOKOV Andrey	KAZ	4	X	22.51	28.35		28.35	432	2558
4	361	KULIKOV Maxim	RUS	1	27.94	27.87	28.23		28.23	430	4611
5	175	MAEJIMA Hiroyuki	JPN	5	25.85	24.73	24.51		25.85	383	3789

[illegible]

### Details:

Start time:16:10  
Finish Time:16:36

Temperature: +26°C  
Temperature: +26°C

Humidity:69%  
Humidity:69%

**As of 28/07/2017 at 16:36**

### Legend

**DQ** = Disqualified  
**DNF** = Did Not Finish  
**-** = Did Not Attempt  
**ORD** = Order

**DNS** = Did Not Start  
**NM** = No Result  
**X** = Failed

Samsun(TUR), 23rd - 29th July 2017

ATM01 73R 1.0

1





# RESULTS

RANK BIB SURNAME & NAME NOC DATE OF BIRTH RESULT



## Triple Jump - Women - Final

WR	13.63	GIRAT RIVERO Suslaidy	1987	CUB	TORONTO	16 JUL 2012
DR	13.60	GIRAT RIVERO Suslaidy	1987	CUB	SOFIA	2/013

1	80	GIRAT RIVERO Suslaidy	CUB	19 AUG 1987	13.23 w	+4.6
2	16	HRALKO Marharyta	BLR	12 JUL 1987	11.95 w	+2.8
3	333	ALEMSEITOVA Angela	RUS	06 JUN 1990	11.89 w	+5.2
4	351	KARAPETYAN Kristina	RUS	05 FEB 1990	11.72 w	+4.8
5	291	WIERSEMA Lucinde	NED	05 FEB 1998	11.55 w	+5.5
6	202	KHIZHNYAKOVA Olga	KAZ	27 FEB 1994	10.40 w	+5.4

## NOT RANKED

119 LOSALA Asnath GBR 24 AUG 1994 NM

Starting order	1	2	3	4	5	6	7							
Initial	80	351	119	202	291	333	16							
4th and 5th and 6th at.	119	202	291	16	351	333	80							

Details: Start time:17:30 Temperature:+25°C Humidity:64%  
Finish Time:18:15 Temperature:+24°C Humidity:64%

As of 28/07/2017 at 18:38

RANK	BIB	SURNAME & NAME	NOC	ORD	- 1 -	- 2 -	- 3 -	- 4 -	- 5 -	- 6 -	RESULT
1	80	GIRAT RIVERO Suslaidy	CUB	1	13.23	12.59	12.96	X	12.82	12.88	13.23 w
			19 AUG 1987		+4.6	+2.2	+4.1	+3.9	+1.6	+2.8	+4.6
4	351	KARAPETYAN Kristina	RUS	2	11.33	11.72	11.24	11.36	X	X	11.72 w
			05 FEB 1990		+5.9	+4.8	+3.5	+5.6	+4.0	+4.3	+4.8
	119	LOSALA Asnath	GBR	3	X	-	-	-	-	-	NM
			24 AUG 1994		-4.8						
6	202	KHIZHNYAKOVA Olga	KAZ	4	9.87	10.16	10.01	10.25	10.35	10.40	10.40 w
			27 FEB 1994		+2.3	+6.1	+3.7	+3.7	+3.6	+5.4	+5.4
5	291	WIERSEMA Lucinde	NED	5	10.85	11.24	11.39	11.55	11.32	X	11.55 w
			05 FEB 1998		+4.9	+4.3	+3.5	+5.5	+4.4	+4.1	+5.5
3	333	ALEMSEITOVA Angela	RUS	6	11.48	X	11.89	11.85	11.18	X	11.89 w
			06 JUN 1990		+4.2	+2.7	+5.2	+4.3	+3.8	+5.3	+5.2
2	16	HRALKO Marharyta	BLR	7	11.51	11.69	11.70	11.95	11.70	11.56	11.95 w
			12 JUL 1987		+3.2	+1.7	+2.4	+2.8	+3.3	+1.3	+2.8

### Legend

DQ = Disqualified  
DNF = Did Not Finish  
- = Did Not Attempt  
ORD = Order

DNS = Did Not Start  
NM = No Result  
X = Failed

Samsun(TUR), 23rd - 29th July 2017

ATW01\_73R 1.0

1





# RESULTS

RANK BIB SURNAME & NAME NOC DATE OF BIRTH LANE R.T. TIME



## 200 m - Men - Final

WR	21.15	GASKIN JR Wendell	1973	USA	SOFIA	30 JUL 1993
DR	21.15	GASKIN JR Wendell	1973	USA	SOFIA	30 JUL 1993

### FINAL

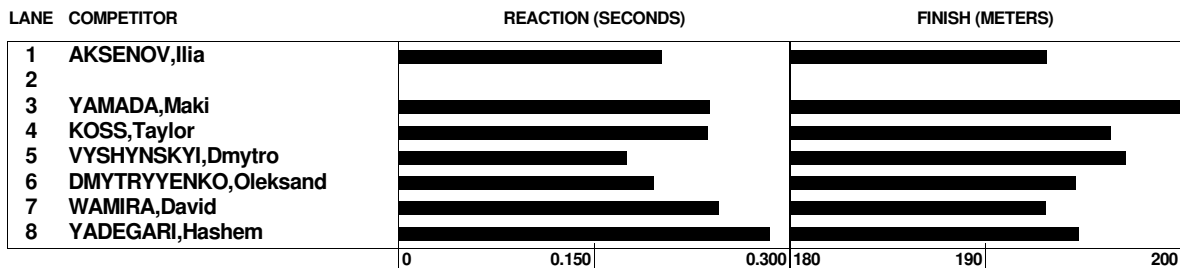
(Wind: -3.1 m/s)

1	196	YAMADA Maki	JPN	07 JUN 1997	3	0.239	<b>22.30</b>
2	424	VYSHYNSKYI Dmytro	UKR	18 JUL 1996	5	0.176	<b>22.62</b>
3	437	KOSS Taylor	USA	10 AUG 1993	4	0.237	<b>22.71</b>
4	164	YADEGARI Hashem	IRI	26 MAY 1992	8	0.285	<b>22.90</b>
5	404	DMYTRYENKO Oleksandr	UKR	10 MAY 1987	6	0.196	<b>22.92</b>
6	332	AKSENOV Ilia	RUS	09 DEC 1990	1	0.202	<b>23.09</b>
7	236	WAMIRA David	KEN	10 APR 1987	7	0.246	<b>23.10</b>

### NOT RANKED

366 OBLOMKOV Victor RUS 29 JUN 1994 2 DQ IAAF 162/7

Details: Start time:18:01 Temperature:+25°C Humidity:73%



As of 28/07/2017 at 18:07

#### Legend

DQ = Disqualified  
DNF = Did Not Finish  
R.T. = Reaction

DNS = Did Not Start  
Fn = False Start

Samsun(TUR), 23rd - 29th July 2017

ATM01\_73A 1.0

1



# RESULTS

RANK BIB SURNAME & NAME NOC DATE OF BIRTH LANE R.T. TIME



## 200 m - Women - Final

WR	24.43	TRNKOVA Margareta	1976	CZE	ROME	30 JUL 2001
DR	24.43	TRNKOVA Margareta	1976	CZE	ROME	30 JUL 2001

### FINAL

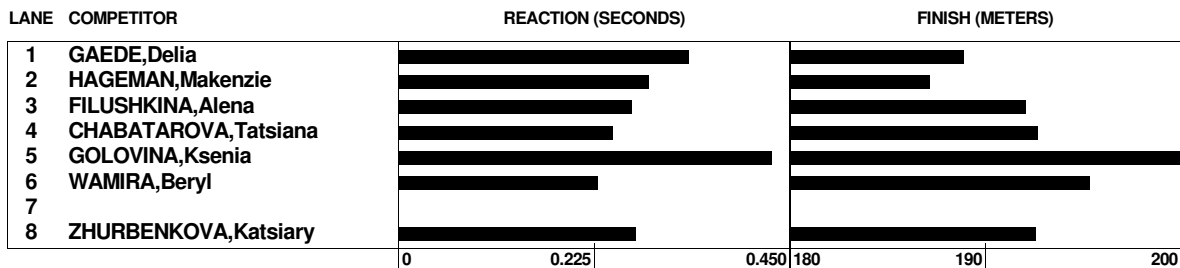
(Wind: -4.1 m/s)

1	347	GOLOVINA Ksenia	RUS	17 MAR 1992	5	0.430	<b>25.96</b>
2	235	WAMIRA Beryl	KEN	20 JUN 1995	6	0.229	<b>26.58</b>
3	12	CHABATAROVA Tatsiana	BLR	17 FEB 1984	4	0.247	<b>26.95</b>
4	27	ZHURBENKOVA Katsiaryna	BLR	05 MAY 1998	8	0.274	<b>26.96</b>
5	345	FILUSHKINA Alena	RUS	05 DEC 1996	3	0.268	<b>27.03</b>
6	127	GAEDE Delia	GER	13 AUG 1999	1	0.334	<b>27.49</b>
7	433	HAGEMAN Makenzie	USA	17 AUG 1993	2	0.288	<b>27.74</b>

### NOT RANKED

289 DEN EXTER Elaine NED 23 MAR 1997 7 DNF

Details: Start time:18:19 Temperature:+25°C Humidity:73%



As of 28/07/2017 at 18:22

#### Legend

DQ = Disqualified  
DNF = Did Not Finish  
R.T. = Reaction

DNS = Did Not Start  
Fn = False Start

Samsun(TUR), 23rd - 29th July 2017

ATW01\_73A 1.0

1



# RESULTS

**REVISED**

RANK BIB SURNAME & NAME NOC DATE OF BIRTH LANE R.T. TIME



## 800 m - Men - Final

WR	1:49.70 MBOND Leo	1956	USA	BUCHAREST	21 JUL 1977
DR	1:49.70 MBOND Leo	1954	USA	BUCHAREST	21 JUL 1977

### FINAL

1	13	CHARNIAK Aliaksandr	BLR	23 NOV 1990	8	1:53.81
2	243	LEE Mooyong	KOR	20 SEP 1989	5	1:54.54
3	100	MARTINEZ MORGJA Jaime	ESP	23 JAN 1995	3	1:54.58
4	216	KOECH John	KEN	29 AUG 1986	2	1:55.14
5	125	BLEY Alexander	GER	24 DEC 1990	6	1:56.45
6	234	WAMBUI Kelvin	KEN	31 DEC 1994	1	1:56.75
8	319	KULPA Michal	POL	11 JUN 1987	4	1:58.79

### NOT RANKED

176	MORIMITSU Yuya	JPN	21 JUL 1995	7	DQ	IAAF 163.3/b
-----	----------------	-----	-------------	---	----	--------------

#### Intermediate point leaders (Bib and Time):

400 m : 234 58:12.00

Details: Start time:18:38 Temperature:+25°C Humidity:73%

LANE	COMPETITOR	REACTION (SECONDS)	FINISH (METERS)
1	WAMBUI,Kelvin		
2	KOECH,John		
3	MARTINEZ MORGJA,Jaime		
4	KULPA,Michal		
5	LEE,Mooyong		
6	BLEY,Alexander		
7			
8	CHARNIAK,Aliaksandr		

As of 28/07/2017 at 18:43

#### Legend

DQ = Disqualified  
DNF = Did Not Finish  
R.T. = Reaction  
DNS = Did Not Start  
Fn = False Start

Samsun(TUR), 23rd - 29th July 2017

ATM01\_73A 1.0

1



## RESULTS

RANK	BIB	SURNAME & NAME	NOC	ORD	2.30	2.40	2.50	2.60	2.70	2.80	2.90	3.00	3.10	3.20	RESULT	POINTS	TOTAL
				DATE OF BIRTH	3.30	3.40	3.50	3.60	3.70	3.80	3.90	4.00	4.10	4.20			
					4.30	4.40	4.50	4.60	3.50	3.55	3.60	3.65	3.70	3.75			
					3.80	3.85	3.90	3.95	4.00	4.05							



### Pole Vault - Decathlon - Men

Decathlon WR	7964	SMITH Dean	1967	AUS	ADELAIDE	10 MAR 1992
Decathlon DR	7423	SMITH Dean	1967	AUS	CHRISTCHURCH	13 JAN 1989

1	361	KULIKOV Maxim	RUS	1	-	-	-	XO	-	O	O	O	XXX	-	4.00	617	5228
2	355	KHILENKO Konstantin	RUS	4	-	-	XXO	-	-	O	-	O	-	XXX	3.90	590	5154
3	371	TSYBIZOV Kirill	RUS	5	-	-	O	-	-	XXX	-	X-	-	O	3.60	509	4579
4	175	MAEJIMA Hiroyuki	JPN	2	-	-	-	O	-	XXO	-	O	-	XXX	3.00	357	4146
5	205	NABOKOV Andrey	KAZ	3	XO	O	-	XO	O	XXX					2.70	286	2844
					05 JAN 1988												

#### Details:

Start time:17:40  
Finish Time:19:03

Temperature:+27°C  
Temperature:+25°C

Humidity:65%  
Humidity:69%

As of 28/07/2017 at 19:04

#### Legend

DQ = Disqualified  
DNF = Did Not Finish  
X = Failed  
- = Did Not Attempt

DNS = Did Not Start  
NM = No Result  
O = Cleared  
ORD = Order

Samsun(TUR), 23rd - 29th July 2017

ATM01\_73M 1.0

1

# RESULTS



RANK BIB SURNAME & NAME NOC DATE OF BIRTH LANE R.T. TIME



## 800 m - Women - Final

WR	2:07.05	MWINDBRAKE Rita	1945	FRG	BONN	03 JUL 1997
DR	2:10.50	WINDBRAKE Rita	1945	FRG	KOLN	27 JUL 1981

### FINAL

1	331	ABUBIAKIROVA Iuliia	RUS	27 AUG 1996	6	2:13.72
2	370	SOLODOVA Diana	RUS	26 MAY 1997	3	2:15.09
3	360	KUDRIAVTSEVA Ekaterina	RUS	01 JUL 1986	4	2:15.26
4	19	KOZICH Halina	BLR	26 MAY 1990	7	2:15.81
5	413	LANDINA Viktoriia	UKR	27 AUG 1991	8	2:21.35
6	181	OKADA Mio	JPN	12 AUG 1997	2	2:22.35
7	149	MIHALY Reka	HUN	30 JAN 1996	1	2:27.18

### NOT RANKED

25	TSIARENTSYEVA Alena	BLR	24 APR 1982	5	DNF
----	---------------------	-----	-------------	---	-----

#### Intermediate point leaders (Bib and Time):

400 m : 331 1:08.53

Details: Start time:19:01 Temperature:+25°C Humidity:73%

LANE	COMPETITOR	REACTION (SECONDS)	FINISH (METERS)
1	MIHALY, Reka		
2	OKADA, Mio		
3	SOLODOVA, Diana		
4	KUDRIAVTSEVA, Ekateri		
5			
6	ABUBIAKIROVA, Iuliia		
7	KOZICH, Halina		
8	LANDINA, Viktoriia		

As of 28/07/2017 at 19:05

#### Legend

DQ = Disqualified  
DNF = Did Not Finish  
R.T. = Reaction

DNS = Did Not Start  
Fn = False Start


Samsun(TUR), 23rd - 29th July 2017

ATW01\_73A 1.0



# RESULTS

RANK BIB SURNAME & NAME NOC ORD - 1 - - 2 - - 3 - - 4 - - 5 - - 6 - RESULT POINTS TOTAL  
DATE OF BIRTH



## Javelin Throw - Decathlon - Men

Decathlon WR	7964	SMITH Dean	1967	AUS	ADELAIDE	10 MAR 1992
Decathlon DR	7423	SMITH Dean	1967	AUS	CHRISTCHURCH	13 JAN 1989

1	371	TSYBIZOV Kirill	RUS	3	54.87	54.88	58.69	<b>58.69</b>	<b>718</b>	5297
			04 JUL 1986							
2	361	KULIKOV Maxim	RUS	5	35.04	41.97	45.89	<b>45.89</b>	<b>528</b>	5756
			30 MAY 1984							
3	205	NABOKOV Andrey	KAZ	4	41.10	44.47	39.32	<b>44.47</b>	<b>507</b>	3351
			05 JAN 1988							
4	355	KHILENKO Konstantin	RUS	2	40.77	44.16	41.04	<b>44.16</b>	<b>503</b>	5657
			26 AUG 1995							
5	175	MAEJIMA Hiroyuki	JPN	1	37.09	40.88	40.38	<b>40.88</b>	<b>455</b>	4601
			15 MAY 1988							

Starting order	1	2	3	4	5										
	175	355	371	205	361										

### Details:

Start time:19:40  
Finish Time:19:59

Temperature:+25°C  
Temperature:+25°C

Humidity:57%  
Humidity:57%

As of 28/07/2017 at 20:00

### Legend

DQ = Disqualified  
DNF = Did Not Finish  
- = Did Not Attempt  
ORD = Order

DNS = Did Not Start  
NM = No Result  
X = Failed

Samsun(TUR), 23rd - 29th July 2017

ATM01\_73R 1.0

1



RANK BIB TEAM NOC DATE OF BIRTH LANE R.T. TIME



### 4 x 100 Relay - Men - Semifinal

WR	41.10 UNITED STATES	USA	BUCHAREST	24 JUL 1977
DR	41.10 UNITED STATES	USA	BUCHAREST	24 JUL 1977

#### SEMIFINAL 1 OF 3

1	<b>CHINA</b>	CHN		5	0.165	<b>42.89</b>	Q
44	MA Ruichao		30 APR 1994				
36	GAO Qingquan		19 AUG 1992				
50	XU Zhenqing		20 FEB 1989				
42	LI Bin		11 JUL 1990				
2	<b>UNITED STATES</b>	USA		3	0.240	<b>43.03</b>	Q
439	PERRY Brady		23 NOV 1999				
430	FURLOUGH Delvin		27 AUG 1989				
437	KOSS Taylor		10 AUG 1993				
428	ESPER Dewayne		08 JAN 1995				
3	<b>BELARUS</b>	BLR		2	0.234	<b>43.35</b>	q
26	ZAPOISKIKH Siarhei		13 SEP 1999				
23	RAHULIA Uladzislau		24 APR 1998				
21	LAHADZIUK Artsiom		11 OCT 1994				
14	DIHALEVICH Daniil		18 APR 1997				
4	<b>KENYA</b>	KEN		8	0.220	<b>44.45</b>	q
230	ONYANGO David						
211	KALEBU Walter Malenje		13 MAR 2000				
236	WAMIRA David		10 APR 1987				
231	SIMIYU Paul		26 MAR 1994				

#### NOT RANKED

	<b>COLOMBIA</b>	COL		7		<b>DNS</b>
	<b>KUWAIT</b>	KUW		4		<b>DNS</b>
	<b>ECUADOR</b>	ECU		6		<b>DNF</b>
93	TASINCHANA MAIGUA Jonath		02 FEB 1993			
90	DE LA ROSA Carlos		15 AUG 1995			
91	ESPINOZA Jerson		14 APR 1998			
92	ROSALES Hilton		17 APR 1999			

Qualification: First 2 in each heat (Q) and 2 fastest (q) to Final

Details: Start time:19:29 Temperature:+25°C Humidity:69%

#### Legend

DQ = Disqualified  
DNF = Did Not Finish  
R.T. = Reaction

DNS = Did Not Start  
Fn = False Start



LANE	COMPETITOR	REACTION (SECONDS)	FINISH (METERS)
1			
2	BELARUS		
3	UNITED STATES		
4			
5	CHINA		
6			
7			
8	KENYA		
		0 0.150 0.300 380 390 400	

As of 28/07/2017 at 19:31

## SEMIFINAL 2 OF 3

1	<b>UKRAINE</b>	UKR	7	0.286	<b>43.02</b>	Q
415	PENDRAK Maksym	01 NOV 1990				
424	VYSHYNSKYI Dmytro	18 JUL 1996				
403	DANYLCHENKO Volodymyr	12 OCT 1992				
418	RUDENKO Dmytro	12 JUN 1990				
2	<b>POLAND</b>	POL	5	0.172	<b>43.29</b>	Q
325	STEMPURSKI Daniel	18 JAN 1997				
318	KOTOWSKI Grzegorz	08 DEC 1987				
317	JANDA Bartłomiej	01 FEB 1993				
315	CYGLER Robert	08 MAR 1991				
3	<b>MALAYSIA</b>	MAS	3	0.217	<b>45.32</b>	
274	JAMPERIDIN Muhammad	27 JUN 2000				
271	AZMAN Muhammad	28 JAN 1996				
273	ISMAIL Muhammed	31 MAY 1996				
276	MOHD REFIN Muhammad	27 JAN 1996				

## NOT RANKED

	<b>NIGERIA</b>	NGR	4		<b>DNS</b>	
	<b>RUSSIAN FEDERATION</b>	RUS	2		<b>DNF</b>	
336	BELIAKOV Aleksandr	08 JUN 1994				
366	OBLOMKOV Victor	29 JUN 1994				
358	KNYAZEV Vladislav	20 FEB 1987				
332	AKSENOV Iliia	09 DEC 1990				
	<b>ALGERIA</b>	ALG	8		<b>DQ</b>	IAAF 170/7
5	NACEUR Mohamed	11 OCT 1989				
7	ZEGHBIB Abdelwahid	20 DEC 1993				
6	YETTOU Mohamed	26 NOV 1992				
4	HAMOUDI Walid	21 JAN 1996				
	<b>LIBYA</b>	LBA	6		<b>DQ</b>	IAAF 162/7
264	DHU Mohammed	15 JUL 1999				
262	ALQIDDAR Omer	18 MAR 1996				
259	ABURZIZA Salih	16 FEB 2001				
261	AHMED Ali	01 JAN 2000				

Qualification: First 2 in each heat (Q) and 2 fastest (q) to Final

Details:

Start time:19:41

Temperature:+25°C

Humidity:69%

### Legend

DQ = Disqualified  
DNF = Did Not Finish  
R.T. = Reaction

DNS = Did Not Start  
Fn = False Start

Samsun(TUR), 23rd - 29th July 2017

ATM01\_73E 1.0

2



LANE	COMPETITOR	REACTION (SECONDS)	FINISH (METERS)
1			
2			
3	MALAYSIA		
4			
5	POLAND		
6			
7	UKRAINE		
8			
		0 0.150 0.300 380	390 400

As of 28/07/2017 at 19:44

### SEMIFINAL 3 OF 3

1	<b>JAPAN</b>	JPN	8	0.201	<b>43.97</b>	Q
183	SAEGUSA Hiroki	01 JAN 1990				
178	NAKAMURA Kaichi	01 JAN 1996				
189	SHITARA Akihisa	01 JAN 1994				
184	SASAKI Takuma	30 NOV 1993				
2	<b>INDIA</b>	IND	7	0.212	<b>45.47</b>	Q
156	MAHATA Srikrishna	13 JUL 1994				
155	KURIAKOSE Jijo	21 JUN 1989				
158	RAMACHANDRAN Yadukrishna	30 DEC 1995				
157	PALLATHU SUBHASH Ajeesh	04 AUG 1994				
3	<b>VENEZUELA</b>	VEN	5	0.208	<b>45.66</b>	
447	CEDENO ALVAREZ Anthony	13 SEP 1988				
451	GUILLLEN GUAINA Orlando	19 APR 1998				
448	COLMENAREZ GIL Wilmer	01 JAN 1994				
452	SUTIL Jose	20 FEB 1994				
5	<b>KAZAKHSTAN</b>	KAZ	1	0.217	<b>48.01</b>	
200	ABAKANOV Rustem	29 JUL 1985				
207	ZAGRUTDINOV Farid	16 OCT 1989				
201	KASSENOV Bakhtiyar	21 MAY 1984				
204	LAKTIONOV Dmitriy	17 SEP 1998				

### NOT RANKED

	<b>GHANA</b>	GHA	3	<b>DNS</b>	
	<b>COTE D'IVOIRE</b>	CIV	6	<b>DNS</b>	
	<b>CAMEROON</b>	CMR	2	<b>DNS</b>	
	<b>IRAQ</b>	IRQ	4	<b>DQ</b>	IAAF 170/7
167	AL-AZZAWI Basim	10 AUG 1990			
165	AL GBURI Hasan	10 JAN 1998			
168	YAHYA Ahmed	11 MAY 1990			
166	AL SAEDI Zaid	02 SEP 1995			

Qualification: First 2 in each heat (Q) and 2 fastest (q) to Final

Details:

Start time:19:51

Temperature:+25°C

Humidity:69%

#### Legend

DQ = Disqualified  
DNF = Did Not Finish  
R.T. = Reaction

DNS = Did Not Start  
Fn = False Start

Samsun(TUR), 23rd - 29th July 2017

ATM01\_73E 1.0

3



LANE	COMPETITOR	REACTION (SECONDS)	FINISH (METERS)
1	KAZAKHSTAN		
2			
3			
4			
5	VENEZUELA		
6			
7	INDIA		
8	JAPAN		

As of 28/07/2017 at 19:56

#### Legend

**DQ** = Disqualified  
**DNF** = Did Not Finish  
**R.T.** = Reaction

**DNS** = Did Not Start  
**Fn** = False Start

Samsun(TUR), 23rd - 29th July 2017

ATM01\_73E 1.0





# SUMMARY

RANK BIB TEAM NOC YOB HEAT LANE RANK TIME



## 4 x 100 Relay - Men - Semifinal

WR DR	41.10 UNITED STATES 41.10 UNITED STATES	USA USA	BUCHAREST BUCHAREST	24 JUL 1977 24 JUL 1977
1	<b>CHINA</b> MA Ruichao GAO Qingquan XU Zhenqing LI Bin	CHN 1994 CHN 1992 CHN 1989 CHN 1990	1 5 1	<b>42.89</b> Q
2	<b>UKRAINE</b> PENDRAK Maksym VYSHYNSKYI Dmytro DANYLCHENKO Volodymyr RUDENKO Dmytro	UKR 1990 UKR 1996 UKR 1992 UKR 1990	2 7 1	<b>43.02</b> Q
3	<b>UNITED STATES</b> PERRY Brady FURLOUGH Delvin KOSS Taylor ESPER Dewayne	USA 1999 USA 1989 USA 1993 USA 1995	1 3 2	<b>43.03</b> Q
4	<b>POLAND</b> STEMPURSKI Daniel KOTOWSKI Grzegorz JANDA Bartłomiej CYGLER Robert	POL 1997 POL 1987 POL 1993 POL 1991	2 5 2	<b>43.29</b> Q
5	<b>BELARUS</b> ZAPOISKIKH Siarhei RAHULIA Uladzislau LAHADZIUK Artsiom DIHALEVICH Daniil	BLR 1999 BLR 1998 BLR 1994 BLR 1997	1 2 3	<b>43.35</b> q
6	<b>JAPAN</b> SAEGUSA Hiroki NAKAMURA Kaichi SHITARA Akihisa SASAKI Takuma	JPN 1990 JPN 1996 JPN 1994 JPN 1993	3 8 1	<b>43.97</b> Q
7	<b>KENYA</b> ONYANGO David KALEBU Walter Malenje WAMIRA David SIMIYU Paul	KEN 2000 KEN 1987 KEN 1994	1 8 4	<b>44.45</b> q
8	<b>MALAYSIA</b> JAMPERIDIN Muhammad AZMAN Muhammad ISMAIL Muhammed MOHD REFIN Muhammad	MAS 1996 MAS 1996 MAS 1996	2 3 3	<b>45.32</b>
9	<b>INDIA</b> MAHATA Srikrishna KURIAKOSE Jijo RAMACHANDRAN Yadukrishna PALLATHU SUBHASH Ajeesh	IND 1994 IND 1989 IND 1995 IND 1994	3 7 2	<b>45.47</b> Q
10	<b>VENEZUELA</b> CEDENO ALVAREZ Anthony GUILLEN GUAINA Orlando COLMENAREZ GIL Wilmer SUTIL Jose	VEN 1988 VEN 1998 VEN 1994 VEN 1994	3 5 3	<b>45.66</b>

### Legend

DQ = Disqualified  
DNF = Did Not Finish  
R.T. = Reaction

DNS = Did Not Start  
Fn = False Start

Samsun(TUR), 23rd - 29th July 2017

ATM00\_74A 1.0

1

RANK	BIB	TEAM	NOC	YOB	HEAT	LANE	RANK	TIME
11		<b>KAZAKHSTAN</b>	KAZ		3	1	5	<b>48.01</b>
		ABAKANOV Rustem	KAZ	1985				
		ZAGRUTDINOV Farid	KAZ	1989				
		KASSEN OV Bakhtiyar	KAZ	1984				
		LAKTIONOV Dmitriy	KAZ	1998				

## NOT RANKED

<b>GHANA</b>	GH		3	3		<b>DNS</b>
<b>COTE D'IVOIRE</b>	CIV		3	6		<b>DNS</b>
<b>NIGERIA</b>	NGR		2	4		<b>DNS</b>
<b>COLOMBIA</b>	COL		1	7		<b>DNS</b>
<b>CAMEROON</b>	CMR		3	2		<b>DNS</b>
<b>KUWAIT</b>	KUW		1	4		<b>DNS</b>
<b>RUSSIAN FEDERATION</b>	RUS		2	2		<b>DNF</b>
BELIAKOV Aleksandr	RUS	1994				
OBLONKOV Victor	RUS	1994				
KNYAZEV Vladislav	RUS	1987				
AKSENOV Ilia	RUS	1990				
<b>ECUADOR</b>	ECU		1	6		<b>DNF</b>
TASINCHANA MAIGUA Jonath	ECU	1993				
DE LA ROSA Carlos	ECU	1995				
ESPINOZA Jerson	ECU	1998				
ROSALES Hilton	ECU	1999				
<b>IRAQ</b>	IRQ		3	4	4	<b>DQ</b> IAAF 170/7
AL-AZZAWI Basim	IRQ	1990				
AL GBURI Hasan	IRQ	1998				
YAHYA Ahmed	IRQ	1990				
AL SAEDI Zaid	IRQ	1995				
<b>ALGERIA</b>	ALG		2	8	4	<b>DQ</b> IAAF 170/7
NACEUR Mohamed	ALG	1989				
ZEGHBIB Abdelwahid	ALG	1993				
YETTOU Mohamed	ALG	1992				
HAMOUDI Walid	ALG	1996				
<b>LIBYA</b>	LBA		2	6		<b>DQ</b> IAAF 162/7
DHU Mohammed	LBA	1999				
ALQIDDAR Omer	LBA	1996				
ABURZIZA Salih	LBA	2001				
AHMED Ali	LBA	2000				

**Qualification: First 2 in each heat (Q) and 2 fastest (q) to Final**

### Legend

**DQ** = Disqualified  
**DNF** = Did Not Finish  
**R.T.** = Reaction

**DNS** = Did Not Start  
**Fn** = False Start

Samsun(TUR), 23rd - 29th July 2017

ATM00\_74A 1.0





RANK BIB TEAM NOC DATE OF BIRTH LANE R.T. TIME



### 4 x 100 Relay - Women - Semifinal

WR	47.21	RUSSIAN FEDERATION	RUS	STARAZAGORA	02 JUL 2016
DR	47.37	BELARUS	BLR	SOFIA	3/013

#### SEMIFINAL 1 OF 2

1	<b>UKRAINE</b>	UKR		3	0.219	<b>49.45</b>	Q
408	KOCHMARYK Viktoriia		23 AUG 1989				
419	SHAPOVAL Yuliia		28 APR 1988				
411	KUPRYCH Solomiia		10 JAN 1990				
407	IEZLOVETSKA Natalia		21 NOV 1983				
2	<b>BELARUS</b>	BLR		5	0.262	<b>50.20</b>	Q
16	HRALKO Marharyta		12 JUL 1987				
27	ZHURBENKOVA Katsiaryna		05 MAY 1998				
15	HANCHAROVA Yana		09 FEB 1988				
24	SADAVAYA Darya		31 MAR 1997				
4	<b>KENYA</b>	KEN		4	0.252	<b>51.66</b>	q
237	WAMIRA Rael		16 JUN 1997				
232	WAFULA Ruth		21 APR 1999				
209	ATIENO Alice		01 JAN 1992				
235	WAMIRA Beryl		20 JUN 1995				

#### NOT RANKED

	<b>NIGERIA</b>	NGR		2	<b>DNS</b>
	<b>CHINA</b>	CHN		6	<b>DQ</b> IAAF 170/7
39	HE Meihong		01 MAY 1995		
38	GUO Yanlan		05 AUG 1995		
34	DONG Lingyun		01 FEB 1994		
33	CHEN Yan		19 FEB 1997		

Qualification: First 3 in each heat (Q) and 2 fastest (q) to Final

Details: Start time:20:01 Temperature:+24°C Humidity:73%

LANE	COMPETITOR	REACTION (SECONDS)	FINISH (METERS)
1			
2			
3	<b>UKRAINE</b>		
4	<b>KENYA</b>		
5	<b>BELARUS</b>		
6			
7			
8			

As of 28/07/2017 at 20:02

#### Legend

DQ = Disqualified  
DNF = Did Not Finish  
R.T. = Reaction

DNS = Did Not Start  
Fn = False Start

Samsun(TUR), 23rd - 29th July 2017

ATW01\_73E 1.0

1

RANK	BIB	TEAM	NOC	DATE OF BIRTH	LANE	R.T.	TIME
<b>SEMIFINAL 2 OF 2</b>							
1		<b>RUSSIAN FEDERATION</b>	RUS		3	0.244	<b>48.85</b> Q
	345	FILUSHKINA Alena		05 DEC 1996			
	357	KLIMOVA Oxana		12 JUN 1990			
	349	GRISHINA Marina		24 OCT 1988			
	354	KHALADZHAN Asya		12 JUN 1992			
2		<b>UNITED STATES</b>	USA		6	0.226	<b>49.67</b> Q
	433	HAGEMAN Makenzie		17 AUG 1993			
	445	VANDERMEULEN Janna		08 MAY 1990			
	438	MCKITTY Shellane		17 APR 1993			
	441	SCOTT Jaida		06 APR 2000			
3		<b>ESTONIA</b>	EST		5	0.228	<b>51.74</b> Q
	105	OZERSKA Melisa		02 NOV 1998			
	106	SAEM Cathy		14 DEC 1993			
	103	LANDAR Marja-Liisa		19 JUL 1990			
	104	OLENKO Kairit		21 DEC 1985			
4		<b>GERMANY</b>	GER		4	0.192	<b>52.19</b> q
	126	BRUTSCHER Nadine		15 JUL 1994			
	127	GAEDE Delia		13 AUG 1999			
	131	SCHNEID Georgina		09 OCT 1990			
	129	MERKER Felicitas		06 MAR 1992			

## NOT RANKED

**GHANA**

**GHA**

**2**

**DNS**

**Qualification: First 3 in each heat (Q) and 2 fastest (q) to Final**

**Details:**

Start time:20:09

Temperature:+24°C

Humidity:73%

LANE	COMPETITOR	REACTION (SECONDS)	FINISH (METERS)
1			
2			
3	<b>RUSSIAN FEDERATION</b>		
4	<b>GERMANY</b>		
5	<b>ESTONIA</b>		
6	<b>UNITED STATES</b>		
7			
8			

**As of 28/07/2017 at 20:10**

### Legend

**DQ** = Disqualified  
**DNF** = Did Not Finish  
**R.T.** = Reaction

**DNS** = Did Not Start  
**Fn** = False Start

Samsun(TUR), 23rd - 29th July 2017

ATW01\_73E 1.0





SUMMARY



RANK BIB TEAM NOC YOB HEAT LANE RANK TIME



4 x 100 Relay - Women - Semifinal

WR DR	47.21 RUSSIAN FEDERATION 47.37 BELARUS	RUS BLR	STARAZAGORA SOFIA	02 JUL 2016 3/013
1	<b>RUSSIAN FEDERATION</b> FILUSHKINA Alena KLIMOVA Oxana GRISHINA Marina KHALADZHAN Asya	RUS RUS 1996 RUS 1990 RUS 1988 RUS 1992	2 3 1	<b>48.85</b> Q
2	<b>UKRAINE</b> KOCHMARYK Viktoriia SHAPOVAL Yuliia KUPRYCH Solomiia IEZLOVETSKA Natalia	UKR UKR 1989 UKR 1988 UKR 1990 UKR 1983	1 3 1	<b>49.45</b> Q
3	<b>UNITED STATES</b> HAGEMAN Makenzie VANDERMEULEN Janna MCKITTY Shellane SCOTT Jaida	USA USA 1993 USA 1990 USA 1993 USA	2 6 2	<b>49.67</b> Q
4	<b>BELARUS</b> HRALKO Marharyta ZHURBENKOVA Katsiaryna HANCHAROVA Yana SADAVAYA Darya	BLR BLR 1987 BLR 1998 BLR 1988 BLR 1997	1 5 2	<b>50.20</b> Q
5	<b>KENYA</b> WAMIRA Rael WAFULA Ruth ATIENO Alice WAMIRA Beryl	KEN KEN 1997 KEN 1999 KEN 1992 KEN 1995	1 4 4	<b>51.66</b> q
6	<b>ESTONIA</b> OZERSKA Melisa SAEM Cathy LANDAR Marja-Liisa OLENKO Kairit	EST EST 1998 EST 1993 EST 1990 EST 1985	2 5 3	<b>51.74</b> Q
7	<b>GERMANY</b> BRUTSCHER Nadine GAEDE Delia SCHNEID Georgina MERKER Felicitas	GER GER 1994 GER 1999 GER 1990 GER 1992	2 4 4	<b>52.19</b> q

NOT RANKED

<b>NIGERIA</b>	NGR	1 2	<b>DNS</b>
<b>GHANA</b>	GHA	2 2	<b>DNS</b>
<b>CHINA</b>	CHN	1 6 3	<b>DQ</b> IAAF 170/7
HE Meihong	CHN 1995		
GUO Yanlan	CHN 1995		
DONG Lingyun	CHN 1994		
CHEN Yan	CHN 1997		

Qualification: First 3 in each heat (Q) and 2 fastest (q) to Final

Legend	
DQ = Disqualified	DNS = Did Not Start
DNF = Did Not Finish	Fn = False Start
R.T. = Reaction	

Samsun(TUR), 23rd - 29th July 2017

ATW00\_74A 1.0



# RESULTS

RANK BIB TEAM NOC DATE OF BIRTH LANE R.T. TIME



## 4 x 400 Relay - Men - Semifinal

WR	3:12.64	RUSSIAN FEDERATION	RUS	SOFIA	03 AUG 2013
DR	3:12.64	RUSSIAN FEDERATION	RUS	SOFIA	03 AUG 2013

### SEMIFINAL 1 OF 3

1	<b>TURKEY</b>	TUR		7	0.315	<b>3:21.75</b>	Q
393	CETINKAYA Sukru		28 SEP 1993				
388	BAYDAS Hasan		10 APR 1994				
389	BAYDAS Huseyin		10 APR 1994				
399	SUZEN Yasin		10 FEB 1994				
2	<b>CHINA</b>	CHN		3	0.176	<b>3:21.90</b>	Q
44	MA Ruichao		30 APR 1994				
55	ZHU Jiazhou		05 JUN 1992				
36	GAO Qingquan		19 AUG 1992				
48	WANG Yingzhe		14 MAY 1992				
3	<b>JAPAN</b>	JPN		2	0.361	<b>3:24.57</b>	q
172	IKEDA Masaki		01 JAN 1997				
180	OKABE Yusuke		01 JAN 1987				
176	MORIMITSU Yuya		21 JUL 1995				
182	OSANAI Satoshi		21 JUL 1990				
4	<b>VENEZUELA</b>	VEN		5	0.440	<b>3:42.59</b>	
448	COLMENAREZ GIL Wilmer		01 JAN 1994				
452	SUTIL Jose		20 FEB 1994				
447	CEDENO ALVAREZ Anthony		13 SEP 1988				
451	GUILLEN GUAINA Orlando		19 APR 1998				
5	<b>KAZAKHSTAN</b>	KAZ		4	0.245	<b>3:50.50</b>	
200	ABAKANOV Rustem		29 JUL 1985				
207	ZAGRUTDINOV Farid		16 OCT 1989				
201	KASSENOV Bakhtiyar		21 MAY 1984				
204	LAKTIONOV Dmitriy		17 SEP 1998				

### NOT RANKED

<b>NIGERIA</b>	NGR	6	<b>DNS</b>
----------------	-----	---	------------

Qualification: First 2 in each heat (Q) and 2 fastest (q) to Final

Details: Start time:20:21 Temperature:+24°C Humidity:73%

#### Legend

DQ = Disqualified  
DNF = Did Not Finish  
R.T. = Reaction

DNS = Did Not Start  
Fn = False Start  
MED = Medical Report

Samsun(TUR), 23rd - 29th July 2017

ATM03\_73E 1.0

1

LANE	COMPETITOR	REACTION (SECONDS)	FINISH (METERS)
1			
2	JAPAN		
3	CHINA		
4	KAZAKHSTAN		
5	VENEZUELA		
6			
7	TURKEY		
8			

As of 28/07/2017 at 20:31

## SEMIFINAL 2 OF 3

1	<b>UNITED STATES</b>	USA	2	0.270	<b>3:26.24</b>	Q
437	KOSS Taylor	10 AUG 1993				
442	SINGLETON Michael	17 SEP 1999				
439	PERRY Brady	23 NOV 1999				
430	FURLOUGH Delvin	27 AUG 1989				
2	<b>POLAND</b>	POL	8	0.456	<b>3:27.90</b>	Q
318	KOTOWSKI Grzegorz	08 DEC 1987				
317	JANDA Bartłomiej	01 FEB 1993				
319	KULPA Michal	11 JUN 1987				
321	MIADZEL Lukasz	12 AUG 1986				
3	<b>IRAQ</b>	IRQ	5	0.270	<b>3:38.29</b>	
167	AL-AZZAWI Basim	10 AUG 1990				
166	AL SAEDI Zaid	02 SEP 1995				
165	AL GBURI Hasan	10 JAN 1998				
168	YAHYA Ahmed	11 MAY 1990				

## NOT RANKED

	<b>GHANA</b>	GHA	7	<b>DNS</b>
	<b>COLOMBIA</b>	COL	3	<b>MED</b>
	<b>CAMEROON</b>	CMR	6	<b>DNS</b>
	<b>INDIA</b>	IND	4	<b>DQ</b> IAAF 162/7
155	KURIAKOSE Jijo	21 JUN 1989		
156	MAHATA Srikrishna	13 JUL 1994		
158	RAMACHANDRAN Yadukrishna	30 DEC 1995		
157	PALLATHU SUBHASH Ajeesh	04 AUG 1994		

Qualification: First 2 in each heat (Q) and 2 fastest (q) to Final

Details:

Start time:20:39

Temperature:+24°C

Humidity:73%

LANE	COMPETITOR	REACTION (SECONDS)	FINISH (METERS)
1			
2	<b>UNITED STATES</b>		
3			
4			
5	<b>IRAQ</b>		
6			
7			
8	<b>POLAND</b>		

As of 28/07/2017 at 20:44

## Legend

DQ = Disqualified  
DNF = Did Not Finish  
R.T. = Reaction

DNS = Did Not Start  
Fn = False Start  
MED = Medical Report

Samsun(TUR), 23rd - 29th July 2017

ATM03\_73E 1.0

2



RANK	BIB	TEAM	NOC	DATE OF BIRTH	LANE	R.T.	TIME
<b>SEMIFINAL 3 OF 3</b>							
1		<b>UKRAINE</b>	UKR		2	0.236	<b>3:22.34</b> Q
	410	KULYK Mykola		24 MAY 1981			
	409	KOMPANIETS Serhii		17 MAY 1996			
	405	DRACH Sergii		02 APR 1988			
	418	RUDENKO Dmytro		12 JUN 1990			
2		<b>RUSSIAN FEDERATION</b>	RUS		7	0.258	<b>3:22.75</b> Q
	330	ABDRAKHMANOV Artur		16 MAY 1986			
	348	GREBENSCHIKOV Konstanti		02 JAN 1990			
	372	TYSHENKO Alan		16 MAR 1989			
	334	ANDREEV Andrey		06 OCT 1986			
3		<b>KENYA</b>	KEN		5	0.257	<b>3:30.65</b> q
	470	ADONIA Benson		07 JUL 1992			
	224	MWANTHI Saulo		23 SEP 1991			
	219	MBVUI Boniface		01 JAN 1989			
	221	MUGO Kelvin		13 NOV 1994			
4		<b>MALAYSIA</b>	MAS		6	0.337	<b>3:31.73</b>
	271	AZMAN Muhammad		28 JAN 1996			
	269	ABD RAHIM Danish		02 JAN 1996			
	277	MUHAMAD Nur		27 OCT 1999			
	275	KAMARZAMAN Muhamad		12 JUN 1995			
5		<b>ALGERIA</b>	ALG		4	0.570	<b>3:36.30</b>
	5	NACEUR Mohamed		11 OCT 1989			
	7	ZEGHBIB Abdelwahid		20 DEC 1993			
	6	YETTOU Mohamed		26 NOV 1992			
	4	HAMOUDI Walid		21 JAN 1996			

## NOT RANKED

**ZAMBIA**

**ZAM**

**3**

**DNS**

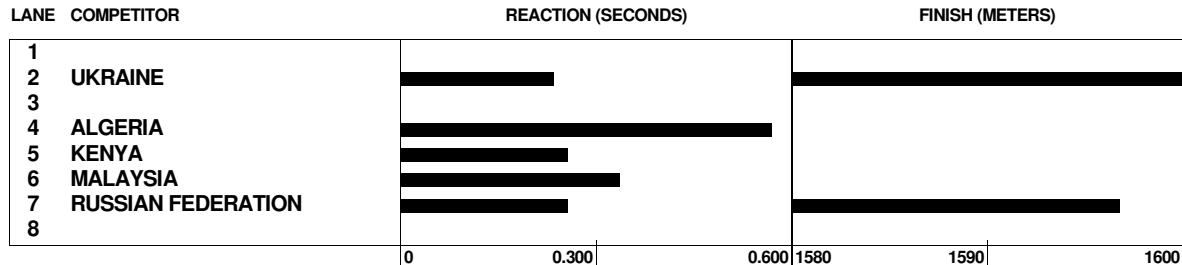
**Qualification: First 2 in each heat (Q) and 2 fastest (q) to Final**

**Details:**

Start time:20:58

Temperature:+24°C

Humidity:73%



**As of 28/07/2017 at 21:03**

Legend	
<b>DQ</b> = Disqualified	<b>DNS</b> = Did Not Start
<b>DNF</b> = Did Not Finish	<b>Fn</b> = False Start
<b>R.T.</b> = Reaction	<b>MED</b> = Medical Report

Samsun(TUR), 23rd - 29th July 2017

ATM03\_73E 1.0

3





RANK BIB TEAM NOC YOB HEAT LANE RANK TIME



### 4 x 400 Relay - Men - Semifinal

WR DR	3:12.64 3:12.64	RUSSIAN FEDERATION RUSSIAN FEDERATION	RUS RUS	SOFIA SOFIA	03 AUG 2013 03 AUG 2013
1	<b>TURKEY</b>	TUR		1 7 1	<b>3:21.75</b> Q
	CETINKAYA Sukru	TUR	1993		
	BAYDAS Hasan	TUR	1994		
	BAYDAS Huseyin	TUR	1994		
	SUZEN Yasin	TUR	1994		
2	<b>CHINA</b>	CHN		1 3 2	<b>3:21.90</b> Q
	MA Ruichao	CHN	1994		
	ZHU Jiazhou	CHN	1992		
	GAO Qingquan	CHN	1992		
	WANG Yingzhe	CHN	1992		
3	<b>UKRAINE</b>	UKR		3 2 1	<b>3:22.34</b> Q
	KULYK Mykola	UKR	1981		
	KOMPANIETS Serhii	UKR	1996		
	DRACH Sergii	UKR	1988		
	RUDENKO Dmytro	UKR	1990		
4	<b>RUSSIAN FEDERATION</b>	RUS		3 7 2	<b>3:22.75</b> Q
	ABDRAKHMANOV Artur	RUS	1986		
	GREBENSHCHIKOV Konstanti	RUS	1990		
	TYSHENKO Alan	RUS	1989		
	ANDREEV Andrey	RUS	1986		
5	<b>JAPAN</b>	JPN		1 2 3	<b>3:24.57</b> q
	IKEDA Masaki	JPN	1997		
	OKABE Yusuke	JPN	1987		
	MORIMITSU Yuya	JPN	1995		
	OSANAI Satoshi	JPN	1990		
6	<b>UNITED STATES</b>	USA		2 2 1	<b>3:26.24</b> Q
	KOSS Taylor	USA	1993		
	SINGLETON Michael	USA	1999		
	PERRY Brady	USA	1999		
	FURLOUGH Delvin	USA	1989		
7	<b>POLAND</b>	POL		2 8 2	<b>3:27.90</b> Q
	KOTOWSKI Grzegorz	POL	1987		
	JANDA Bartlomiej	POL	1993		
	KULPA Michal	POL	1987		
	MIADZEL Lukasz	POL	1986		
8	<b>KENYA</b>	KEN		3 5 3	<b>3:30.65</b> q
	ADONIJA Benson	KEN	1992		
	MWANTHI Saulo	KEN	1991		
	MBVUI Boniface	KEN	1989		
	MUGO Kelvin	KEN	1994		
9	<b>MALAYSIA</b>	MAS		3 6 4	<b>3:31.73</b>
	AZMAN Muhammad	MAS	1996		
	ABD RAHIM Danish	MAS	1996		
	MUHAMAD Nur	MAS	1999		
	KAMARZAMAN Muhamad	MAS	1995		
10	<b>ALGERIA</b>	ALG		3 4 5	<b>3:36.30</b>
	NACEUR Mohamed	ALG	1989		
	ZEGHBIB Abdelwahid	ALG	1993		
	YETTOU Mohamed	ALG	1992		
	HAMOUDI Walid	ALG	1996		

#### Legend

DQ = Disqualified  
DNF = Did Not Finish  
R.T. = Reaction

DNS = Did Not Start  
Fn = False Start  
MED = Medical Report

Samsun(TUR), 23rd - 29th July 2017

ATM00\_74A 1.0

1

RANK	BIB	TEAM	NOC	YOB	HEAT	LANE	RANK	TIME
11		<b>IRAQ</b>	IRQ		2	5	3	<b>3:38.29</b>
		AL-AZZAWI Basim	IRQ	1990				
		AL SAEDI Zaid	IRQ	1995				
		AL GBURI Hasan	IRQ	1998				
		YAHYA Ahmed	IRQ	1990				
12		<b>VENEZUELA</b>	VEN		1	5	4	<b>3:42.59</b>
		COLMENAREZ GIL Wilmer	VEN	1994				
		SUTIL Jose	VEN	1994				
		CEDENO ALVAREZ Anthony	VEN	1988				
		GUILLLEN GUAINA Orlando	VEN	1998				
13		<b>KAZAKHSTAN</b>	KAZ		1	4	5	<b>3:50.50</b>
		ABAKANOV Rustem	KAZ	1985				
		ZAGRUTDINOV Farid	KAZ	1989				
		KASSENOV Bakhtiyar	KAZ	1984				
		LAKTIONOV Dmitriy	KAZ	1998				

## NOT RANKED

<b>GHANA</b>	GHA	2	7	<b>DNS</b>
<b>NIGERIA</b>	NGR	1	6	<b>DNS</b>
<b>COLOMBIA</b>	COL	2	3	<b>MED</b>
<b>CAMEROON</b>	CMR	2	6	<b>DNS</b>
<b>ZAMBIA</b>	ZAM	3	3	<b>DNS</b>
<b>INDIA</b>	IND	2	4	<b>DQ</b>
KURIAKOSE Jijo	IND	1989		IAAF 162/7
MAHATA Srikrishna	IND	1994		
RAMACHANDRAN Yadukrishna	IND	1995		
PALLATHU SUBHASH Ajeesh	IND	1994		

**Qualification: First 2 in each heat (Q) and 2 fastest (q) to Final**

### Legend

**DQ** = Disqualified  
**DNF** = Did Not Finish  
**R.T.** = Reaction

**DNS** = Did Not Start  
**Fn** = False Start  
**MED** = Medical Report

Samsun(TUR), 23rd - 29th July 2017

ATM00\_74A 1.0





# RESULTS

RANK BIB SURNAME & NAME NOC DATE OF BIRTH ORD TIME POINTS TOTAL



## 1500 m - Decathlon - Men

Decathlon WR	7964	SMITH Dean	1967	AUS	ADELAIDE	10 MAR 1992
Decathlon DR	7423	SMITH Dean	1967	AUS	CHRISTCHURCH	13 JAN 1989

1	355	KHILENKO Konstantin	RUS	26 AUG 1995	4	5:04.41	535	6192
2	361	KULIKOV Maxim	RUS	30 MAY 1984	3	5:10.66	500	6256
3	175	MAEJIMA Hiroyuki	JPN	15 MAY 1988	1	5:24.59	426	5027
4	371	TSYBIZOV Kirill	RUS	04 JUL 1986	2	5:37.38	364	5661
5	205	NABOKOV Andrey	KAZ	05 JAN 1988	5	6:59.38	74	3425

### Intermediate point leaders (Bib and Time):

400 m :	355	1:16.47	800 m :	355	2:43.84	1000 m :	355	3:28.72
1200 m :	355	4:11.13						

Details: Start time:21:10 Temperature:+24°C Humidity:68%

As of 28/07/2017 at 21:18

### Legend

DQ = Disqualified  
DNF = Did Not Finish  
ORD = Order

DNS = Did Not Start  
\* = Caution

Samsun(TUR), 23rd - 29th July 2017

ATM01\_73G 1.0

1





# RESULTS

## Decathlon - Men



WR	7964	SMITH Dean	1967	AUS	ADELAIDE	10 MAR 1992
DR	7423	SMITH Dean	1967	AUS	CHRISTCHURCH	13 JAN 1989

1	361	KULIKOV Maxim	RUS	1984	6256
2	355	KHILENKO Konstantin	RUS	1995	6192
3	371	TSYBIZOV Kirill	RUS	1986	5661
4	175	MAEJIMA Hiroyuki	JPN	1988	5027
5	205	NABOKOV Andrey	KAZ	1988	3425

### NOT RANKED

85	NOSEK Jakub	CZE	1989	NM
94	CANO GARCIA Salvador	ESP	1987	MED

As of 28/07/2017 at 21:19

RANK	BIB	SURNAME & NAME	NOC	YOB	100m	LJ	SP	HJ	400m	110mH	DT	PV	JT	1500m	BEHIND
1	361	KULIKOV Maxim	RUS	1984	11.50 (-2.2) 753( 1)	6.94 (+1.0) 1552( 1)	10.47 (+1.0) 2066( 1)	1.76 (+1.0) 2659( 2)	51.67 (-2.6) 3398( 1)	15.56 (-2.6) 4181( 1)	28.23 (-2.6) 4611( 1)	4.00 (-2.6) 5228( 1)	45.89 (-2.6) 5756( 1)	5:10.66 (-2.6) 6256( 1)	6256
2	355	KHILENKO Konstantin	RUS	1995	12.01 (-2.2) 649( 2)	6.68 (+1.0) 739( 2)	10.34 (+1.0) 506( 4)	2.06 (+1.0) 859( 1)	55.10 (-2.6) 595( 2)	15.88 (-2.6) 746( 2)	30.29 (-2.6) 470( 2)	3.90 (-2.6) 590( 2)	44.16 (-2.6) 503( 4)	5:04.41 (-2.6) 535( 1)	6192
3	371	TSYBIZOV Kirill	RUS	1986	12.73 (-2.2) 515( 4)	6.14 (+0.9) 617( 4)	13.58 (+0.9) 703( 1)	1.79 (+0.9) 619( 3)	59.69 (-2.6) 424( 4)	18.27 (-2.6) 499( 3)	41.42 (-2.6) 693( 1)	3.60 (-2.6) 509( 3)	58.69 (-2.6) 718( 1)	5:37.38 (-2.6) 364( 4)	5661
4	175	MAEJIMA Hiroyuki	JPN	1988	12.12 (-2.2) 628( 3)	6.17 (+1.3) 624( 3)	9.72 (+1.3) 469( 5)	1.82 (+1.3) 644( 2)	55.62 (-2.6) 574( 3)	18.61 (-2.6) 467( 4)	25.85 (-2.6) 383( 5)	3.00 (-2.6) 357( 4)	40.88 (-2.6) 455( 5)	5:24.59 (-2.6) 426( 3)	5027
5	205	NABOKOV Andrey	KAZ	1988	13.80 (-2.2) 341( 5)	5.26 (+1.4) 433( 5)	11.10 (+1.4) 552( 2)	1.61 (+1.4) 472( 5)	1:10.21 (-2.6) 133( 5)	22.22 (-2.6) 195( 5)	28.35 (-2.6) 432( 3)	2.70 (-2.6) 286( 5)	44.47 (-2.6) 507( 3)	6:59.38 (-2.6) 74( 5)	3425

### Legend

DQ = Disqualified  
DNF = Did Not Finish

DNS = Did Not Start  
NM = No Result  
MED = Medical Report

Samsun(TUR), 23rd - 29th July 2017

ATM01\_73

1

## NOT RANKED

85 NOSEK Jakub

CZE 58.01 DNS  
1989 (-2.2)  
0 0

NM

### Legend

DQ = Disqualified  
DNF = Did Not Finish

DNS = Did Not Start  
NM = No Result

Samsun(TUR), 23rd - 29th July 2017

ATM01\_70A 1.0

2





NO RECORDS BROKEN ON DAY 6



LN/ORD BIB SURNAME & NAME NOC DATE OF BIRTH S.BEST P.BEST



## Marathon - Men - Final

WR	2:11:31	KIPTUM Daniel	1974	KEN	ZURICH	17 APR 2011
DR	2:24:18	TOUNSI TAIEB	1961	FRA	CRISTCHURCH	15 JAN 1989

29 JUL 2017 7:30

1	203	KUZERBAYEV Yeldos	KAZ	09 SEP 1991	3:15:00	A
2	99	MARTINEZ ALMEIDA Rafael	ESP	26 OCT 1981	2:33:47	A
3	95	FERRI VILLALBA Marcial	ESP	19 JAN 1975	2:39:02	A
4	35	DU Xianfeng	CHN	20 OCT 1991	2:47:25	A
5	102	KAMBEK Siim	EST	27 APR 1988	3:12:58	A
6	432	GULDAN Ryan	USA	09 SEP 1983	2:37:11	A
7	222	MURIUKI David	KEN	13 AUG 1972	2:40:15	A
8	207	ZAGRUTDINOV Farid	KAZ	16 OCT 1989	2:52:00	A
9	31	MANZO FAUNDEZ Diego	CHI	12 JUN 1986	3:13:59	A
10	150	TULCSIK Marcell	HUN	27 JAN 1993	3:06:21	A
11	462	RODRIGUES Rui	POR	08 NOV 1982	2:54:00	A
12	395	KARAKULAH Onder	TUR	27 OCT 1979	2:41:01	A
13	341	ELNIKOV Alexey	RUS	23 JUN 1991	2:37:18	A
14	197	YAMANAKA Kohichiro	JPN	27 AUG 1981	2:36:40	A
15	215	KIPTUM Daniel	KEN	28 DEC 1974	2:26:10	A
16	198	YOSHIDA Toshiyuki	JPN	08 DEC 1987	2:43:00	A
17	54	ZHANG Yongqiang	CHN	04 NOV 1990	2:40:00	A
18	465	BOJTOR Laszlo	HUN	25 JUL 1988	2:58:45	
19	287	VELLA George	MLT	06 MAY 1980	2:51:08	A
20	29	RIBEIRO Marcelo	BRA	13 JAN 1992	2:41:42	A
21	240	BAEK Gwang	KOR	16 NOV 1986	2:39:34	A
22	171	VIZZINI Alessandro	ITA	26 JAN 1990	2:40:01	A
23	10	NANIWE Gilles	BEL	11 JUN 1973	2:53:58	A
24	201	KASSENOV Bakhtiyar	KAZ	21 MAY 1984	2:50:00	A
25	323	NOWAK Rafal	POL	26 APR 1975	2:45:00	A
26	469	WARENG Peter	KEN	16 JUL 1982	2:30:15	A
27	97	GONZALEZ VALIENTE Juan	ESP	13 AUG 1982	2:40:00	A
28	115	ACHEGHANE Medhi	FRA	21 SEP 1991	2:40:53	A

### Deaflympics Records

2:24:18 TOUNSI TAIEB 1961 FRA CRISTCHURCH 15 JAN 1989



## Marathon - Women - Final

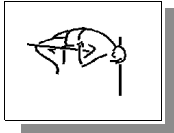
WR	2:46:07	ALDER-BAERENS Nele	1978	GER	BERLIN	29 SEP 2013
DR	2:57:53	NILSSON Ulrika	1966	SWE	MELBORNE	14 JAN 2005

29 JUL 2017 7:30

1	346	GAYNETDINOVA Daria	RUS	11 JUL 1985	3:06:12	A
2	51	YANG Chunhua	CHN	29 JUN 1990	3:30:21	A
3	244	OH Sang	KOR	21 MAR 1975	3:05:24	A
4	123	ALDER-BAERENS Nele	GER	01 APR 1978	2:46:07	A
5	107	SANDELL Saimi	EST	26 APR 1973	3:36:54	A
6	169	GOGNA Cristina	ITA	13 FEB 1978	3:12:09	A
7	427	BARBIERS Elizabeth	USA	19 DEC 1979	3:39:00	A
8	288	DELL'ERA Silvana	NED	21 APR 1965	3:34:03	A
9	188	SHIMADA Yuko	JPN	27 NOV 1971	3:28:30	A
10	420	SVYNOBII Mariia	UKR	06 SEP 1992	2:59:26	A
11	322	NOWAK Monika	POL	02 NOV 1981	3:16:00	A
12	401	BAIRAMOVA Yuliia	UKR	13 JAN 1986	3:01:12	A

### Deaflympics Records

2:57:53	NILSSON Ulrika	1966	SWE MELBORNE	14 JAN 2005
3:06:50	HASHIMOTO Kiyomi		JPN ROME	1/001



## High Jump - Women - Final

WR	1.80	KARAPETYAN Kristina	1990	RUS	STARA ZAGORA	29 JUN 2016
DR	1.75	HRALKO Marharyta	1987	BLR	SOFIA	01 AUG 2013

29 JUL 2017 16:00

1	356	KLECHKINA Anastasia	RUS	04 AUG 1994	1.63	A
2	16	HRALKO Marharyta	BLR	12 JUL 1987	1.64	A
3	291	WIERSEMA Lucinde	NED	05 FEB 1998	1.66	A
4	39	HE Meihong	CHN	01 MAY 1995	1.66	A
5	339	BOROVSKAYA Valeria	RUS	17 FEB 1995	1.65	A
6	351	KARAPETYAN Kristina	RUS	05 FEB 1990	1.70	A
7	103	LANDAR Marja-Liisa	EST	19 JUL 1990	1.67	A
8	126	BRUTSCHER Nadine	GER	15 JUL 1994	1.59	A
9	151	KALASSERY Sreejishna	IND	29 OCT 1998	1.44	A
10	444	TIMPSON Carly	USA	01 JAN 1997	1.70	A
11	106	SAEM Cathy	EST	14 DEC 1993	1.50	A
12	127	GAEDE Delia	GER	13 AUG 1999	1.56	A

### Deaflympics Records

1.75	HRALKO Marharyta	1987	BLR SOFIA	01 AUG 2013
1.67	LANDAR Olga		URS KOLN	28 JUL 1981
1.65	SMIRNOVA Tatiana		URS BUCHAREST	19 JUL 1977
1.56	KHOMYAKOVA Nina		URS MALMO	24 JUL 1973
1.55	TATARINOVA Elena		URS BELGRADE	10 AUG 1969
1.52	MANSKA Mary		USA WASHINGTON	2/965
1.48	JUNGER Sonja		GER HELSINKI	8/961
1.42	RAFOSS Birgit		NOR COPENHAGEN	13 AUG 1949
1.35	NAGEL Lisa		GER STOCKHOLM	26 AUG 1939
1.29	SPERLING Hildegard		GER LONDON	21 JUL 1935



## Discus Throw - Women - Final

<b>WR</b>	<b>58.54</b>	<b>BOYER Edie</b>	1966	USA	COLORADO SPR	28 JUL 1995
<b>DR</b>	<b>47.29</b>	<b>RAAD Trude</b>	1990	NOR	TAIPEI	9/009

29 JUL 2017 16:30

1	423	<b>URSULENKO Nataliia</b>	UKR	30 JUN 1985	<b>48.26</b>	A
2	352	<b>KASHCAVTSEVA Elizaveta</b>	RUS	30 JUL 1997	<b>44.08</b>	A
3	84	<b>MATOUSKOVA Lenka</b>	CZE	16 DEC 1993	<b>46.81</b>	A
4	43	<b>LIU Li</b>	CHN	08 FEB 1984	<b>41.55</b>	A
5	338	<b>BIZIAKINA Svetlana</b>	RUS	06 NOV 1994	<b>42.01</b>	A
6	377	<b>KRISTOFICOVA Ivana</b>	SVK	24 MAY 1990	<b>46.20</b>	A
7	268	<b>VORONECKAJA Larisa</b>	LTU	12 JAN 1983	<b>47.40</b>	A
8	45	<b>REN Chunxia</b>	CHN	22 FEB 1984	<b>41.06</b>	A

Deaflympics Records					
47.29	RAAD Trude	1990	NOR TAIPEI		9/009
46.52	KALINA Olga		URS MALMO	25 JUL 1973	
43.70	ANDOK Katalin		HUN WASHINGTON	28 JUN 1965	
41.70	ANTONOVA Faina		URS MILAN	28 AUG 1957	
29.42	GULA Jrmgard		GER BRUSSELS	16 AUG 1953	




## 5000 m - Women - Final

<b>WR</b>	<b>16:23.27</b>	<b>VERNON Melinda</b>	1985	AUS	TAIPEI	13 SEP 2009
<b>DR</b>	<b>16:23.27</b>	<b>VERNON Melinda</b>	1985	AUS	TAIPEI	13 SEP 2009

29 JUL 2017 16:50

1	233	<b>WAKONYO Hannah</b>	KEN	04 JUL 1996	<b>20:25.50</b>	B
2	143	<b>OCRAN Antoinette</b>	GHA	07 MAY 1998	<b>20:10.08</b>	B
3	421	<b>SYDORENKO Anastasiia</b>	UKR	07 JUL 1994	<b>18:10.08</b>	A
4	373	<b>YAKUBOVSKAYA Olga</b>	RUS	06 AUG 1981	<b>18:02.37</b>	A
5	342	<b>EROFEEVA Nelli</b>	RUS	02 MAR 1983		
6	370	<b>SOLODOVA Diana</b>	RUS	26 MAY 1997	<b>18:15.12</b>	A
7	101	<b>RIOS CAMPOY Maite</b>	ESP	05 DEC 1986	<b>18:46.15</b>	A

Deaflympics Records					
16:23.27	VERNON Melinda	1985	AUS TAIPEI	13 SEP 2009	
17:40.50	M LAMBERT Joanne		AUS COPENHAGEN	25 JUL 997	



## 4 x 100 Relay - Women - Final

<b>WR</b>	<b>47.21</b>	<b>RUSSIAN FEDERATION</b>	RUS	STARAZAGORA	02 JUL 2016
<b>DR</b>	<b>47.37</b>	<b>BELARUS</b>	BLR	SOFIA	3/013

1	<b>KENYA</b>	KEN	<b>51.66</b>
	237 WAMIRA Rael	16 JUN 1997	
	232 WAFULA Ruth	21 APR 1999	
	209 ATIENO Alice	01 JAN 1992	
	235 WAMIRA Beryl	20 JUN 1995	
2	<b>UKRAINE</b>	UKR	<b>49.45</b>
	408 KOCHMARYK Viktoriia	23 AUG 1989	
	419 SHAPOVAL Yuliia	28 APR 1988	
	411 KUPRYCH Solomiia	10 JAN 1990	
	407 IEZLOVETSKA Natalia	21 NOV 1983	
3	<b>BELARUS</b>	BLR	<b>50.20</b>
	16 HRALKO Marharyta	12 JUL 1987	
	27 ZHURBENKOVA Katsiaryna	05 MAY 1998	
	15 HANCHAROVA Yana	09 FEB 1988	
	24 SADAVAYA Darya	31 MAR 1997	
4	<b>RUSSIAN FEDERATION</b>	RUS	<b>48.85</b>
	345 FILUSHKINA Alena	05 DEC 1996	
	357 KLIMOVA Oxana	12 JUN 1990	
	349 GRISHINA Marina	24 OCT 1988	
	354 KHALADZHAN Asya	12 JUN 1992	
5	<b>UNITED STATES</b>	USA	<b>49.67</b>
	433 HAGEMAN Makenzie	17 AUG 1993	
	445 VANDERMEULEN Janna	08 MAY 1990	
	438 MCKITTY Shellane	17 APR 1993	
	441 SCOTT Jaida	06 APR 2000	
6	<b>GERMANY</b>	GER	<b>52.19</b>
	126 BRUTSCHER Nadine	15 JUL 1994	
	127 GAEDE Delia	13 AUG 1999	
	131 SCHNEID Georgina	09 OCT 1990	
	129 MERKER Felicitas	06 MAR 1992	
7	<b>ESTONIA</b>	EST	<b>51.74</b>
	105 OZERSKA Melisa	02 NOV 1998	
	106 SAEM Cathy	14 DEC 1993	
	103 LANDAR Marja-Liisa	19 JUL 1990	
	104 OLENKO Kairit	21 DEC 1985	

## Deaflympics Records

47.37 BELARUS BLR SOFIA 3/013



## 4 x 100 Relay - Men - Final

WR	41.10 UNITED STATES	USA	BUCHAREST	24 JUL 1977
DR	41.10 UNITED STATES	USA	BUCHAREST	24 JUL 1977

1	<b>BELARUS</b>	BLR	<b>43.35</b>
	26 ZAPOISKIKH Siarhei	13 SEP 1999	
	23 RAHULIA Uladzislau	24 APR 1998	
	21 LAHADZIUK Artsiom	11 OCT 1994	
	14 DIHALEVICH Daniil	18 APR 1997	
2	<b>KENYA</b>	KEN	<b>44.45</b>
	230 ONYANGO David		
	211 KALEBU Walter Malenje	13 MAR 2000	
	236 WAMIRA David	10 APR 1987	
	231 SIMIYU Paul	26 MAR 1994	



3	<b>CHINA</b>	CHN	<b>42.89</b>
	44 MA Ruichao	30 APR 1994	
	36 GAO Qingquan	19 AUG 1992	
	50 XU Zhenqing	20 FEB 1989	
	42 LI Bin	11 JUL 1990	
4	<b>UNITED STATES</b>	USA	<b>43.03</b>
	439 PERRY Brady	23 NOV 1999	
	430 FURLOUGH Delvin	27 AUG 1989	
	437 KOSS Taylor	10 AUG 1993	
	428 ESPER Dewayne	08 JAN 1995	
5	<b>JAPAN</b>	JPN	<b>43.97</b>
	183 SAEGUSA Hiroki	01 JAN 1990	
	178 NAKAMURA Kaichi	01 JAN 1996	
	189 SHITARA Akihisa	01 JAN 1994	
	184 SASAKI Takuma	30 NOV 1993	
6	<b>UKRAINE</b>	UKR	<b>43.02</b>
	415 PENDRAK Maksym	01 NOV 1990	
	424 VYSHYNSKYI Dmytro	18 JUL 1996	
	403 DANYLCHENKO Volodymyr	12 OCT 1992	
	418 RUDENKO Dmytro	12 JUN 1990	
7	<b>INDIA</b>	IND	<b>45.47</b>
	156 MAHATA Srikrishna	13 JUL 1994	
	155 KURIAKOSE Jijo	21 JUN 1989	
	158 RAMACHANDRAN Yadukrishna	30 DEC 1995	
	157 PALLATHU SUBHASH Ajeesh	04 AUG 1994	
8	<b>POLAND</b>	POL	<b>43.29</b>
	325 STEMPURSKI Daniel	18 JAN 1997	
	318 KOTOWSKI Grzegorz	08 DEC 1987	
	317 JANDA Bartłomiej	01 FEB 1993	
	315 CYGLER Robert	08 MAR 1991	

Deaflympics Records		
41.10	UNITED STATES	USA BUCHAREST 24 JUL 1977



## 5000 m - Men - Final

<b>WR</b>	14:02.90	CHERONO Simon	1989	KEN	SOFIA	03 AUG 2013
<b>DR</b>	14:02.90	MCHERONO Symon	1987	KEN	SOFIA	03 AUG 2013

29 JUL 2017 18:10

1	197	YAMANAKA Kohichiro	JPN	27 AUG 1981	15:35.35	A
2	134	ASIEDU Stephen	GHA	22 DEC 2000	15:50.02	B
3	295	ALAMS Mangut	NGR	15 AUG 1987	15:40.44	A
4	135	AYISI Austine	GHA	19 MAR 1991	14:48.05	A
5	341	ELNIKOV Alexey	RUS	23 JUN 1991	15:15.26	A
6	128	HELMIS Daniel	GER	15 APR 1988	15:44.69	A
7	210	CHERONO Symon	KEN	24 JUL 1987	14:33.20	A
8	323	NOWAK Rafal	POL	26 APR 1975	15:10.00	A
9	142	MOHAMMED Samadu	GHA	15 OCT 1989	14:45.24	A
10	165	AL GBURI Hasan	IRQ	10 JAN 1998	16:10.00	B
11	255	KERAIDI Abdullah	KUW	22 AUG 1998	15:48.00	A
12	290	VAN HOUWELINGEN Ralph	NED	26 JUL 1994	14:46.90	A
13	93	TASINCHANA MAIGUA Jonath	ECU	02 FEB 1993	15:42.00	A
14	320	MARCINKIEWICZ Adrian	POL	27 JUN 1993	15:58.00	B
15	382	CHU Chun-Che	TPE	11 JUL 1995	15:30.00	A
16	256	KHALAF Salem	KUW	25 MAR 1971	15:48.00	A
17	326	WOJCIECHOWSKI Michal	POL	02 OCT 1988	15:00.00	A
18	218	LETTING Michael	KEN	04 MAR 1988	15:20.90	A
19	215	KIPTUM Daniel	KEN	28 DEC 1974	15:12.50	A

Deaflympics Records				
14:02.90	M	CHERONO Symon	1987	KEN SOFIA 03 AUG 2013
15:09.00	M	ZDOT Nicolas		URS MILAN 25 AUG 1957
15:23.60	M	VAN DER LINDE Bernhard		GER BRUSSELS 15 AUG 1953
15:33.60	M	JOHANSSON Olof		SWE COPENHAGEN 13 AUG 1949
15:50.60	M	NIINIKANGAS Paavo		FIN STOCKHOLM 25 AUG 1939
16:22.40	M	NIINIKANGAS Paavo		FIN LONDON 21 AUG 1935
16:57.20	M	KNUDSEN Niels		DEN NUREMBERGER 23 AUG 1931
16:58.20	M	KRUMHOLZ Hermann		GER AMSTERDAM 21 AUG 1928
17:27.60	M	VAN DER TORREN Emile		FRA PARIS 13 AUG 1924



## 4 x 400 Relay - Women - Final

WR	3.00	RUSSIAN FEDERATION	RUS	BYDGOSZCZ	25 JUL 2015
DR	3:50.26	BELARUS	BLR	SOFIA	3/013

29 JUL 2017 18:40

2	<b>UNITED STATES</b>	USA	<b>4:06.49</b>
	441 SCOTT Jaida	06 APR 2000	
	445 VANDERMEULEN Janna	08 MAY 1990	
	443 STEIN Nicola	15 AUG 2000	
	438 MCKITTY Shellane	17 APR 1993	
3	<b>BELARUS</b>	BLR	<b>3:55.00</b>
	20 KRAUTSOVA Liudmila	31 MAR 1998	
	19 KOZICH Halina	26 MAY 1990	
	15 HANCHAROVA Yana	09 FEB 1988	
	25 TSIARENTSYEVA Alena	24 APR 1982	
4	<b>NIGERIA</b>	NGR	<b>4:05.88</b>
5	<b>RUSSIAN FEDERATION</b>	RUS	<b>3:51.00</b>
6	<b>UKRAINE</b>	UKR	<b>3:56.18</b>
	408 KOCHMARYK Viktoriia	23 AUG 1989	
	419 SHAPOVAL Yuliia	28 APR 1988	
	407 IEZLOVETSKA Natalia	21 NOV 1983	
	411 KUPRYCH Solomiia	10 JAN 1990	
7	<b>KENYA</b>	KEN	<b>4:20.00</b>
8	<b>CHINA</b>	CHN	<b>4:20.00</b>

Deaflympics Records		
3:50.26	BELARUS	BLR SOFIA 3/013



## 4 x 400 Relay - Men - Final

WR	3:12.64	RUSSIAN FEDERATION	RUS	SOFIA	03 AUG 2013
DR	3:12.64	RUSSIAN FEDERATION	RUS	SOFIA	03 AUG 2013

FINAL

29 JUL 2017 19:00

1	<b>JAPAN</b>	JPN	<b>3:24.57</b>
	172 IKEDA Masaki	01 JAN 1997	
	180 OKABE Yusuke	01 JAN 1987	
	176 MORIMITSU Yuya	21 JUL 1995	
	182 OSANAI Satoshi	21 JUL 1990	

2	<b>KENYA</b>	KEN	<b>3:30.65</b>
	470 ADONIJA Benson	07 JUL 1992	
	224 MWANTHI Saulo	23 SEP 1991	
	219 MBVUI Boniface	01 JAN 1989	
	221 MUGO Kelvin	13 NOV 1994	
3	<b>UNITED STATES</b>	USA	<b>3:26.24</b>
	437 KOSS Taylor	10 AUG 1993	
	442 SINGLETON Michael	17 SEP 1999	
	439 PERRY Brady	23 NOV 1999	
	430 FURLOUGH Delvin	27 AUG 1989	
4	<b>UKRAINE</b>	UKR	<b>3:22.34</b>
	410 KULYK Mykola	24 MAY 1981	
	409 KOMPANIETS Serhii	17 MAY 1996	
	405 DRACH Sergii	02 APR 1988	
	418 RUDENKO Dmytro	12 JUN 1990	
5	<b>TURKEY</b>	TUR	<b>3:21.75</b>
	393 CETINKAYA Sukru	28 SEP 1993	
	388 BAYDAS Hasan	10 APR 1994	
	389 BAYDAS Huseyin	10 APR 1994	
	399 SUZEN Yasin	10 FEB 1994	
6	<b>CHINA</b>	CHN	<b>3:21.90</b>
	44 MA Ruichao	30 APR 1994	
	55 ZHU Jiazhou	05 JUN 1992	
	36 GAO Qingquan	19 AUG 1992	
	48 WANG Yingzhe	14 MAY 1992	
7	<b>POLAND</b>	POL	<b>3:27.90</b>
	318 KOTOWSKI Grzegorz	08 DEC 1987	
	317 JANDA Bartłomiej	01 FEB 1993	
	319 KULPA Michal	11 JUN 1987	
	321 MIADZEL Lukasz	12 AUG 1986	
8	<b>RUSSIAN FEDERATION</b>	RUS	<b>3:22.75</b>
	330 ABDRAKHMANOV Artur	16 MAY 1986	
	348 GREBENSHCHIKOV Konstanti	02 JAN 1990	
	372 TYSHENKO Alan	16 MAR 1989	
	334 ANDREEV Andrey	06 OCT 1986	

Deaflympics Records		
3:12.64	RUSSIAN FEDERATION	RUS SOFIA 03 AUG 2013

# RESULTS



RANK BIB SURNAME & NAME NOC DATE OF BIRTH ORD TIME



## Marathon - Men - Final

WR	2:11:31	KIPTUM Daniel	1974	KEN	ZURICH	17 APR 2011
DR	2:24:18	TOUNSI TAIEB	1961	FRA	CRISTCHURCH	15 JAN 1989

1	215	KIPTUM Daniel	KEN	28 DEC 1974	15	2:25:07
2	469	WARENG Peter	KEN	16 JUL 1982	26	2:29:02
3	222	MURIUKI David	KEN	13 AUG 1972	7	2:29:18
4	197	YAMANAKA Kohichiro	JPN	27 AUG 1981	14	2:38:43
5	171	VIZZINI Alessandro	ITA	26 JAN 1990	22	2:43:35
6	395	KARAKULAH Onder	TUR	27 OCT 1979	12	2:45:12
7	99	MARTINEZ ALMEIDA Rafael	ESP	26 OCT 1981	2	2:45:23
8	432	GULDAN Ryan	USA	09 SEP 1983	6	2:49:43
9	198	YOSHIDA Toshiyuki	JPN	08 DEC 1987	16	2:50:02
10	95	FERRI VILLALBA Marcial	ESP	19 JAN 1975	3	2:54:54
11	29	RIBEIRO Marcelo	BRA	13 JAN 1992	20	2:57:24
12	97	GONZALEZ VALIENTE Juan	ESP	13 AUG 1982	27	2:58:10
13	287	VELLA George	MLT	06 MAY 1980	19	3:05:13
14	35	DU Xianfeng	CHN	20 OCT 1991	4	3:09:40
15	465	BOJTOR Laszlo	HUN	25 JUL 1988	18	3:12:44
16	10	NANIWE Gilles	BEL	11 JUN 1973	23	3:18:12
17	150	TULCSIK Marcell	HUN	27 JAN 1993	10	3:18:12
18	115	ACHEGHANE Medhi	FRA	21 SEP 1991	28	3:22:13
19	31	MANZO FAUNDEZ Diego	CHI	12 JUN 1986	9	3:26:46
20	201	KASSENOV Bakhtiyar	KAZ	21 MAY 1984	24	3:30:07
21	102	KAMBEK Siim	EST	27 APR 1988	5	3:35:19

## NOT RANKED

341	ELNIKOV Alexey	RUS	23 JUN 1991	13	MED
54	ZHANG Yongqiang	CHN	04 NOV 1990	17	DNF
203	KUZERBAYEV Yeldos	KAZ	09 SEP 1991	1	DNF
207	ZAGRUTDINOV Farid	KAZ	16 OCT 1989	8	DNF
240	BAEK Gwang	KOR	16 NOV 1986	21	DNF
323	NOWAK Rafal	POL	26 APR 1975	25	DNF
462	RODRIGUES Rui	POR	08 NOV 1982	11	DNF

### Intermediate point leaders (Bib and Time):

5 Km :	222	16:54	10 Km :	215	32:48	15 Km :	215	48:49
20 Km :	215	1:05:22	M. Mar. :	215	1:09:06	25 Km :		--
30 Km :	215	1:38:55 WR	35 Km :	215	1:56:58	40 Km :	215	2:16:16

Details: Start time: 7:31 Temperature: +22°C Humidity: 82%

As of 29/07/2017 at 11:15

### Legend

DQ = Disqualified	DNS = Did Not Start
DNF = Did Not Finish	* = Caution
ORD = Order	MED = Medical Report

Samsun(TUR), 23rd - 29th July 2017

ATM01\_73G 1.0

1



# RESULTS

RANK BIB SURNAME & NAME NOC DATE OF BIRTH ORD TIME



## Marathon - Women - Final

WR	2:46:07	ALDER-BAERENS Nele	1978	GER	BERLIN	29 SEP 2013
DR	2:57:53	NILSSON Ulrika	1966	SWE	MELBORNE	14 JAN 2005

1	123	ALDER-BAERENS Nele	GER	01 APR 1978	4	2:51:19	DR
2	420	SVYNOBII Mariia	UKR	06 SEP 1992	10	3:12:53	
3	244	OH Sang	KOR	21 MAR 1975	3	3:16:27	
4	346	GAYNETDINOVA Daria	RUS	11 JUL 1985	1	3:22:12	
5	169	GOGNA Cristina	ITA	13 FEB 1978	6	3:29:15	
6	427	BARBIERS Elizabeth	USA	19 DEC 1979	7	3:35:06	
7	188	SHIMADA Yuko	JPN	27 NOV 1971	9	3:35:48	
8	322	NOWAK Monika	POL	02 NOV 1981	11	3:38:20	
9	401	BAIRAMOVA Yuliia	UKR	13 JAN 1986	12	3:44:43	
10	107	SANDELL Saimi	EST	26 APR 1973	5	4:00:20	

## NOT RANKED

51	YANG Chunhua	CHN	29 JUN 1990	2	DNF
288	DELL'ERA Silvana	NED	21 APR 1965	8	DNF

### Intermediate point leaders (Bib and Time):

5 Km :	123	19:28	10 Km :	123	39:06	15 Km :	123	59:04
20 Km :	123	1:19:12 WR	H.Mar. :	123	1:23:36 WR	25 Km :		--
30 Km :	123	2:00:25 WR	35 Km :	123	2:21:10	40 Km :	123	2:42:24

Details: Start time: 7:31 Temperature: +22°C Humidity: 82%

As of 29/07/2017 at 11:45

### Legend

DQ = Disqualified	DNS = Did Not Start
DNF = Did Not Finish	* = Caution
ORD = Order	

Samsun(TUR), 23rd - 29th July 2017

ATW01\_73G 1.0

1

# RESULTS



RANK BIB SURNAME & NAME NOC DATE OF BIRTH ORD TIME



## 5000 m - Women - Final

WR	16:23.27	VERNON Melinda	1985	AUS	TAIPEI	13 SEP 2009
DR	16:23.27	VERNON Melinda	1985	AUS	TAIPEI	13 SEP 2009

1	370	SOLODOVA Diana	RUS	26 MAY 1997	6	17:58.97
2	421	SYDORENKO Anastasiia	UKR	07 JUL 1994	3	18:03.58
3	233	WAKONYO Hannah	KEN	04 JUL 1996	1	18:30.90
4	342	EROFEEVA Nelli	RUS	02 MAR 1983	5	19:32.46

### NOT RANKED

143	OCRAN Antoinette	GHA	07 MAY 1998	2	DNS
101	RIOS CAMPOY Maite	ESP	05 DEC 1986	7	DNF
373	YAKUBOVSKAYA Olga	RUS	06 AUG 1981	4	DNF

#### Intermediate point leaders (Bib and Time):

1000 m :	233	3:42.00	2000 m :	233	7:20.73	3000 m :	233	11:04.11
4000 m :	370	14:41.91						

Details: Start time:16:50 Temperature:+28°C Humidity:41%

As of 29/07/2017 at 17:11

#### Legend

DQ = Disqualified	DNS = Did Not Start
DNF = Did Not Finish	* = Caution
ORD = Order	

Samsun(TUR), 23rd - 29th July 2017

ATW01\_73G 1.0



# RESULTS

RANK BIB SURNAME & NAME NOC ORD - 1 - - 2 - - 3 - - 4 - - 5 - - 6 - RESULT  
DATE OF BIRTH



## Discus Throw - Women - Final

WR	58.54	BOYER Edie	1966	USA	COLORADO SPR	28 JUL 1995
DR	47.29	RAAD Trude	1990	NOR	TAIPEI	09 SEP 2009

1	84	MATOUSKOVA Lenka	CZE	3	45.44	45.45	X	X	45.85	47.95	<b>47.95</b>	DR
		16 DEC 1993										
2	268	VORONECKAJA Larisa	LTU	7	42.52	43.81	44.08	43.78	44.19	46.16	<b>46.16</b>	
		12 JAN 1983										
3	352	KASHCAVTSEVA Elizaveta	RUS	2	X	40.16	41.88	X	42.56	44.28	<b>44.28</b>	
		30 JUL 1997										
4	377	KRISTOFICOVA Ivana	SVK	6	X	44.25	42.07	X	42.71	X	<b>44.25</b>	
		24 MAY 1990										
5	43	LIU Li	CHN	4	41.95	X	43.26	42.15	42.47	44.17	<b>44.17</b>	
		08 FEB 1984										
6	45	REN Chunxia	CHN	8	39.39	X	41.84	41.62	43.77	43.64	<b>43.77</b>	
		22 FEB 1984										
7	423	URSULENKO Nataliia	UKR	1	X	41.29	X	37.31	X	38.55	<b>41.29</b>	
		30 JUN 1985										
8	338	BIZIAKINA Svetlana	RUS	5	31.33	34.44	X	X	X	X	<b>34.44</b>	
		06 NOV 1994										

Starting order	1	2	3	4	5	6	7	8							
Initial	423	352	84	43	338	377	268	45							
4th and 5th and 6th at.	338	423	45	352	43	268	377	84							

### Details:

Start time:16:30  
Finish Time:17:16

Temperature:+32°C  
Temperature:+30°C

Humidity:60%  
Humidity:60%

As of 29/07/2017 at 17:22

### Legend

DQ = Disqualified  
DNF = Did Not Finish  
- = Did Not Attempt  
ORD = Order

DNS = Did Not Start  
NM = No Result  
X = Failed

Samsun(TUR), 23rd - 29th July 2017

ATW01\_73R 1.0

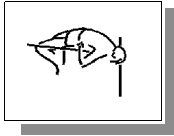
1





## RESULTS

RANK BIB SURNAME & NAME NOC ORD 1.40 1.45 1.50 1.55 1.58 1.61 1.64 1.67 1.70 1.72 RESULT  
DATE OF BIRTH 1.74 1.76 1.78



### High Jump - Women - Final

WR	1.80	KARAPETYAN Kristina	1990	RUS	STARA ZAGORA	29 JUN 2016
DR	1.75	HRALKO Marharyta	1987	BLR	SOFIA	01 AUG 2013

1	351	KARAPETYAN Kristina	05 FEB 1990	RUS	6	-	-	-	XXX	-	-	O	O	O	XXO	XX-	1.74
2	444	TIMPSON Carly	01 JAN 1997	USA	10	-	XXX	-	-	-	O	O	O	O	XO	XO	1.72
3	103	LANDAR Marja-Liisa	19 JUL 1990	EST	7	-	-	-	O	O	O	O	O	XO	XXX		1.67
4	356	KLECHKINA Anastasia	04 AUG 1994	RUS	1	-	-	O	O	O	O	O	XO	XXX			1.64
5	291	WIERSEMA Lucinde	05 FEB 1998	NED	3	-	-	O	O	O	O	XO	XXO	XXX			1.64
6	339	BOROVSKAYA Valeria	17 FEB 1995	RUS	5	-	-	O	XO	XO	O	XXO	XXX				1.64
7	39	HE Meihong	01 MAY 1995	CHN	4	-	O	O	O	O	O	XO	XXX				1.61
8	127	GAEDE Delia	13 AUG 1999	GER	12	XO	O	O	XXX								1.50
9	126	BRUTSCHER Nadine	15 JUL 1994	GER	8	XO	O	XO	XXX								1.50
10	151	KALASSERY Sreejishna	29 OCT 1998	IND	9	O	O	XXO	XXX								1.50
11	106	SAEM Cathy	14 DEC 1993	EST	11	O	XO	XXX									1.45

### NOT RANKED

16	HRALKO Marharyta	12 JUL 1987	BLR	2	XXX												NM
----	------------------	-------------	-----	---	-----	--	--	--	--	--	--	--	--	--	--	--	----

Details: Start time:16:00 Temperature:+27°C Humidity:55%  
Finish Time:17:40 Temperature:+25°C Humidity:58%

As of 29/07/2017 at 17:43

#### Legend

DQ = Disqualified  
DNF = Did Not Finish  
X = Failed  
- = Did Not Attempt

DNS = Did Not Start  
NM = No Result  
O = Cleared  
ORD = Order


Samsun(TUR), 23rd - 29th July 2017

ATW01\_73M 1.0

1



RANK BIB TEAM NOC DATE OF BIRTH LANE R.T. TIME



### 4 x 100 Relay - Women - Final

WR	47.21	RUSSIAN FEDERATION	RUS	STARAZAGORA	02 JUL 2016
DR	47.37	BELARUS	BLR	SOFIA	03 AUG 2013

#### FINAL

1		<b>RUSSIAN FEDERATION</b>	RUS					
	345	FILUSHKINA Alena		05 DEC 1996	4	0.329	<b>47.05</b>	WR, DR
	357	KLIMOVA Oxana		12 JUN 1990				
	349	GRISHINA Marina		24 OCT 1988				
	347	GOLOVINA Ksenia		17 MAR 1992				
2		<b>UKRAINE</b>	UKR		2	0.240	<b>48.81</b>	
	408	KOCHMARYK Viktoriia		23 AUG 1989				
	419	SHAPOVAL Yuliia		28 APR 1988				
	411	KUPRYCH Solomiia		10 JAN 1990				
	407	IEZLOVETSKA Natalia		21 NOV 1983				
3		<b>BELARUS</b>	BLR		3	0.417	<b>48.84</b>	
	15	HANCHAROVA Yana		09 FEB 1988				
	27	ZHURBENKOVA Katsiaryna		05 MAY 1998				
	24	SADAVAYA Darya		31 MAR 1997				
	12	CHABATAROVA Tatsiana		17 FEB 1984				
4		<b>UNITED STATES</b>	USA		5	0.259	<b>48.93</b>	
	433	HAGEMAN Makenzie		17 AUG 1993				
	445	VANDERMEULEN Janna		08 MAY 1990				
	438	MCKITTY Shellane		17 APR 1993				
	441	SCOTT Jaida		06 APR 2000				

#### NOT RANKED

		<b>GERMANY</b>	GER		6		<b>DNS</b>	
	126	BRUTSCHER Nadine		15 JUL 1994				
	127	GAEDE Delia		13 AUG 1999				
	131	SCHNEID Georgina		09 OCT 1990				
	129	MERKER Felicitas		06 MAR 1992				
		<b>ESTONIA</b>	EST		7		<b>DNF</b>	
	105	OZERSKA Melisa		02 NOV 1998				
	106	SAEM Cathy		14 DEC 1993				
	103	LANDAR Marja-Liisa		19 JUL 1990				
	104	OLENKO Kairit		21 DEC 1985				
		<b>KENYA</b>	KEN		1		<b>DQ</b>	IAAF 170/7
	237	WAMIRA Rael		16 JUN 1997				
	235	WAMIRA Beryl		20 JUN 1995				
	209	ATIENO Alice		01 JAN 1992				
	232	WAFULA Ruth		21 APR 1999				

Details: Start time:17:33 Temperature:+28°C Humidity:41%

#### Legend

DQ = Disqualified  
DNF = Did Not Finish  
R.T. = Reaction

DNS = Did Not Start  
Fn = False Start

Samsun(TUR), 23rd - 29th July 2017

ATW01\_73E 1.0

1

LANE	COMPETITOR	REACTION (SECONDS)	FINISH (METERS)
1			
2	UKRAINE		
3	BELARUS		
4	RUSSIAN FEDERATION		
5	UNITED STATES		
6			
7			
8			
		0 0.225 0.450	380 390 400

As of 29/07/2017 at 17:51

#### Legend

**DQ** = Disqualified  
**DNF** = Did Not Finish  
**R.T.** = Reaction

**DNS** = Did Not Start  
**Fn** = False Start

Samsun(TUR), 23rd - 29th July 2017

ATW01\_73E 1.0





RANK BIB TEAM NOC DATE OF BIRTH LANE R.T. TIME



### 4 x 100 Relay - Men - Final

WR	41.10	UNITED STATES	USA	BUCHAREST	24 JUL 1977
DR	41.10	UNITED STATES	USA	BUCHAREST	24 JUL 1977

### FINAL

1	<b>JAPAN</b>	JPN		5	0.194	<b>41.66</b>
183	SAEGUSA Hiroki		01 JAN 1990			
196	YAMADA Maki		07 JUN 1997			
189	SHITARA Akihisa		01 JAN 1994			
184	SASAKI Takuma		30 NOV 1993			
2	<b>UKRAINE</b>	UKR		6	0.165	<b>41.77</b>
415	PENDRAK Maksym		01 NOV 1990			
424	VYSHYNSKYI Dmytro		18 JUL 1996			
404	DMYTRYENKO Oleksandr		10 MAY 1987			
418	RUDENKO Dmytro		12 JUN 1990			
3	<b>CHINA</b>	CHN		3	0.165	<b>42.03</b>
44	MA Ruichao		30 APR 1994			
36	GAO Qingquan		19 AUG 1992			
50	XU Zhenqing		20 FEB 1989			
42	LI Bin		11 JUL 1990			
4	<b>POLAND</b>	POL		8	0.197	<b>42.60</b>
325	STEMPURSKI Daniel		18 JAN 1997			
318	KOTOWSKI Grzegorz		08 DEC 1987			
317	JANDA Bartłomiej		01 FEB 1993			
315	CYGLER Robert		08 MAR 1991			
5	<b>BELARUS</b>	BLR		1	0.247	<b>43.00</b>
26	ZAPOISKIKH Siarhei		13 SEP 1999			
23	RAHULIA Uladzislau		24 APR 1998			
21	LAHADZIUK Artsiom		11 OCT 1994			
14	DIHALEVICH Daniil		18 APR 1997			
6	<b>KENYA</b>	KEN		2	0.243	<b>43.62</b>
230	ONYANGO David					
211	KALEBU Walter Malenje		13 MAR 2000			
236	WAMIRA David		10 APR 1987			
231	SIMIYU Paul		26 MAR 1994			
7	<b>INDIA</b>	IND		7	0.213	<b>45.72</b>
156	MAHATA Srikrishna		13 JUL 1994			
155	KURIAKOSE Jijo		21 JUN 1989			
158	RAMACHANDRAN Yadukrishna		30 DEC 1995			
157	PALLATHU SUBHASH Ajeesh		04 AUG 1994			

### NOT RANKED

	<b>UNITED STATES</b>	USA		4	<b>DNF</b>
436	JONES Nicholas		23 JAN 1995		
430	FURLOUGH Delvin		27 AUG 1989		
437	KOSS Taylor		10 AUG 1993		
428	ESPER Dewayne		08 JAN 1995		

#### Legend

DQ = Disqualified  
DNF = Did Not Finish  
R.T. = Reaction

DNS = Did Not Start  
Fn = False Start

Samsun(TUR), 23rd - 29th July 2017

ATM01\_73E 1.0

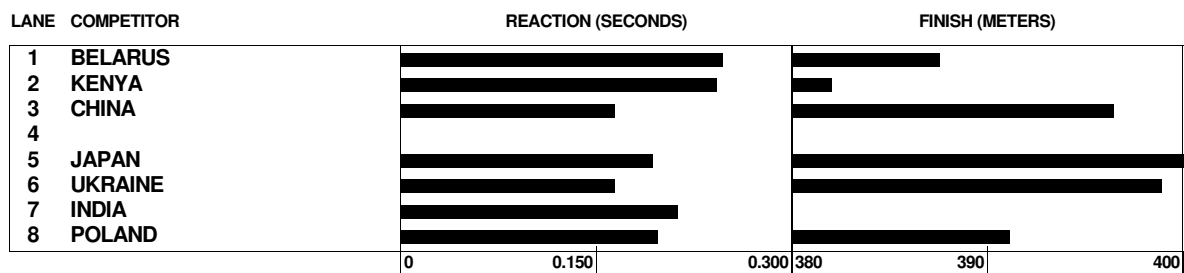
1

## Details:

Start time:17:48

Temperature:+28°C

Humidity:41%



As of 29/07/2017 at 17:51

## Legend

**DQ** = Disqualified  
**DNF** = Did Not Finish  
**R.T.** = Reaction

**DNS** = Did Not Start  
**Fn** = False Start

Samsun(TUR), 23rd - 29th July 2017

ATM01\_73E 1.0

2





# RESULTS

RANK BIB SURNAME & NAME NOC DATE OF BIRTH ORD TIME



## 5000 m - Men - Final

WR	14:02.90	CHERONO Simon	1989	KEN	SOFIA	03 AUG 2013
DR	14:02.90	MCHERONO Symon	1987	KEN	SOFIA	03 AUG 2013

1	210	CHERONO Symon	KEN	24 JUL 1987	7	14:06.01
2	218	LETTING Michael	KEN	04 MAR 1988	18	14:58.49
3	215	KIPTUM Daniel	KEN	28 DEC 1974	19	15:08.43
4	290	VAN HOUWELINGEN Ralph	NED	26 JUL 1994	12	15:15.21
5	341	ELNIKOV Alexey	RUS	23 JUN 1991	5	15:36.02
6	320	MARCINKIEWICZ Adrian	POL	27 JUN 1993	14	15:38.97
7	326	WOJCIECHOWSKI Michal	POL	02 OCT 1988	17	15:39.94
8	128	HELMIS Daniel	GER	15 APR 1988	6	15:52.93
9	382	CHU Chun-Che	TPE	11 JUL 1995	15	16:12.99
10	93	TASINCHANA MAIGUA Jonath	ECU	02 FEB 1993	13	17:29.37
11	197	YAMANAKA Kohichiro	JPN	27 AUG 1981	1	18:21.31

## NOT RANKED

134	ASIEDU Stephen	GHA	22 DEC 2000	2	DNS
135	AYISI Austine	GHA	19 MAR 1991	4	DNS
142	MOHAMMED Samadu	GHA	15 OCT 1989	9	DNS
255	KERAIDI Abdullah	KUW	22 AUG 1998	11	DNS
256	KHALAF Salem	KUW	25 MAR 1971	16	DNS
295	ALAMS Mangut	NGR	15 AUG 1987	3	DNS
165	AL GBURI Hasan	IRQ	10 JAN 1998	10	DNF
323	NOWAK Rafal	POL	26 APR 1975	8	DNF

## Intermediate point leaders (Bib and Time):

1000 m :	218	2:54.15	2000 m :	210	5:51.29	3000 m :	210	8:35.94
4000 m :	210	11:12.47						

Details: Start time:18:10 Temperature:+28°C Humidity:41%

As of 29/07/2017 at 18:33

## Legend

DQ = Disqualified	DNS = Did Not Start
DNF = Did Not Finish	* = Caution
ORD = Order	

Samsun(TUR), 23rd - 29th July 2017

ATM01\_73G 1.0

1



RANK BIB TEAM NOC DATE OF BIRTH LANE R.T. TIME



### 4 x 400 Relay - Women - Final

WR	3:48.58	RUSSIAN FEDERATION	RUS	BYDGOSZCZ	25 JUL 2015
DR	3:50.26	BELARUS	BLR	SOFIA	3/013

1	<b>RUSSIAN FEDERATION</b>	RUS	5	0.348	<b>3:48.14</b>	WR, DR
340	CHERNYSHEVA Victoria	04 JUL 1998				
331	ABUBIAKIROVA Iuliia	27 AUG 1996				
360	KUDRIAVTSEVA Ekaterina	01 JUL 1986				
354	KHALADZHAN Asya	12 JUN 1992				
2	<b>UKRAINE</b>	UKR	6	0.228	<b>3:52.62</b>	
408	KOCHMARYK Viktoriia	23 AUG 1989				
419	SHAPOVAL Yuliia	28 APR 1988				
407	IEZLOVETSKA Natalia	21 NOV 1983				
411	KUPRYCH Solomiia	10 JAN 1990				
3	<b>BELARUS</b>	BLR	3	0.486	<b>4:03.18</b>	
20	KRAUTSOVA Liudmila	31 MAR 1998				
19	KOZICH Halina	26 MAY 1990				
15	HANCHAROVA Yana	09 FEB 1988				
12	CHABATAROVA Tatsiana	17 FEB 1984				
4	<b>UNITED STATES</b>	USA	2	0.338	<b>4:04.56</b>	
441	SCOTT Jaida	06 APR 2000				
445	VANDERMEULEN Janna	08 MAY 1990				
443	STEIN Nicola	15 AUG 2000				
438	MCKITTY Shellane	17 APR 1993				
5	<b>CHINA</b>	CHN	8	0.321	<b>4:07.71</b>	
34	DONG Lingyun	01 FEB 1994				
40	HUANG Huang	01 MAY 1997				
38	GUO Yanlan	05 AUG 1995				
33	CHEN Yan	19 FEB 1997				
6	<b>KENYA</b>	KEN	7	0.387	<b>4:10.73</b>	
232	WAFULA Ruth	21 APR 1999				
235	WAMIRA Beryl	20 JUN 1995				
209	ATIENO Alice	01 JAN 1992				
237	WAMIRA Rael	16 JUN 1997				

### NOT RANKED

**NIGERIA**

NGR

4

**DNS**

**Details:**

Start time:18:39

Temperature:+27°C

Humidity:47%

#### Legend

**DQ** = Disqualified  
**DNF** = Did Not Finish  
**R.T.** = Reaction

**DNS** = Did Not Start  
**Fn** = False Start

Samsun(TUR), 23rd - 29th July 2017

ATW01\_73E 1.0

1



LANE	COMPETITOR	REACTION (SECONDS)	FINISH (METERS)
1			
2	UNITED STATES		
3	BELARUS		
4			
5	RUSSIAN FEDERATION		
6	UKRAINE		
7	KENYA		
8	CHINA		
		0 0.250 0.500	1580 1590 1600

As of 29/07/2017 at 18:45

#### Legend

**DQ** = Disqualified  
**DNF** = Did Not Finish  
**R.T.** = Reaction

**DNS** = Did Not Start  
**Fn** = False Start

Samsun(TUR), 23rd - 29th July 2017

ATW01\_73E 1.0





RANK BIB TEAM NOC DATE OF BIRTH LANE R.T. TIME



### 4 x 400 Relay - Men - Final

WR	3:12.64	RUSSIAN FEDERATION	RUS	SOFIA	03 AUG 2013
DR	3:12.64	RUSSIAN FEDERATION	RUS	SOFIA	03 AUG 2013

### FINAL

1	<b>RUSSIAN FEDERATION</b>	RUS		8	0.231	<b>3:13.39</b>
	330 ABDRAKHMANOV Artur		16 MAY 1986			
	348 GREBENSCHIKOV Konstanti		02 JAN 1990			
	366 OBLOMKOV Victor		29 JUN 1994			
	369 SHARAPO Anton		01 DEC 1995			
2	<b>UKRAINE</b>	UKR		4	0.236	<b>3:16.92</b>
	410 KULYK Mykola		24 MAY 1981			
	409 KOMPANIETS Serhii		17 MAY 1996			
	405 DRACH Sergii		02 APR 1988			
	418 RUDENKO Dmytro		12 JUN 1990			
3	<b>TURKEY</b>	TUR		5	0.261	<b>3:17.80</b>
	393 CETINKAYA Sukru		28 SEP 1993			
	388 BAYDAS Hasan		10 APR 1994			
	389 BAYDAS Huseyin		10 APR 1994			
	399 SUZEN Yasin		10 FEB 1994			
4	<b>UNITED STATES</b>	USA		3	0.234	<b>3:19.19</b>
	436 JONES Nicholas		23 JAN 1995			
	442 SINGLETON Michael		17 SEP 1999			
	439 PERRY Brady		23 NOV 1999			
	437 KOSS Taylor		10 AUG 1993			
5	<b>JAPAN</b>	JPN		1	0.229	<b>3:19.29</b>
	172 IKEDA Masaki		01 JAN 1997			
	180 OKABE Yusuke		01 JAN 1987			
	176 MORIMITSU Yuya		21 JUL 1995			
	196 YAMADA Maki		07 JUN 1997			
6	<b>CHINA</b>	CHN		6	0.176	<b>3:20.90</b>
	44 MA Ruichao		30 APR 1994			
	42 LI Bin		11 JUL 1990			
	36 GAO Qingquan		19 AUG 1992			
	48 WANG Yingzhe		14 MAY 1992			
8	<b>POLAND</b>	POL		7	0.283	<b>3:30.13</b>
	318 KOTOWSKI Grzegorz		08 DEC 1987			
	317 JANDA Bartlomiej		01 FEB 1993			
	319 KULPA Michal		11 JUN 1987			
	321 MIADZEL Lukasz		12 AUG 1986			

### NOT RANKED

	<b>KENYA</b>	KEN		2	<b>DQ</b>	IAAF 170/20
	470 ADONIJA Benson		07 JUL 1992			
	236 WAMIRA David		10 APR 1987			
	230 ONYANGO David		28 OCT 1989			
	221 MUGO Kelvin		13 NOV 1994			

#### Legend

DQ = Disqualified  
DNF = Did Not Finish  
R.T. = Reaction

DNS = Did Not Start  
Fn = False Start

Samsun(TUR), 23rd - 29th July 2017

ATM01\_73E 1.0

1

## Details:

Start time:18:58

Temperature:+28°C

Humidity:44%

LANE	COMPETITOR	REACTION (SECONDS)	FINISH (METERS)
1	JAPAN		
2			
3	UNITED STATES		
4	UKRAINE		
5	TURKEY		
6	CHINA		
7	POLAND		
8	RUSSIAN FEDERATION		

As of 29/07/2017 at 19:04

## Legend

**DQ** = Disqualified  
**DNF** = Did Not Finish  
**R.T.** = Reaction

**DNS** = Did Not Start  
**Fn** = False Start

Samsun(TUR), 23rd - 29th July 2017

ATM01\_73E 1.0

2





## RECORDS BROKEN BY EVENT DAY 7

EVENT DATE ROUND BIB NAME NAT BORN RESULT RECORDS

### 30 Km ( Marathon)

#### Men

29 July 2017	Final	215	KIPTUM, Daniel	KEN	1974	1:38:55	WR
--------------	-------	-----	----------------	-----	------	---------	----

### 20 Km (Marathon)

#### Women

29 July 2017	Final	123	ALDER-BAERENS, Nele	GER	1978	1:19:12	WR
--------------	-------	-----	---------------------	-----	------	---------	----

### Half Marathon

#### Women

29 July 2017	Final	123	ALDER-BAERENS, Nele	GER	1978	1:23:36	WR
--------------	-------	-----	---------------------	-----	------	---------	----

### 30 Km (Marathon)

#### Women

29 July 2017	Final	123	ALDER-BAERENS, Nele	GER	1978	2:00:25	WR
--------------	-------	-----	---------------------	-----	------	---------	----

### Marathon

#### Women

29 July 2017	Final	123	ALDER-BAERENS, Nele	GER	1978	2:51:19	DR
--------------	-------	-----	---------------------	-----	------	---------	----

### Discus Throw

#### Women

29 July 2017	Final	84	MATOUSKOVA, Leka	CZE	1993	47.95 m	DR
--------------	-------	----	------------------	-----	------	---------	----

### 4X100 Relay

#### Women

29 July 2017	Final		RUSSIAN FEDERATION	RUS		47.05	WR, DR
		345	FILUSHKINA, Alena	RUS	1996		
		357	KLIMOVA, Oxana	RUS	1990		
		349	GRISHINA, Marina	RUS	1988		
		347	GOLOVINA, Ksenia	RUS	1992		

### 4X400 Relay

#### Women

29 July 2017	Final		RUSSIAN FEDERATION	RUS		3:48.14	WR, DR
		340	CHERNYSHEVA, Victoria	RUS	1998		
		331	ABUBIAKIROVA, Iulia	RUS	1996		
		360	KUDRIAVTSEVA, Ekaterina	RUS	1986		
		354	KHALADZHAN, Asya	RUS	1992		